

SP ONE XL

bathtubs - baignoires



bathtubs / baignoires SP ONE XL

COLOURS • COULEURS



CLUB panel
tablier CLUB



white
blanc



black
noir



Inox



MODUL panel
tablier MODUL



white
blanc



chrome / white
chromé / blanc



Chrome
Chromé

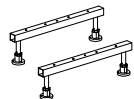
ACCESSORIES • ACCESSOIRES



ENJOY head rest
Appui-tête ENJOY



ENJOY "S" head rest
Appui-tête ENJOY "S"



Set of universal support
frame with feet
Châssis universel avec
pieds



CLUB panel
tablier CLUB



MODUL panel
tablier MODUL



access panel
trappe de visite



bath waste and
overflow set
vidage automatique



bath filler waste and over-
flow set
automatique vidage bec
verseur



deck mounted
valves and
handset
robinetterie


SIZES cm. • FORMATS cm.

170x70 • 61h
170x75 • 61h
180x80 • 61h
180x90 • 61h

SP ONE XL

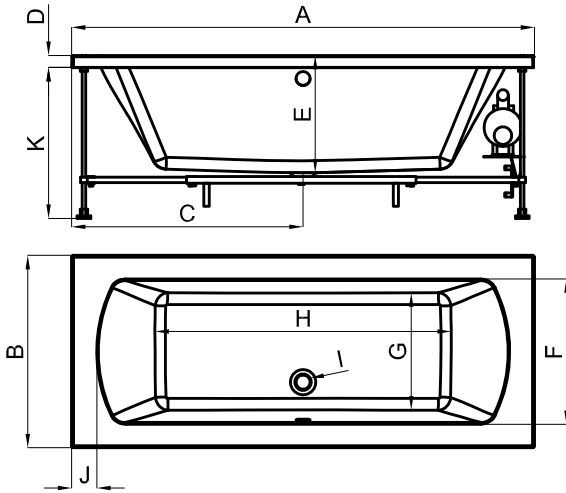
bathubs - baignoires

EQUIPMENT • EQUIPEMENT

	
JETS	6

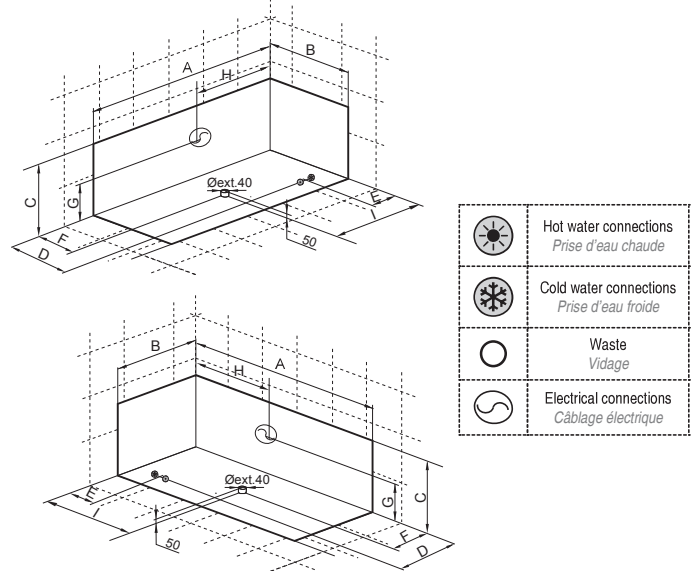
See features on page 22-25.
Consultez caractéristiques en page 22-25.





DRAWINGS mm. • PLANS mm.



mm	A	B	C	D	E	F	G	H	I	J	K
1700x700	1700	700	850	45	430	540	445	1095	ø52	70	565
1700x750	1700	750	850	45	430	590	495	1095	ø52	70	565
1800x800	1800	800	900	45	430	640	545	1195	ø52	70	565
1800x900	1800	900	900	45	430	740	645	1195	ø52	70	565

PRE-INSTALLING • PRE-INSTALLATION



	Hot water connections Prise d'eau chaude
	Cold water connections Prise d'eau froide
	Waste Vidage
	Electrical connections Câblage électrique

mm	A	B	C	D	E	F	G	H	I
1700x700	1700	700	610	450	250	350	300	850	850
1700x750	1700	750	610	500	250	375	300	850	850
1800x800	1800	800	610	550	250	400	300	900	900
1800x900	1800	900	610	650	250	450	300	950	950

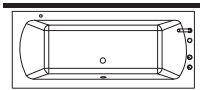
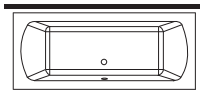
PACKAGING DETAILS • DONNÉES D'EXPÉDITION

		DIMENSIONS DIMENSIONS	VOLUME VOLUME	NET WEIGHT / PIECE POIDS NET / PIÈCE	GROSS WEIGHT / PALLET POIDS BRUT / PALETTE	PIECES / PALLET PIÈCES / PALETTE
170 x 70	BASIC	L 125 cm W 77 cm H 190 cm	1,83 m³	24 Kg	380 Kg	15
	BATH WITH FRAME CHASSIS SANS HYDROMAS- SAGE	L 174 cm W 79 cm H 69 cm	0,95 m³	27,6 Kg	38,1 Kg	1
	S0	L 174 cm W 79 cm H 69 cm	0,95 m³	35,8 Kg	46,3 Kg	1
170 x 75	BASIC	L 125 cm W 77 cm H 190 cm	1,83 m³	25,5 Kg	402,5 Kg	15
	BATH WITH FRAME CHASSIS SANS HYDROMAS- SAGE	L 174 cm W 79 cm H 69 cm	0,95 m³	29,2 Kg	39,7 Kg	1
	S0	L 174 cm W 79 cm H 69 cm	0,95 m³	37,4 Kg	47,9 Kg	1
180 x 80	BASIC	L 125 cm W 82 cm H 200 cm	2,05 m³	30 Kg	470 Kg	15
	BATH WITH FRAME CHASSIS SANS HYDROMAS- SAGE	L 184 cm W 84 cm H 69 cm	1,07 m³	33,9 Kg	45,4 Kg	1
	S0	L 184 cm W 84 cm H 69 cm	1,07 m³	42,1 Kg	53,6 Kg	1
180 x 90	BASIC	L 125 cm W 92 cm H 200 cm	2,3 m³	32,5 Kg	507,5 Kg	15
	BATH WITH FRAME CHASSIS SANS HYDROMAS- SAGE	L 194 cm W 94 cm H 69 cm	1,26 m³	36,5 Kg	49 Kg	1
	S0	L 194 cm W 94 cm H 69 cm	1,26 m³	44,7 Kg	57,2 Kg	1

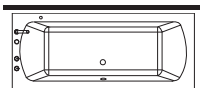
SP ONE XL

bathtubs - baignoires

SP ONE XL 170x70 cm.



left
gauche



right
droite

		FINISH FINITION	BRASSWARE ROBINETTERIE	SAP	KEA	€
BASIC		(1) _		100057454	N710000133	442,00 €
		(2)		100060031	N710000150	1.457,00 €
BATH WITH FRAME CHASSIS SANS HYDROMAS- SAGE		(1) _		100060032	N710000168	992,00 €
		(2)		100060033	N710000174	1.953,00 €
S0		(1) _		100060034	N710000239	2.038,00 €
		right droite	(2)	100060035	N710000199	3.066,00 €
		left gauche	(2)	100060036	N710000201	3.066,00 €

Water volume 174 l.
Volume d'eau 174 l.



⁽¹⁾ Bath waste not included • Vidage non inclus

⁽²⁾ Bath waste and overflow set included with filler • Vidage automatique avec bec verseur

ACCESSORIES • ACCESSOIRES

	DESCRIPTION DESCRIPTION	COLOUR COULEUR	SAP	KEA	€	BASIC	FRAME CHASSIS	S0
	⁽¹⁾ Bath waste and overflow set NEXT + Syphon • Vidage automatique NEXT + Syphon		100060498	N780000002	51,00 €	✓	✓	✓
	⁽¹⁾ NEXT bath filler waste and overflow set including bath trap • Vidage NEXT avec bec verseur + Syphon		100060521	N780000008	130,00 €	✓	✓	✓
	COLD head rest • Appui-tête COLD		100066186	N770000052	91,00 €	✓	✓	✓
	ENJOY head rest • Appui-tête ENJOY		100056383	N770000007	239,00 €			
			100056384	N770000034	239,00 €	✓	✓	✓
	ENJOY "S" head rest • Appui-tête ENJOY "S"		100056387	N770000017	239,00 €			
			100060780	N770000049	198,00 €			
			100060753	N770000065	198,00 €	✓	✓	✓
		100060767	N770000057	198,00 €				
	Set of CASUAL universal support frame with feet CASUAL • Kit chassie universal CASUAL		100057508	N770000042	39,00 €	✓		
	⁽²⁾ Bath access panel • Trappe de visite baignoire		250021559	N790001316	331,00 €	✓	✓	✓
	MODUL panel 170 • 170 Tablier MODUL		100056216	N770000146	188,00 €		✓	✓
	MODUL panel 70 • 70 tablier MODUL		100056218	N770000152	111,00 €		✓	✓
	CLUB panel 170 • 170 Tablier CLUB		100056096	N770000144	341,00 €			
			100056098	N770000140	368,00 €		✓	✓
			100056097	N770000145	398,00 €			
	CLUB panel 70 • 70 Tablier CLUB		100056075	N770000113	176,00 €			
			100056077	N770000132	191,00 €		✓	✓
			100056076	N770000114	203,00 €			

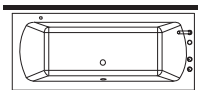
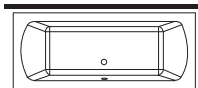
⁽¹⁾ Only required for the models not including brassware • Nécessaire uniquement pour les modèles sans robinetterie

⁽²⁾ Required for all built-in installations • Nécessaire pour tous les modèles encastrés

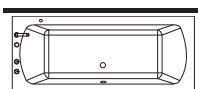
SP ONE XL

bathbubs - baignoires

SP ONE XL 170x75 cm.



left
gauche



right
droite

		FINISH FINITION	BRASSWARE ROBINETTERIE	SAP	KEA	€
BASIC		(1)_		100057455	N710000155	440,00 €
		(2)		100060037	N710000258	1.473,00 €
BATH WITH FRAME CHASSIS SANS HYDROMAS- SAGE		(1)_		100060038	N710000202	1.009,00 €
		(2)		100060039	N710000208	1.970,00 €
S0		(1)_		100060040	N710000215	2.054,00 €
		right droite	(2)	100060041	N710000273	3.083,00 €
		left gauche	(2)	100060042	N710000242	3.083,00 €

Water volume 194 l.
Volume d'eau 194 l.



⁽¹⁾ Bath waste not included • Vidage non inclus

⁽²⁾ Bath waste and overflow set included with filler • Vidage automatique avec bec verseur

ACCESSORIES • ACCESSOIRES

	DESCRIPTION DESCRIPTION	COLOUR COULEUR	SAP	KEA	€	BASIC	FRAME CHASSIS	S0
	⁽¹⁾ Bath waste and overflow set NEXT + Syphon • Vidage automatique NEXT + Syphon		100060498	N780000002	51,00 €	✓	✓	✓
	⁽¹⁾ NEXT bath filler waste and overflow set including bath trap • Vidage NEXT avec bec verseur + Syphon		100060521	N780000008	130,00 €	✓	✓	✓
	COLD head rest • Appui-tête COLD		100066186	N770000052	91,00 €	✓	✓	✓
	ENJOY head rest • Appui-tête ENJOY		100056383	N770000007	239,00 €			
			100056384	N770000034	239,00 €	✓	✓	✓
	ENJOY "S" head rest • Appui-tête ENJOY "S"		100056387	N770000017	239,00 €			
			100060780	N770000049	198,00 €			
	ENJOY "S" head rest • Appui-tête ENJOY "S"		100060753	N770000065	198,00 €	✓	✓	✓
			100060767	N770000057	198,00 €			
	Set of CASUAL universal support frame with feet CASUAL • Kit chassis universal CASUAL		100057508	N770000042	39,00 €	✓		
	⁽²⁾ Bath access panel • Trappe de visite baignoire		250021559	N790001316	331,00 €	✓	✓	✓
	MODUL panel 170 • 170 Tablier MODUL		100056216	N770000146	188,00 €		✓	✓
	MODUL panel 75 • 75 tablier MODUL		100056217	N770000157	111,00 €		✓	✓
	CLUB panel 170 • 170 Tablier CLUB		100056096	N770000144	341,00 €			
			100056098	N770000140	368,00 €		✓	✓
			100056097	N770000145	398,00 €			
	CLUB panel 75 • 75 Tablier CLUB		100056078	N770000116	180,00 €			
			100056080	N770000120	192,00 €		✓	✓
			100056079	N770000142	205,00 €			

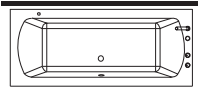
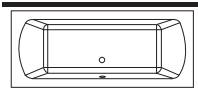
⁽¹⁾ Only required for the models not including brassware • Nécessaire uniquement pour les modèles sans robinetterie

⁽²⁾ Required for all built-in installations • Nécessaire pour tous les modèles encastrés

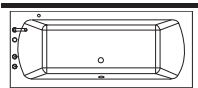
SP ONE XL

bathtubs - baignoires

SP ONE XL 180x80 cm.



left
gauche



right
droite

		FINISH FINITION	BRASSWARE ROBINETTERIE	SAP	KEA	€
BASIC		(1)_		100057456	N710000192	563,00 €
		(2)		100060043	N710000172	1.532,00 €
BATH WITH FRAME CHASSIS SANS HYDROMAS- SAGE		(1)_		100060044	N710000224	1.086,00 €
		(2)		100060045	N710000170	1.995,00 €
S0		(1)_		100060046	N710000206	2.117,00 €
		right droite	(2)	100060047	N710000149	3.040,00 €
		left gauche	(2)	100060048	N710000143	3.040,00 €

Water volume 215 l.
Volume d'eau 215 l.



⁽¹⁾ Bath waste not included • Vidage non inclus

⁽²⁾ Bath waste and overflow set included with filler • Vidage automatique avec bec verseur

ACCESSORIES • ACCESSOIRES

	DESCRIPTION DESCRIPTION	COLOUR COULEUR	SAP	KEA	€	BASIC	FRAME CHASSIS	S0
	⁽¹⁾ Bath waste and overflow set NEXT + Syphon • Vidage automatique NEXT + Syphon		100060498	N780000002	51,00 €	✓	✓	✓
	⁽¹⁾ NEXT bath filler waste and overflow set including bath trap • Vidage NEXT avec bec verseur + Syphon		100060521	N780000008	130,00 €	✓	✓	✓
	COLD head rest • Appui-tête COLD		100066186	N770000052	91,00 €	✓	✓	✓
	ENJOY head rest • Appui-tête ENJOY		100056383	N770000007	239,00 €			
			100056384	N770000034	239,00 €	✓	✓	✓
			100056387	N770000017	239,00 €			
	ENJOY "S" head rest • Appui-tête ENJOY "S"		100060780	N770000049	198,00 €			
			100060753	N770000065	198,00 €	✓	✓	✓
			100060767	N770000057	198,00 €			
	Set of CASUAL PLUS support frame with feet • Kit châssis universel CASUAL PLUS		100060499	N770000066	49,00 €	✓		
	⁽²⁾ Bath access panel • Trappe de visite baignoire		250021559	N790001316	331,00 €	✓	✓	✓
	MODUL panel 180 • 180 Tablier MODUL		100056222	N770000153	220,00 €		✓	✓
	MODUL panel 80 • 80 tablier MODUL		100056219	N770000150	111,00 €		✓	✓
	CLUB panel 180 • 180 Tablier CLUB		100056099	N770000130	354,00 €			
			100056101	N770000133	383,00 €		✓	✓
			100056100	N770000118	414,00 €			
			100056081	N770000117	184,00 €			
	CLUB panel 80 • 80 Tablier CLUB		100056083	N770000136	196,00 €		✓	✓
			100056082	N770000124	211,00 €			

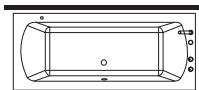
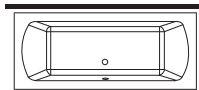
⁽¹⁾ Only required for the models not including brassware • Nécessaire uniquement pour les modèles sans robinetterie

⁽²⁾ Required for all built-in installations • Nécessaire pour tous les modèles encastrés

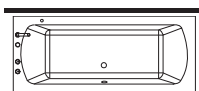
SP ONE XL

bathubs - baignoires

SP ONE XL 180x90 cm.



left
gauche



right
droite

		FINISH FINITION	BRASSWARE ROBINETTERIE	SAP	KEA	€
BASIC		(1) _		100060049	N710000167	692,00 €
		(2)		100060050	N710000164	1.698,00 €
BATH WITH FRAME CHASSIS SANS HYDROMAS- SAGE		(1) _		100060051	N710000207	1.257,00 €
		(2)		100060052	N710000272	2.126,00 €
S0		(1) _		100060053	N710000146	2.251,00 €
		right droite	(2)	100060054	N710000190	3.244,00 €
		left gauche	(2)	100060055	N710000220	3.244,00 €

Water volume 247 l.
Volume d'eau 247 l.



⁽¹⁾ Bath waste not included • Vidage non inclus

⁽²⁾ Bath waste and overflow set included with filler • Vidage automatique avec bec verseur

ACCESSORIES • ACCESSOIRES

	DESCRIPTION DESCRIPTION	COLOUR COULEUR	SAP	KEA	€	BASIC	FRAME CHASSIS	S0
	⁽¹⁾ Bath waste and overflow set NEXT + Syphon • Vidage automatique NEXT + Syphon		100060498	N780000002	51,00 €	✓	✓	✓
	⁽¹⁾ NEXT bath filler waste and overflow set including bath trap • Vidage NEXT avec bec verseur + Syphon		100060521	N780000008	130,00 €	✓	✓	✓
	COLD head rest • Appui-tête COLD		100066186	N770000052	91,00 €	✓	✓	✓
	ENJOY head rest • Appui-tête ENJOY		100056383	N770000007	239,00 €			
			100056384	N770000034	239,00 €	✓	✓	✓
	ENJOY "S" head rest • Appui-tête ENJOY "S"		100056387	N770000017	239,00 €			
			100060780	N770000049	198,00 €			
	ENJOY "S" head rest • Appui-tête ENJOY "S"		100060753	N770000065	198,00 €	✓	✓	✓
			100060767	N770000057	198,00 €			
	Set of CASUAL PLUS support frame with feet • Kit châssis universel CASUAL PLUS		100060499	N770000066	49,00 €	✓		
	⁽²⁾ Bath access panel • Trappe de visite baignoire		250021559	N790001316	331,00 €	✓	✓	✓
	MODUL panel 180 • 180 Tablier MODUL		100056222	N770000153	220,00 €		✓	✓
	MODUL panel 90 • 90 tablier MODUL		100056220	N770000147	111,00 €		✓	✓
	CLUB panel 180 • 180 Tablier CLUB		100056099	N770000130	354,00 €			
			100056101	N770000133	383,00 €		✓	✓
			100056100	N770000118	414,00 €			
	CLUB panel 90 • 90 Tablier CLUB		100056084	N770000115	194,00 €			
			100056086	N770000137	208,00 €		✓	✓
			100056085	N770000119	224,00 €			

⁽¹⁾ Only required for the models not including brassware • Nécessaire uniquement pour les modèles sans robinetterie

⁽²⁾ Required for all built-in installations • Nécessaire pour tous les modèles encastrés