

SOLEIL OVAL

bathtubs - baignoires



bathtubs / baignoires SOLEIL OVAL

COLOURS • COULEURS



white acrylic
acrylique blanc



chrome / white
chromé / blanc



Chrome
Chromé

ACCESSORIES • ACCESSOIRES



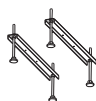
ENJOY head rest
Appui-tête ENJOY



ENJOY "S" head rest
Appui-tête ENJOY "S"



COLD head rest
appui-tête COLD



Set of CASUAL PLUS
support frame with feet
châssis universel CASUAL
PLUS



OVAL panel
tablier OVAL



access panel
trappe de visite



Up-Down waste hidden overflow
Vidage Up-Down trop plein caché



bath waste and
overflow set
vidage automatique



deck mounted bath filler set
Robinetterie avec bec sur
plage

SIZES cm. • FORMATS cm.

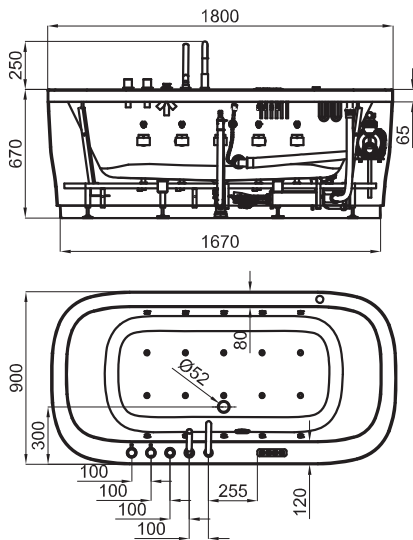
180x90 • 67h

EQUIPMENT • EQUIPEMENT

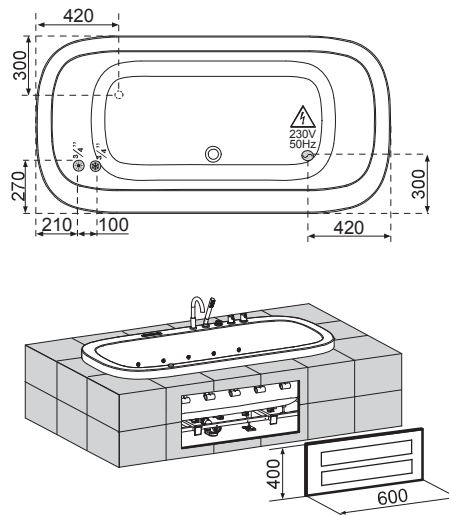
		S0	SX1	SX2	SX3	SX4	SX5
JETS		6	-	10	10	10	-
BLOWERS		-	9	-	9	9	9
CHROMOTHERAPY CHROMOTHERAPIE		-	-	-	-	10	10
DISINFECTION DÉSINFECTION		-	-	-	-	✓	-

See features on page 22-25.
Consultez caractéristiques en page 22-25.

DRAWINGS mm. • PLANS mm.



PRE-INSTALLING • PRE-INSTALLATION



	Hot water connections Prise d'eau chaude
	Cold water connections Prise d'eau froide
	Waste Vidage
	Electrical connections Câblage électrique

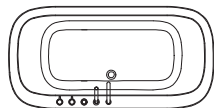
PACKAGING DETAILS • DONNÉES D'EXPÉDITION

	DIMENSIONS DIMENSIONS		VOLUME VOLUME	NET WEIGHT / PIECE POIDS NET / PIÈCE	GROSS WEIGHT / PALLET POIDS BRUT / PALETTE	PIECES / PALLET PIÈCES / PALETTE
BASIC	L	185 cm	2,63 m³	33,8 Kg	358Kg	10
	W	95 cm				
	H	150 cm				
BATH WITH FRAME CHASSIS SANS HYDROMAS- SAGE	L	185 cm	1,32 m³	44 Kg	57 Kg	1
	W	95 cm				
	H	75 cm				
CENTER	L	185 cm	1,32 m³	58 Kg	71 Kg	1
	W	95 cm				
	H	75 cm				
S0	L	185 cm	1,32 m³	68 Kg	81 Kg	1
	W	95 cm				
	H	75 cm				
SX1	L	185 cm	1,32 m³	68 Kg	81 Kg	1
	W	95 cm				
	H	75 cm				
SX2	L	185 cm	1,32 m³	73 Kg	86 Kg	1
	W	95 cm				
	H	75 cm				
SX3	L	185 cm	1,32 m³	78 Kg	91 Kg	1
	W	95 cm				
	H	75 cm				
SX4	L	185 cm	1,32 m³	83 Kg	96 Kg	1
	W	95 cm				
	H	75 cm				
SX5	L	185 cm	1,32 m³	78 Kg	91 Kg	1
	W	95 cm				
	H	75 cm				

SOLEIL OVAL

bathtubs - baignoires

SOLEIL OVAL 180x90 cm.



Water volume 500 l.
Volume d'eau 500 l.

		FINISH FINITION	BRASSWARE ROBINETTERIE	SAP	KEA	€
BASIC			(1)	100099293	N710000637	848,00 €
			(2)	100099294	N710000672	2.366,00 €
BATH WITH FRAME CHASSIS SANS HYDROMASSAGE		built-in encastrement	-	100099036	N710000643	1.724,00 €
			(3)	100099037	N710000649	2.865,00 €
			-	100099584	N710000673	3.524,00 €
			(3)	100099445	N710000616	5.038,00 €
S0		built-in encastrement	-	100099042	N710000666	2.572,00 €
			(2)	100099043	N710000576	3.431,00 €
			-	100099038	N710000561	5.194,00 €
(2)	100099039		N710000624	6.060,00 €		
SX1		built-in encastrement	-	100099052	N710000525	4.278,00 €
			(3)	100099053	N710000705	5.131,00 €
			-	100099048	N710000574	7.422,00 €
(3)	100099049		N710000625	8.312,00 €		
SX2		built-in encastrement	-	100099058	N710000786	4.377,00 €
			(3)	100099059	N710000541	5.260,00 €
			-	100099054	N710000635	6.772,00 €
(3)	100099055		N710000775	7.591,00 €		
SX3		built-in encastrement	-	100099067	N710000585	6.351,00 €
			(3)	100099068	N710000601	7.204,00 €
			-	100099063	N710000634	8.639,00 €
(3)	100099064		N710000670	9.506,00 €		
SX4 (4)			-	100099069	N710000592	10.869,00 €
			(3)	100099070	N710000657	11.673,00 €
SX5 (4)			-	100099086	N710000477	8.512,00 €
			(3)	100099087	N710000754	9.356,00 €



(1) Bath waste not included • Vidage non inclus

(2) Deck mounted bath filler set, Bath waste and overflow set included • Robinetterie avec bec sur plage, Vidage automatique inclus

















(3) Deck mounted bath filler set • Robinetterie avec bec sur plage



- Up-Down waste hidden overflow • Vidage Up-Down trop plein caché

(4) Make sure that all the important equipment and LED lights can be easily accessed
Ne doit pas être encastrée sans possibilité d'accéder aux spots

ACCESSORIES • ACCESSOIRES

	DESCRIPTION DESCRIPTION	COLOUR COULEUR	SAP	KEA	€	BASIC	FRAME CHASSIS	S0	SX1	SX2	SX3	SX4	SX5
	⁽¹⁾ Bath waste and overflow set NEXT + Syphon • Vidage automatique NEXT + Syphon		100060498	N780000002	51,00 €	✓		✓					
	COLD head rest • Appui-tête COLD		100066186	N770000052	91,00 €	✓	✓	✓	✓	✓	✓	✓	✓
	ENJOY head rest • Appui-tête ENJOY		100056383	N770000007	239,00 €								
			100056384	N770000034	239,00 €	✓	✓	✓	✓	✓	✓	✓	✓
			100056387	N770000017	239,00 €								
	ENJOY "S" head rest • Appui-tête ENJOY "S"		100060780	N770000049	198,00 €								
			100060753	N770000065	198,00 €	✓	✓	✓	✓	✓	✓	✓	✓
			100060767	N770000057	198,00 €								
	⁽²⁾ Set of CASUAL PLUS support frame with feet • Kit châssis universel CASUAL PLUS		100060499	N770000066	49,00 €	✓							
	⁽³⁾ Bath access panel • Trappe de visite baignoire		250021559	N790001316	331,00 €	✓	✓	✓	✓	✓	✓		

⁽¹⁾ Only required for the models not including brassware • Nécessaire uniquement pour les modèles sans robinetterie

⁽²⁾ Recommended use of 2 sets • On recommande 2 jeux pour ce modèle

⁽³⁾ Required for all built-in installations • Nécessaire pour tous les modèles encastrés