

# MINIMAL

bathtubs - baignoires



bathtubs / baignoires MINIMAL

## COLOURS • COULEURS



CLUB panel  
tablier CLUB



white  
blanc



black  
noir



Inox



MODUL panel  
tablier MODUL



white  
blanc



chrome / white  
chromé / blanc



Chrome  
Chromé

## ACCESSORIES • ACCESSOIRES



ENJOY head rest  
Appui-tête ENJOY



ENJOY "S" head rest  
Appui-tête ENJOY "S"



COLD head rest  
appui-tête COLD



Set of universal support  
frame with feet CASUAL  
châssis universel  
CASUAL



CLUB panel  
tablier CLUB



MODUL panel  
tablier MODUL



access panel  
trappe de visite



bath waste and  
overflow set  
vidage automatique



bath filler waste and over-  
flow set  
automatique vidage bec  
verseur



deck mounted valves and  
handset  
robinetterie

## SIZES cm. • FORMATS cm.

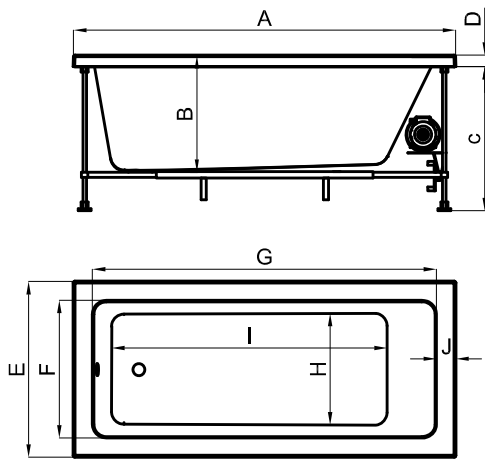
150x70 • 61h  
 160x70 • 61h  
 160x75 • 61h

## EQUIPMENT • EQUIPEMENT

		S0	SX1	SX2	SX3	SX4	SX5
JETS		6	-	8	8	8	-
BLOWERS		-	8	-	8	8	8
CHROMOTHERAPY CHROMOTHERAPIE		-	-	-	-	8	8
DISINFECTION DÉSINFECTION		-	-	-	-	✓	-

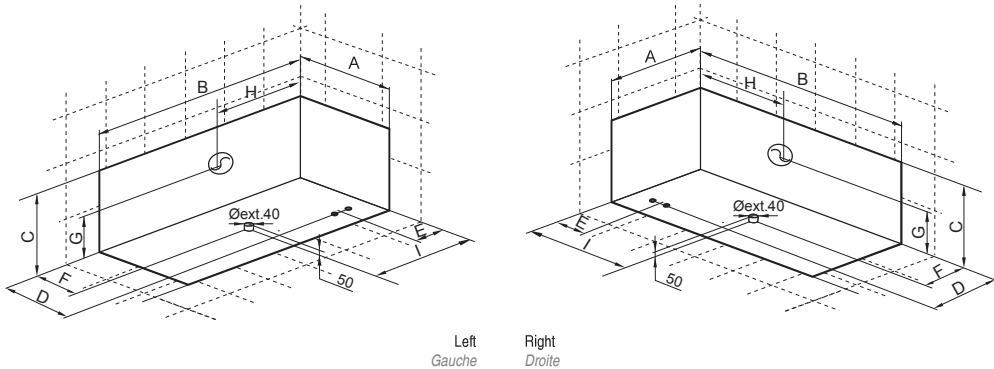
See features on page 22-25.  
 Consultez caracteristiques en page 22-25.

## DRAWINGS mm. • PLANS mm.



mm	A	B	C	D	E	F	G	H	I	J
1500 x 700	1500	450	565	45	700	540	1340	440	1070	80
1600 x 700	1600	450	565	45	700	540	1440	440	1170	80
1600 x 750	1600	450	565	45	750	590	1440	490	1170	80

## PRE-INSTALLING • PRE-INSTALLATION



	Hot water connections Prise d'eau chaude
	Cold water connections Prise d'eau froide
	Waste Vidage
	Electrical connections Câblage électrique

mm	A	B	C	D	E	F	G	H	I
1500 x 700	700	1500	610	465	250	350	300	750	350
1600 x 700	700	1600	610	465	250	350	300	800	400
1600 x 750	750	1600	610	500	250	375	300	800	400

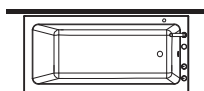
## PACKAGING DETAILS • DONNÉES D'EXPÉDITION

		DIMENSIONS DIMENSIONS		VOLUME VOLUME	NET WEIGHT / PIECE POIDS NET / PIÈCE	GROSS WEIGHT / PALLET POIDS BRUT / PALETTE	PIECES / PALLET PIÈCES / PALETTE
150x70	BASIC	L W H	120 cm 80 cm 170 cm	1,63 m <sup>3</sup>	24,3 Kg	229,4 Kg	8
	BATH WITH FRAME CHASSIS SANS HYDROMAS- SAGE	L W H	154 cm 74 cm 69 cm	0,79 m <sup>3</sup>	33,6 Kg	38,7 Kg	1
	S0	L W H	154 cm 74 cm 69 cm	0,79 m <sup>3</sup>	45,9 Kg	51 Kg	1
	SX1	L W H	154 cm 74 cm 69 cm	0,79 m <sup>3</sup>	39,9 Kg	45 Kg	1
	SX2	L W H	154 cm 74 cm 69 cm	0,79 m <sup>3</sup>	45,4 Kg	50,5 Kg	1
	SX3	L W H	154 cm 74 cm 69 cm	0,79 m <sup>3</sup>	51,7 Kg	56,8 Kg	1
	SX4	L W H	154 cm 74 cm 69 cm	0,79 m <sup>3</sup>	54,7 Kg	59,8 Kg	1
	SX5	L W H	154 cm 74 cm 69 cm	0,79 m <sup>3</sup>	40,9 Kg	46 Kg	1
160x70	BASIC	L W H	102 cm 80 cm 180 cm	1,73 m <sup>3</sup>	26,2 Kg	244,6 Kg	8
	BATH WITH FRAME CHASSIS SANS HYDROMAS- SAGE	L W H	164 cm 79 cm 69 cm	0,89 m <sup>3</sup>	32,9 Kg	38,9 Kg	1
	S0	L W H	164 cm 79 cm 69 cm	0,89 m <sup>3</sup>	48,5 Kg	54,5 Kg	1
	SX1	L W H	164 cm 79 cm 69 cm	0,89 m <sup>3</sup>	42,5 Kg	48,5 Kg	1
	SX2	L W H	164 cm 79 cm 69 cm	0,89 m <sup>3</sup>	48 Kg	54 Kg	1
	SX3	L W H	164 cm 79 cm 69 cm	0,89 m <sup>3</sup>	57,6 Kg	63,6 Kg	1
	SX4	L W H	162cm 72 cm 45 cm	0,89 m <sup>3</sup>	60,6 Kg	66,6 Kg	1
	SX5	L W H	164 cm 79 cm 69 cm	0,89 m <sup>3</sup>	43,5 Kg	49,5 Kg	1


## PACKAGING DETAILS • DONNÉES D'EXPÉDITION

		DIMENSIONS DIMENSIONS		VOLUME VOLUME	NET WEIGHT / PIECE POIDS NET / PIÈCE	GROSS WEIGHT / PALLET POIDS BRUT / PALETTE	PIECES / PALLET PIÈCES / PALETTE
160x75	BASIC	L W H	120 cm 85 cm 180 cm	1,84 m <sup>3</sup>	26,8 Kg	249,4 Kg	8
	BATH WITH FRAME CHASSIS SANS HYDROMAS- SAGE	L W H	164 cm 79 cm 69 cm	0,89 m <sup>3</sup>	35,5 Kg	41,5 Kg	1
	S0	L W H	164 cm 79 cm 69 cm	0,89 m <sup>3</sup>	52 Kg	58 Kg	1
	SX1	L W H	164 cm 79 cm 69 cm	0,89 m <sup>3</sup>	46 Kg	52 Kg	1
	SX2	L W H	164 cm 79 cm 69 cm	0,89 m <sup>3</sup>	51,5 Kg	57,5 Kg	1
	SX3	L W H	164 cm 79 cm 69 cm	0,89 m <sup>3</sup>	62 Kg	68 Kg	1
	SX4	L W H	164 cm 79 cm 69 cm	0,89 m <sup>3</sup>	65 Kg	71 Kg	1
	SX5	L W H	164 cm 79 cm 69 cm	0,89 m <sup>3</sup>	47 Kg	53 Kg	1

## MINIMAL 150x70 cm.



left  
gauche



right  
droite

Water volume 185 l.  
Volume d'eau 185 l.

		FINISH FINITION	BRASSWARE ROBINETTERIE	SAP	KEA	€
<b>BASIC</b>			(1)_	100050790	N71000067	496,00 €
			(3)	100050791	N71000076	1.499,00 €
<b>BATH WITH FRAME CHASSIS SANS HYDROMAS- SAGE</b>			(1)_	100050792	N710000110	969,00 €
			(3)	100050793	N710000057	1.990,00 €
<b>S0</b>		right droite	(1)_	100050794	N710000055	2.161,00 €
			(3)	100050795	N710000053	3.190,00 €
		left gauche	(1)_	100050804	N710000072	2.161,00 €
			(3)	100050805	N710000061	3.190,00 €
<b>SX1</b>		right droite	(2)_	100102420	N710000732	2.790,00 €
			(3)	100102421	N710000584	3.865,00 €
		left gauche	(2)_	100102422	N710000699	2.790,00 €
			(3)	100102423	N710000650	3.865,00 €
<b>SX2</b>		right droite	(2)_	100102424	N710000591	3.312,00 €
			(3)	100102425	N710000665	4.151,00 €
		left gauche	(2)_	100102426	N710000501	3.312,00 €
			(3)	100102427	N710000617	4.151,00 €
<b>SX3</b>		right droite	(2)_	100102428	N710000651	4.434,00 €
			(3)	100102429	N710000608	5.509,00 €
		left gauche	(2)_	100102430	N710000707	4.434,00 €
			(3)	100102431	N710000694	5.509,00 €
<b>SX4</b> (4)		right droite	(2)_	100102432	N710000587	7.092,00 €
			(3)	100102433	N710000706	8.167,00 €
		left gauche	(2)_	100102434	N710000594	7.092,00 €
			(3)	100102435	N710000589	8.167,00 €
<b>SX5</b> (4)		right droite	(2)_	100102436	N710000740	4.986,00 €
			(3)	100102437	N710000559	5.826,00 €
		left gauche	(2)_	100102438	N710000630	4.986,00 €
			(3)	100102439	N710000644	5.826,00 €
































(1) Bath waste not included • Vidage non inclus

(2) Waste included • Vidage inclus

(3) Bath waste and overflow set included with filler • Vidage automatique avec bec verseur

(4) Make sure that all the important equipment and LED lights can be easily accessed  
Ne doit pas être encastrée sans possibilité d'accéder aux spots

## ACCESSORIES • ACCESSOIRES

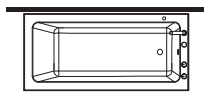
	DESCRIPTION DESCRIPTION	COLOUR COULEUR	SAP	KEA	€	BASIC	FRAME CHASSIS	S0	SX1	SX2	SX3	SX4	SX5
	<sup>(1)</sup> Bath waste and overflow set NEXT + Syphon • Vidage automatique NEXT + Syphon		100060498	N780000002	51,00 €	✓	✓	✓					
	<sup>(1)</sup> NEXT bath filler waste and overflow set including bath trap • Vidage NEXT avec bec verseur + Syphon		100060521	N780000008	130,00 €	✓	✓	✓					
	COLD head rest • Appui-tête COLD		100066186	N770000052	91,00 €	✓	✓	✓	✓	✓	✓	✓	✓
			100056383	N770000007	239,00 €								
	ENJOY head rest • Appui-tête ENJOY		100056384	N770000034	239,00 €	✓	✓	✓	✓	✓	✓	✓	✓
			100056387	N770000017	239,00 €								
	ENJOY "S" head rest • Appui-tête ENJOY "S"		100060780	N770000049	198,00 €								
			100060753	N770000065	198,00 €	✓	✓	✓	✓	✓	✓	✓	✓
			100060767	N770000057	198,00 €								
	<sup>(2)</sup> Set of CASUAL PLUS support frame with feet • Kit châssis universel CASUAL PLUS		100057508	N770000042	39,00 €	✓							
	<sup>(3)</sup> Bath access panel • Trappe de visite baignoire		250021559	N790001316	331,00 €	✓	✓	✓	✓	✓	✓	✓	✓
	MODUL panel 150 • 150 Tablier MODUL		100056221	N770000156	188,00 €		✓	✓	✓	✓	✓	✓	✓
	MODUL panel 70 • 70 tablier MODUL		100056218	N770000152	111,00 €		✓	✓	✓	✓	✓	✓	✓
			100056090	N770000139	326,00 €								
	CLUB panel 150 • 150 Tablier CLUB		100056092	N770000143	350,00 €		✓	✓	✓	✓	✓	✓	✓
			100056091	N770000128	375,00 €								
			100056075	N770000113	176,00 €								
	CLUB panel 70 • 70 Tablier CLUB		100056077	N770000132	191,00 €		✓	✓	✓	✓	✓	✓	✓
			100056076	N770000114	203,00 €								

<sup>(1)</sup> Only required for the models not including brassware • Nécessaire uniquement pour les modèles sans robinetterie


<sup>(2)</sup> Recommended use of 2 sets • On recommande 2 jeux pour ce modèle

<sup>(3)</sup> Required for all built-in installations • Nécessaire pour tous les modèles encastrés

## MINIMAL 160x70 cm.



left  
gauche



right  
droite

Water volume 199 l.  
Volume d'eau 199 l.

		FINISH FINITION	BRASSWARE ROBINETTERIE	SAP	KEA	€
<b>BASIC</b>			(1)_	100050814	N710000058	503,00 €
			(3)	100050815	N710000083	1.505,00 €
<b>BATH WITH FRAME CHASSIS SANS HYDROMAS- SAGE</b>			(1)_	100050816	N710000070	976,00 €
			(3)	100050817	N710000052	1.998,00 €
<b>S0</b>		right droite	(1)_	100050818	N710000081	2.169,00 €
			(3)	100050819	N710000087	3.198,00 €
		left gauche	(1)_	100050828	N710000101	2.169,00 €
			(3)	100050829	N710000059	3.198,00 €
<b>SX1</b>		right droite	(2)_	100102440	N710000703	2.798,00 €
			(3)	100102441	N710000751	3.873,00 €
		left gauche	(2)_	100102442	N710000597	2.798,00 €
			(3)	100102443	N710000701	3.873,00 €
<b>SX2</b>		right droite	(2)_	100102444	N710000821	3.321,00 €
			(3)	100102445	N710000581	4.162,00 €
		left gauche	(2)_	100102446	N710000642	3.321,00 €
			(3)	100102447	N710000763	4.162,00 €
<b>SX3</b>		right droite	(2)_	100102448	N710000683	4.441,00 €
			(3)	100102449	N710000702	5.516,00 €
		left gauche	(2)_	100102450	N710000692	4.441,00 €
			(3)	100102451	N710000544	5.516,00 €
<b>SX4 (4)</b>		right droite	(2)_	100102452	N710000795	7.099,00 €
			(3)	100102453	N710000636	8.175,00 €
		left gauche	(2)_	100102454	N710000603	7.099,00 €
			(3)	100102455	N710000588	8.175,00 €
<b>SX5 (4)</b>		right droite	(2)_	100102456	N710000761	4.996,00 €
			(3)	100102457	N710000552	5.836,00 €
		left gauche	(2)_	100102458	N710000557	4.996,00 €
			(3)	100102459	N710000605	5.836,00 €
































(1) Bath waste not included • Vidage non inclus

(2) Waste included • Vidage inclus

(3) Bath waste and overflow set included with filler • Vidage automatique avec bec verseur

(4) Make sure that all the important equipment and LED lights can be easily accessed  
Ne doit pas être encastrée sans possibilité d'accéder aux spots

## ACCESSORIES • ACCESSOIRES

	DESCRIPTION DESCRIPTION	COLOUR COULEUR	SAP	KEA	€	BASIC	FRAME CHASSIS	S0	SX1	SX2	SX3	SX4	SX5
	<sup>(1)</sup> Bath waste and overflow set NEXT + Syphon • Vidage automatique NEXT + Syphon		100060498	N780000002	51,00 €	✓	✓	✓					
	<sup>(1)</sup> NEXT bath filler waste and overflow set including bath trap • Vidage NEXT avec bec verseur + Syphon		100060521	N780000008	130,00 €	✓	✓	✓					
	COLD head rest • Appui-tête COLD		100066186	N770000052	91,00 €	✓	✓	✓	✓	✓	✓	✓	✓
			100056383	N770000007	239,00 €								
	ENJOY head rest • Appui-tête ENJOY		100056384	N770000034	239,00 €	✓	✓	✓	✓	✓	✓	✓	✓
			100056387	N770000017	239,00 €								
	ENJOY "S" head rest • Appui-tête ENJOY "S"		100060780	N770000049	198,00 €								
			100060753	N770000065	198,00 €	✓	✓	✓	✓	✓	✓	✓	✓
			100060767	N770000057	198,00 €								
	<sup>(2)</sup> Set of CASUAL PLUS support frame with feet • Kit châssis universel CASUAL PLUS		100057508	N770000042	39,00 €	✓							
	<sup>(3)</sup> Bath access panel • Trappe de visite baignoire		250021559	N790001316	331,00 €	✓	✓	✓	✓	✓	✓	✓	✓
	MODUL panel 160 • 160 Tablier MODUL		100056215	N770000002	188,00 €		✓	✓	✓	✓	✓	✓	✓
	MODUL panel 70 • 70 tablier MODUL		100056218	N770000152	111,00 €		✓	✓	✓	✓	✓	✓	✓
			100056093	N770000121	331,00 €								
	CLUB panel 160 • 160 Tablier CLUB		100056095	N770000135	356,00 €		✓	✓	✓	✓	✓	✓	✓
			100056094	N770000138	384,00 €								
			100056075	N770000113	176,00 €								
	CLUB panel 70 • 70 Tablier CLUB		100056077	N770000132	191,00 €		✓	✓	✓	✓	✓	✓	✓
			100056076	N770000114	203,00 €								

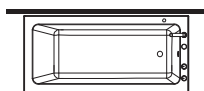
<sup>(1)</sup> Only required for the models not including brassware • Nécessaire uniquement pour les modèles sans robinetterie

<sup>(2)</sup> Recommended use of 2 sets • On recommande 2 jeux pour ce modèle

<sup>(3)</sup> Required for all built-in installations • Nécessaire pour tous les modèles encastrés



## MINIMAL 160x75 cm.



left  
gauche



right  
droite

Water volume 221 l.  
Volume d'eau 221 l.

		FINISH FINITION	BRASSWARE ROBINETTERIE	SAP	KEA	€
<b>BASIC</b>			(1)_	100050838	N710000080	536,00 €
			(3)	100050839	N710000086	1.538,00 €
<b>BATH WITH FRAME CHASSIS SANS HYDROMAS- SAGE</b>			(1)_	100050840	N710000084	1.013,00 €
			(3)	100050841	N710000068	2.034,00 €
<b>S0</b>		right droite	(1)_	100050842	N710000119	2.204,00 €
			(3)	100050843	N710000085	3.234,00 €
		left gauche	(1)_	100050852	N710000056	2.204,00 €
			(3)	100050853	N710000073	3.234,00 €
<b>SX1</b>		right droite	(2)_	100102460	N710000791	2.835,00 €
			(3)	100102461	N710000685	3.910,00 €
		left gauche	(2)_	100102462	N710000596	2.835,00 €
			(3)	100102463	N710000553	3.910,00 €
<b>SX2</b>		right droite	(2)_	100102464	N710000609	3.352,00 €
			(3)	100102465	N710000560	4.193,00 €
		left gauche	(2)_	100102466	N710000590	3.352,00 €
			(3)	100102467	N710000722	4.193,00 €
<b>SX3</b>		right droite	(2)_	100102468	N710000752	4.478,00 €
			(3)	100102469	N710000664	5.553,00 €
		left gauche	(2)_	100102470	N710000720	4.478,00 €
			(3)	100102471	N710000599	5.553,00 €
<b>SX4</b> (4)		right droite	(2)_	100102472	N710000679	7.136,00 €
			(3)	100102473	N710000655	8.212,00 €
		left gauche	(2)_	100102474	N710000747	7.136,00 €
			(3)	100102475	N710000759	8.212,00 €
<b>SX5</b> (4)		right droite	(2)_	100102476	N710000691	5.027,00 €
			(3)	100102477	N710000744	5.867,00 €
		left gauche	(2)_	100102478	N710000675	5.027,00 €
			(3)	100102479	N710000695	5.867,00 €
































(1) Bath waste not included • Vidage non inclus

(2) Waste included • Vidage inclus

(3) Bath waste and overflow set included with filler • Vidage automatique avec bec verseur

(4) Make sure that all the important equipment and LED lights can be easily accessed  
Ne doit pas être encastrée sans possibilité d'accéder aux spots

## ACCESSORIES • ACCESSOIRES

	DESCRIPTION DESCRIPTION	COLOUR COULEUR	SAP	KEA	€	BASIC	FRAME CHASSIS	S0	SX1	SX2	SX3	SX4	SX5
	<sup>(1)</sup> Bath waste and overflow set NEXT + Syphon • Vidage automatique NEXT + Syphon		100060498	N780000002	51,00 €	✓	✓	✓					
	<sup>(1)</sup> NEXT bath filler waste and overflow set including bath trap • Vidage NEXT avec bec verseur + Syphon		100060521	N780000008	130,00 €	✓	✓	✓					
	COLD head rest • Appui-tête COLD		100066186	N770000052	91,00 €	✓	✓	✓	✓	✓	✓	✓	✓
			100056383	N770000007	239,00 €								
	ENJOY head rest • Appui-tête ENJOY		100056384	N770000034	239,00 €	✓	✓	✓	✓	✓	✓	✓	✓
			100056387	N770000017	239,00 €								
	ENJOY "S" head rest • Appui-tête ENJOY "S"		100060780	N770000049	198,00 €								
			100060753	N770000065	198,00 €	✓	✓	✓	✓	✓	✓	✓	✓
			100060767	N770000057	198,00 €								
	<sup>(2)</sup> Set of CASUAL PLUS support frame with feet • Kit châssis universel CASUAL PLUS		100057508	N770000042	39,00 €	✓							
	<sup>(3)</sup> Bath access panel • Trappe de visite baignoire		250021559	N790001316	331,00 €	✓	✓	✓	✓	✓	✓	✓	✓
	MODUL panel 160 • 160 Tablier MODUL		100056215	N770000002	188,00 €		✓	✓	✓	✓	✓	✓	✓
	MODUL panel 75 • 75 tablier MODUL		100056217	N770000157	111,00 €		✓	✓	✓	✓	✓	✓	✓
			100056093	N770000121	331,00 €								
	CLUB panel 160 • 160 Tablier CLUB		100056095	N770000135	356,00 €		✓	✓	✓	✓	✓	✓	✓
			100056094	N770000138	384,00 €								
			100056078	N770000116	180,00 €								
	CLUB panel 75 • 75 Tablier CLUB		100056080	N770000120	192,00 €		✓	✓	✓	✓	✓	✓	✓
			100056079	N770000142	205,00 €								

<sup>(1)</sup> Only required for the models not including brassware • Nécessaire uniquement pour les modèles sans robinetterie

<sup>(2)</sup> Recommended use of 2 sets • On recommande 2 jeux pour ce modèle

<sup>(3)</sup> Required for all built-in installations • Nécessaire pour tous les modèles encastrés