


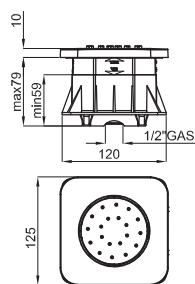
# BODY JETS - BUSES DE DOUCHE

brassware - robinetterie

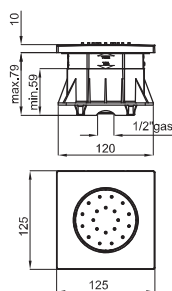



body jet / buse latérale douche LOUNGE

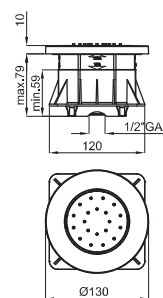
1



2



3



- 1** LOUNGE. 1/2" concealed body jet. Minimum flow rate required: 3,55 l/min. at 3 bar  
 LOUNGE. Buse latérale douche 1/2". Requiert un débit minimum à 3 bars de 3,55 l/min.



100093549  
N199999773

Chrome  
Chromé



159,00 €

- 2** SOFT. 1/2" concealed body jet. Minimum flow rate required: 3,55 l/min. at 3 bar  
 SOFT. Buse latérale douche 1/2". Requiert un débit minimum à 3 bars de 3,55 l/min.



100093550  
N196599512

Chrome  
Chromé



159,00 €

100123812  
N275810034

Bronze  
Bronze



177,00 €

100123813  
N275810032

Gold  
Or



196,00 €

- 3** ESSENCE C. 1/2" concealed body jet. Minimum flow rate required: 3,55 l/min. at 3 bar  
 ESSENCE C. Buse latérale douche 1/2". Requiert un débit minimum à 3 bars de 3,55 l/min.



100093548  
N183050312

Chrome  
Chromé

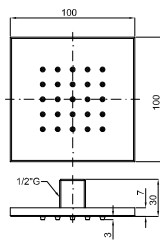


159,00 €

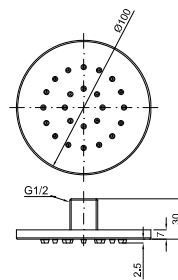
# BODY JETS - BUSES DE DOUCHE

brassware - robinetterie

1



2



**1** NK LOGIC. Wall mounted body jet 1/2". Minimum flow rate required: 4 l/min. at 3 bar  
NK LOGIC. Buse latérale douche 1/2". Requiert un débit minimum à 3 bars de 4 l/min.



100065936  
N140140023

● Chrome  
● Chromé



143,00 €

100137901  
N140140072

○ White  
○ Blanc



176,00 €

**2** GIRO. Wall mounted body jet 1/2". Minimum flow rate required: 4 l/min. at 3 bar  
GIRO. Buse latérale douche 1/2". Requiert un débit minimum à 3 bars de 4 l/min.

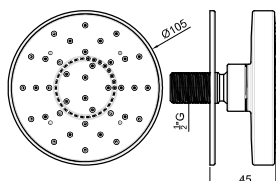


100115568  
N199999616

● Chrome  
● Chromé



100,00 €



HOTELS - Adjustable side body jet with AIR ECO system, 1/2" connection. Minimum flow rate required: 8 l/min. at 3 bar

HOTELS - Buse latérale douche orientable avec système AIR ECO, raccordement 1/2". Requiert un débit minimum à 3 bars de 8 l/min.

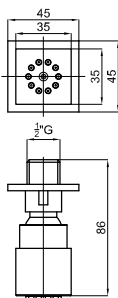


100093572  
N199999768

● Chrome  
● Chromé



112,00 €



SQUARE - Body jet. Flow rate required 4 l/min.

SQUARE - Buse latérale. Requiert un débit minimum à 3 bars de 4 l/min.

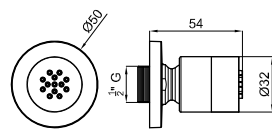


100137897  
N186490018

● Chrome  
● Chromé



121,00 €



BELA - Wall mounted body jet rain Minimum flow rate required: 4 l/min. at 3 bar

BELA - Buse latérale RAIN. Requiert un débit minimum à 3 bars de 2 l/min.



100114968  
N168199933

● Chrome  
● Chromé



57,00 €