

SP ONE

bathtubs - baignoires



bathtubs / baignoires SP ONE

COLOURS • COULEURS



CLUB panel
tablier CLUB



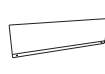
white
blanc



black
noir



Inox



MODUL panel
tablier MODUL



white
blanc



chrome / white
chromé / blanc



Chrome
Chromé

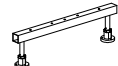
ACCESSORIES • ACCESSOIRES



ENJOY head rest
Appui-tête ENJOY



ENJOY "S" head rest
Appui-tête ENJOY "S"



Set of universal support
frame with feet
Châssis universel avec
pieds



CLUB panel
tablier CLUB



MODUL panel
tablier MODUL



access panel
trappe de visite



bath waste and
overflow set
vidage automatique



bath filler waste and over-
flow set
automatique vidage bec
verseur




deck mounted
valves and
handset
robinetterie

SIZES cm. • FORMATS cm.

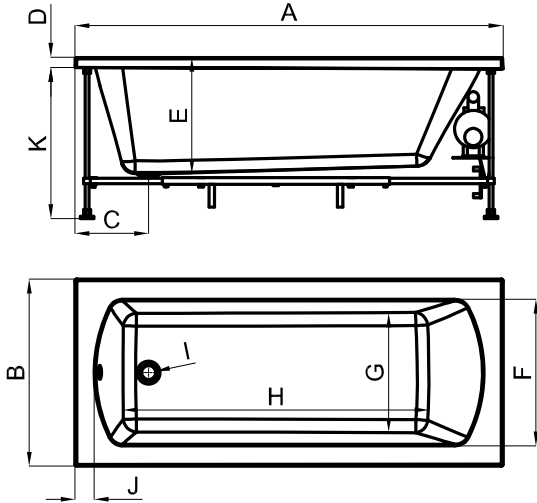
140x70 • 61h
150x70 • 61h
160x70 • 61h
160x75 • 61h

EQUIPMENT • EQUIPEMENT

	
	S0
JETS	6

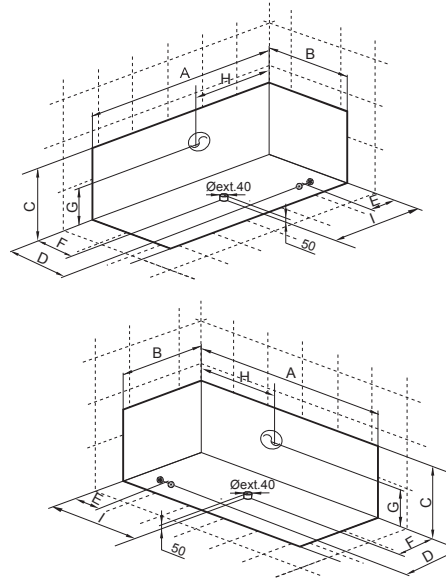
See features on page 22-25.
Consultez caractéristiques en page 22-25.





DRAWINGS mm. • PLANS mm.



mm	A	B	C	D	E	F	G	H	I	J	K
1400 x 700	1400	700	290	45	430	540	445	940	ø52	70	565
1500 x 700	1500	700	290	45	430	540	445	1040	ø52	70	565
1600 x 700	1600	700	290	45	430	540	445	1140	ø52	70	565
1600 x 750	1600	750	290	45	430	590	495	1140	ø52	70	565

PRE-INSTALLING • PRE-INSTALLATION



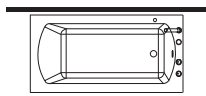
	Hot water connections Prise d'eau chaude
	Cold water connections Prise d'eau froide
	Waste Vidage
	Electrical connections Câblage électrique

mm	A	B	C	D	E	F	G	H	I
1400 x 700	1400	700	610	465	250	350	300	700	350
1500 x 700	1500	700	610	465	250	350	300	750	350
1600 x 700	1600	700	610	465	250	350	300	800	400
1600 x 750	1600	750	610	500	250	375	300	800	400

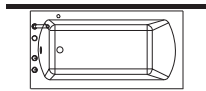
PACKAGING DETAILS • DONNÉES D'EXPÉDITION

		DIMENSIONS DIMENSIONS		VOLUME VOLUME	NET WEIGHT / PIECE POIDS NET / PIÈCE	GROSS WEIGHT / PALLET POIDS BRUT / PALETTE	PIECES / PALLET PIÈCES / PALETTE
140 x 70	BASIC	L	125 cm	1,44 m³	19 Kg	305 Kg	15
		W	72 cm				
		H	160 cm				
	BATH WITH FRAME CHASSIS SANS HYDROMAS- SAGE	L	144 cm	0,74 m³	22,1 Kg	31,1 Kg	1
		W	74 cm				
		H	69 cm				
	S0	L	144 cm	0,74 m³	30,3 Kg	39,3 Kg	1
		W	74 cm				
		H	69 cm				
150 x 70	BASIC	L	125 cm	1,53 m³	21,5 Kg	342,5 Kg	15
		W	72 cm				
		H	170 cm				
	BATH WITH FRAME CHASSIS SANS HYDROMAS- SAGE	L	154 cm	0,79 m³	24,8 Kg	34,3 Kg	1
		W	74 cm				
		H	69 cm				
	S0	L	154 cm	0,79 m³	33 Kg	42,5 Kg	1
		W	74 cm				
		H	69 cm				
160 x 70	BASIC	L	125 cm	1,73 m³	22 Kg	350 Kg	15
		W	77 cm				
		H	180 cm				
	BATH WITH FRAME CHASSIS SANS HYDROMAS- SAGE	L	164 cm	0,89 m³	25,4 Kg	35,4 Kg	1
		W	79 cm				
		H	69 cm				
	S0	L	164 cm	0,89 m³	33,6 Kg	43,6 Kg	1
		W	79 cm				
		H	69 cm				
160 x 75	BASIC	L	125 cm	1,73 m³	23 Kg	365 Kg	15
		W	77 cm				
		H	180 cm				
	BATH WITH FRAME CHASSIS SANS HYDROMAS- SAGE	L	164 cm	0,89 m³	26,5 Kg	36,5 Kg	1
		W	79 cm				
		H	69 cm				
	S0	L	164 cm	0,89 m³	34,7 Kg	44,7 Kg	1
		W	79 cm				
		H	69 cm				

SP ONE 140x70 cm.



left
gauche



right
droite

		FINISH FINITION	BRASSWARE ROBINETTERIE	SAP	KEA	€
BASIC		(1)_		100057450	N710000145	420,00 €
		(2)		100060003	N710000158	1.418,00 €
BATH WITH FRAME CHASSIS SANS HYDROMAS- SAGE		(1)_		100060004	N710000160	937,00 €
		(2)		100060005	N710000233	1.936,00 €
S0		right droite	(1)_	100060006	N710000196	1.979,00 €
			(2)	100060007	N710000169	2.939,00 €
		left gauche	(1)_	100060008	N710000157	1.979,00 €
			(2)	100060009	N710000140	2.939,00 €

Water volume 147 l.
Volume d'eau 147 l.



⁽¹⁾ Bath waste not included • Vidage non inclus

⁽²⁾ Bath waste and overflow set included with filler • Vidage automatique avec bec verseur

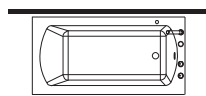
ACCESSORIES • ACCESSOIRES

	DESCRIPTION DESCRIPTION	COLOUR COULEUR	SAP	KEA	€	BASIC	FRAME CHASSIS	S0
	⁽¹⁾ Bath waste and overflow set NEXT + Syphon • Vidage automatique NEXT + Syphon		100060498	N780000002	51,00 €	✓	✓	✓
	⁽¹⁾ NEXT bath filler waste and overflow set including bath trap • Vidage NEXT avec bec verseur + Syphon		100060521	N780000008	130,00 €	✓	✓	
	COLD head rest • Appui-tête COLD		100066186	N770000052	91,00 €	✓	✓	✓
	ENJOY head rest • Appui-tête ENJOY		100056383	N770000007	239,00 €			
			100056384	N770000034	239,00 €	✓	✓	✓
	ENJOY "S" head rest • Appui-tête ENJOY "S"		100056387	N770000017	239,00 €			
			100060780	N770000049	198,00 €			
			100060753	N770000065	198,00 €	✓	✓	✓
		100060767	N770000057	198,00 €				
	Set of CASUAL PLUS support frame with feet • Kit châssis universel CASUAL PLUS		100057508	N770000042	39,00 €	✓		
	⁽²⁾ Bath access panel • Trappe de visite baignoire		250021559	N790001316	331,00 €	✓	✓	✓
	MODUL panel 140 • 140 Tablier MODUL		100060327	N770000060	188,00 €		✓	✓
	MODUL panel 70 • 70 tablier MODUL		100056218	N770000152	111,00 €		✓	✓
	CLUB panel 140 • 140 Tablier CLUB		100060696	N770000123	311,00 €			
			100060698	N770000125	333,00 €		✓	✓
			100060697	N770000126	358,00 €			
			100056075	N770000113	176,00 €			
	CLUB panel 70 • 70 Tablier CLUB		100056077	N770000132	191,00 €		✓	✓
			100056076	N770000114	203,00 €			

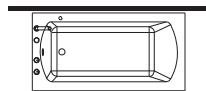
⁽¹⁾ Only required for the models not including brassware • Nécessaire uniquement pour les modèles sans robinetterie

⁽²⁾ Required for all built-in installations • Nécessaire pour tous les modèles encastrés

SP ONE 150x70 cm.



left
gauche



right
droite

		FINISH FINITION	BRASSWARE ROBINETTERIE	SAP	KEA	€
BASIC		(1)_		100057451	N710000229	427,00 €
		(2)		100060010	N710000283	1.444,00 €
BATH WITH FRAME CHASSIS SANS HYDROMAS- SAGE		(1)_		100060011	N710000136	942,00 €
		(2)		100060012	N710000154	1.919,00 €
S0		right droite	(1)_	100060013	N710000178	2.004,00 €
			(2)	100060014	N710000130	3.031,00 €
		left gauche	(1)_	100060015	N710000138	2.004,00 €
			(2)	100060016	N710000185	3.031,00 €

Water volume 160 l.
Volume d'eau 160 l.



⁽¹⁾ Bath waste not included • Vidage non inclus

⁽²⁾ Bath waste and overflow set included with filler • Vidage automatique avec bec verseur

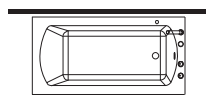
ACCESSORIES • ACCESSOIRES

	DESCRIPTION DESCRIPTION	COLOUR COULEUR	SAP	KEA	€	BASIC	FRAME CHASSIS	S0
	⁽¹⁾ Bath waste and overflow set NEXT + Syphon • Vidage automatique NEXT + Syphon		100060498	N780000002	51,00 €	✓	✓	✓
	⁽¹⁾ NEXT bath filler waste and overflow set including bath trap • Vidage NEXT avec bec verseur + Syphon		100060521	N780000008	130,00 €	✓	✓	
	COLD head rest • Appui-tête COLD		100066186	N770000052	91,00 €	✓	✓	✓
	ENJOY head rest • Appui-tête ENJOY		100056383	N770000007	239,00 €			
			100056384	N770000034	239,00 €	✓	✓	✓
	ENJOY "S" head rest • Appui-tête ENJOY "S"		100056387	N770000017	239,00 €			
			100060780	N770000049	198,00 €			
			100060753	N770000065	198,00 €	✓	✓	✓
		100060767	N770000057	198,00 €				
	Set of CASUAL PLUS support frame with feet • Kit châssis universel CASUAL PLUS		100057508	N770000042	39,00 €	✓		
	⁽²⁾ Bath access panel • Trappe de visite baignoire		250021559	N790001316	331,00 €	✓	✓	✓
	MODUL panel 150 • 150 Tablier MODUL		100056221	N770000156	188,00 €		✓	✓
	MODUL panel 70 • 70 tablier MODUL		100056218	N770000152	111,00 €		✓	✓
	CLUB panel 150 • 150 Tablier CLUB		100056090	N770000139	326,00 €			
			100056092	N770000143	350,00 €		✓	✓
			100056091	N770000128	375,00 €			
	CLUB panel 70 • 70 Tablier CLUB		100056075	N770000113	176,00 €			
			100056077	N770000132	191,00 €		✓	✓
			100056076	N770000114	203,00 €			

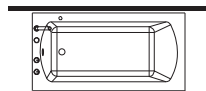
⁽¹⁾ Only required for the models not including brassware • Nécessaire uniquement pour les modèles sans robinetterie

⁽²⁾ Required for all built-in installations • Nécessaire pour tous les modèles encastrés

SP ONE 160x70 cm.



left
gauche



right
droite

		FINISH FINITION	BRASSWARE ROBINETTERIE	SAP	KEA	€
BASIC		(1)_		100057452	N710000217	433,00 €
		(2)		100060017	N710000176	1.456,00 €
BATH WITH FRAME CHASSIS SANS HYDROMAS- SAGE		(1)_		100060018	N710000162	954,00 €
		(2)		100060019	N710000128	1.953,00 €
S0		right droite	(1)_	100060020	N710000142	2.038,00 €
			(2)	100060021	N710000148	3.066,00 €
		left gauche	(1)_	100060022	N710000147	2.038,00 €
			(2)	100060023	N710000211	3.066,00 €

Water volume 174 l.
Volume d'eau 174 l.



⁽¹⁾ Bath waste not included • Vidage non inclus

⁽²⁾ Bath waste and overflow set included with filler • Vidage automatique avec bec verseur

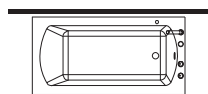
ACCESSORIES • ACCESSOIRES

	DESCRIPTION DESCRIPTION	COLOUR COULEUR	SAP	KEA	€	BASIC	FRAME CHASSIS	S0
	⁽¹⁾ Bath waste and overflow set NEXT + Syphon • Vidage automatique NEXT + Syphon		100060498	N780000002	51,00 €	✓	✓	✓
	⁽¹⁾ NEXT bath filler waste and overflow set including bath trap • Vidage NEXT avec bec verseur + Syphon		100060521	N780000008	130,00 €	✓	✓	
	COLD head rest • Appui-tête COLD		100066186	N770000052	91,00 €	✓	✓	✓
	ENJOY head rest • Appui-tête ENJOY		100056383	N770000007	239,00 €			
			100056384	N770000034	239,00 €	✓	✓	✓
	ENJOY "S" head rest • Appui-tête ENJOY "S"		100056387	N770000017	239,00 €			
			100060780	N770000049	198,00 €			
			100060753	N770000065	198,00 €	✓	✓	✓
		100060767	N770000057	198,00 €				
	Set of CASUAL PLUS support frame with feet • Kit châssis universel CASUAL PLUS		100057508	N770000042	39,00 €	✓		
	⁽²⁾ Bath access panel • Trappe de visite baignoire		250021559	N790001316	331,00 €	✓	✓	✓
	MODUL panel 160 • 160 Tablier MODUL		100056215	N770000002	188,00 €		✓	✓
	MODUL panel 70 • 70 tablier MODUL		100056218	N770000152	111,00 €		✓	✓
	CLUB panel 160 • 160 Tablier CLUB		100056093	N770000121	331,00 €			
			100056095	N770000135	356,00 €		✓	✓
			100056094	N770000138	384,00 €			
			100056075	N770000113	176,00 €			
	CLUB panel 70 • 70 Tablier CLUB		100056077	N770000132	191,00 €		✓	✓
			100056076	N770000114	203,00 €			

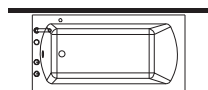
⁽¹⁾ Only required for the models not including brassware • Nécessaire uniquement pour les modèles sans robinetterie

⁽²⁾ Required for all built-in installations • Nécessaire pour tous les modèles encastrés

SP ONE 160x75 cm.



left
gauche



right
droite

		FINISH FINITION	BRASSWARE ROBINETTERIE	SAP	KEA	€
BASIC		(1)_		100057453	N710000152	460,00 €
		(2)		100060024	N710000182	1.472,00 €
BATH WITH FRAME CHASSIS SANS HYDROMAS- SAGE		(1)_		100060025	N710000166	988,00 €
		(2)		100060026	N710000184	1.970,00 €
S0		right droite	(1)_	100060027	N710000156	2.054,00 €
			(2)	100060028	N710000278	3.083,00 €
		left gauche	(1)_	100060029	N710000289	2.054,00 €
			(2)	100060030	N710000227	3.083,00 €

Water volume 183 l.
Volume d'eau 183 l.



⁽¹⁾ Bath waste not included • Vidage non inclus

⁽²⁾ Bath waste and overflow set included with filler • Vidage automatique avec bec verseur

ACCESSORIES • ACCESSOIRES

	DESCRIPTION DESCRIPTION	COLOUR COULEUR	SAP	KEA	€	BASIC	FRAME CHASSIS	S0
	⁽¹⁾ Bath waste and overflow set NEXT + Syphon • Vidage automatique NEXT + Syphon		100060498	N780000002	51,00 €	✓	✓	✓
	⁽¹⁾ NEXT bath filler waste and overflow set including bath trap • Vidage NEXT avec bec verseur + Syphon		100060521	N780000008	130,00 €	✓	✓	
	COLD head rest • Appui-tête COLD		100066186	N770000052	91,00 €	✓	✓	✓
	ENJOY head rest • Appui-tête ENJOY		100056383	N770000007	239,00 €			
			100056384	N770000034	239,00 €	✓	✓	✓
	ENJOY "S" head rest • Appui-tête ENJOY "S"		100056387	N770000017	239,00 €			
			100060780	N770000049	198,00 €			
	ENJOY "S" head rest • Appui-tête ENJOY "S"		100060753	N770000065	198,00 €	✓	✓	✓
			100060767	N770000057	198,00 €			
	Set of CASUAL PLUS support frame with feet • Kit châssis universel CASUAL PLUS		100057508	N770000042	39,00 €	✓		
	⁽²⁾ Bath access panel • Trappe de visite baignoire		250021559	N790001316	331,00 €	✓	✓	✓
	MODUL panel 160 • 160 Tablier MODUL		100056215	N770000002	188,00 €		✓	✓
	MODUL panel 75 • 75 tablier MODUL		100056217	N770000157	111,00 €		✓	✓
	CLUB panel 160 • 160 Tablier CLUB		100056093	N770000121	331,00 €			
			100056095	N770000135	356,00 €		✓	✓
			100056094	N770000138	384,00 €			
			100056078	N770000116	180,00 €			
	CLUB panel 75 • 75 Tablier CLUB		100056080	N770000120	192,00 €		✓	✓
			100056079	N770000142	205,00 €			

⁽¹⁾ Only required for the models not including brassware • Nécessaire uniquement pour les modèles sans robinetterie

⁽²⁾ Required for all built-in installations • Nécessaire pour tous les modèles encastrés