

2 · 0 · 1 · 6

THE FINEST CERAMIC TILES FOR ARCHITECTURAL DESIGN

CERAMIC NEWS

PORCELANOSA



BY APPOINTMENT TO
H.R.H. THE PRINCE OF WALES
MANUFACTURER AND DISTRIBUTOR
OF CERAMIC TILES AND BUILDING PRODUCTS.
PORCELANOSA GROUP LIMITED

PORCELANOSA Grupo

ÍNDICE DE PRODUCTO PRODUCT INDEX

5 LISTON CHELSEA · 6 BLUESTONE · 7 BOSTON · 10 DOVER · 12 MARMI CHINA XL · 12 OXO ·
13 MARMI BLANCO XL · 13 FILO · 16 SPIGA · 18 VENEZIA · 19 PERSIA · 22 FOREST ·
24 RODANO LINEAL 20x59,2cm · 24 SAFARI 20x59,2cm · 25 SAFARI 20x31,6cm ·
25 MÓNACO 20x31,6cm · 26 CHELSEA · 30 BLUESTONE / DECO BLUESTONE ·
32 BOSTON · 34 VENEZIA · 34 PERSIA · 35 SAFARI ·



LISTON CHELSEA NUT 31,6x90cm

LISTON CHELSEA

MONOPOROSA RECTIFICADO / RECTIFIED WALL TILES



LISTON CHELSEA BONE
31,6x90x1,18cm **P3470846 / 100179360** G271
Butech recomienda junta / Butech recommends joint: Colorstuk Rapid n Beige B22502016 / 100004308



LISTON CHELSEA CAMEL
31,6x90x1,18cm **P3470850 / 100179327** G271
Butech recomienda junta / Butech recommends joint: Colorstuk Rapid n Tabaco B22502011 / 100004304



LISTON CHELSEA NUT
31,6x90x1,18cm **P3470851 / 100179362** G271
Butech recomienda junta / Butech recommends joint: Colorstuk Rapid n Moka B21522220 / 100060549



LISTON CHELSEA ARCE
31,6x90x1,18cm **P3470848 / 100179319** G271
Butech recomienda junta / Butech recommends joint: Colorstuk Rapid n Tabaco B22502011 / 100004304



LISTON CHELSEA SILVER
31,6x90x1,18cm **P3470849 / 100179328** G271
Butech recomienda junta / Butech recommends joint: Colorstuk Rapid n Cemento B22502004 / 100004297

EMBALAJE / PACKING

FORMATO cm	PZ/CJ	M2/CJ	CJ/PAL	M2/PAL	*KG/CJ	*KG/PAL	Adhesivo
31,6x90cm Taco	3	0,85	66	56,31	16,22	1070,98	Fr-one n

*valores aproximados. *approximated values.

BLUESTONE

MONOPOROSA RECTIFICADO / RECTIFIED WALL TILES



BLUESTONE BONE
31,6x90x1,18cm P3470853 / 100181372 G261
Butech recomienda junta / Butech recommends joint: Colorstuk Rapid n Manhattan B22502002 / 100004295

PERFIL BLUESTONE BONE
1,5x31,6cm P6209128 / 100181476 G77



BLUESTONE ACERO
31,6x90x1,18cm P3470854 / 100181360 G261
Butech recomienda junta / Butech recommends joint: Colorstuk Rapid n Cemento B22502004 / 100004297

PERFIL BLUESTONE ACERO
1,5x31,6cm P6209127 / 100181482 G77



BLUESTONE TOPO
31,6x90x1,18cm P3470852 / 100181358 G261
Butech recomienda junta / Butech recommends joint: Colorstuk Rapid n Cemento B22502004 / 100004297

PERFIL BLUESTONE TOPO
1,5x31,6cm P6209129 / 100181502 G77


BOSTON

MONOPOROSA RECTIFICADO / RECTIFIED WALL TILES



BOSTON BONE
31,6x90x1,18cm P3470844 / 100179282 G261
Butech recomienda junta / Butech recommends joint: Colorstuk Rapid n Gris B22502011 / 100004304

BOSTON BONE
1,5x31,6cm P6209125 / 100180392 G77



BOSTON TOPO
31,6x90x1,18cm P3470845 / 100179290 G261
Butech recomienda junta / Butech recommends joint: Colorstuk Rapid n Tabaco B22502011 / 100004304

BOSTON TOPO
1,5x31,6cm P6209126 / 100180393 G77



DECO BOSTON BONE
31,6x90x1,18cm P3470843 / 100179275 G271
Butech recomienda junta / Butech recommends joint: Colorstuk Rapid n Gris B22502011 / 100004304



DECO BOSTON TOPO
31,6x90x1,18cm P3470842 / 100179267 G271
Butech recomienda junta / Butech recommends joint: Colorstuk Rapid n Tabaco B22502011 / 100004304



EMBALAJE / PACKING

FORMATO cm	PZ/CJ	M2/CJ	CJ/PAL	M2/PAL	*KG/CJ	*KG/PAL	Adhesivo
31,6x90cm	4	1,14	57	64,84	18,34	1045,74	Fr-one n
1,5x31,6cm	30	0,28	42	11,94	3,83	160,93	Fr-one n

*valores aproximados. *approximated values.

EMBALAJE / PACKING

FORMATO cm	PZ/CJ	M2/CJ	CJ/PAL	M2/PAL	*KG/CJ	*KG/PAL	Adhesivo
31,6x90cm	4	1,14	57	64,84	18,97	1081,44	Fr-one n
31,6x90cm Deco	3	0,85	66	56,31	15,27	1007,88	Fr-one n
1,5x31,6cm	30	0,28	42	11,94	3,83	160,93	Fr-one n


*valores aproximados. *approximated values.



DECO BOSTON TOPO 31.6x90cm

DOVER

MONOPOROSA RECTIFICADO / RECTIFIED WALL TILES



DOVER NIEVE
31,6x90x1,18cm P3470840 / 100179263 G261
Butech recomienda junta / Butech recommends joint: Colorstuk Rapid n Blanco B22501001 / 100004294

PERFIL DOVER NIEVE
1,5x31,6cm P6209124 / 100180401 G77



MOSAICO DOVER NIEVE
31,6x90x1,18cm P3470838 / 100179278 G271
Butech recomienda junta / Butech recommends joint: Colorstuk Rapid n Blanco B22501001 / 100004294



RELIEVE / RELIEF



DOVER MODERN LINE NIEVE
31,6x90x1,18cm P3470839 / 100179303 G271
Butech recomienda junta / Butech recommends joint: Colorstuk Rapid n Blanco B22501001 / 100004294



RELIEVE / RELIEF



EMBALAJE / PACKING


FORMATO cm	P2/CJ	M2/CJ	CJ/PAL	M2/PAL	*KG/CJ	*KG/PAL	Adhesivo
31,6x90cm	4	1,14	57	64,84	17,58	1002,29	Fr-one n
31,6x90cm Modern	3	0,85	57	48,63	16,24	926,09	Fr-one n
31,6x90cm Mosaico	30	0,28	66	56,31	14,09	929,97	Fr-one n
1,5x31,6cm	30	0,28	42	11,94	3,83	160,93	Fr-one n

*valores aproximados. *approximated values.

DOVER NIEVE & MOSAICO DOVER NIEVE 31,6x90cm

MARMI CHINA XL

MONOPOROSA RECTIFICADO / RECTIFIED WALL TILES



MARMI CHINA XL
45x120x1cm P3580010 / 100179216 G270 Butech recomienda junta / Butech recommends joint:
Colorstuk Rapid n Blanco B22501001 / 100004294

PERFIL MARMI CHINA XL
1,5x120cm P3810006 / 100181298 G102
1,5x45cm P3800005 / 100181330 G92

OXO

MONOPOROSA RECTIFICADO / RECTIFIED WALL TILES



OXO DECO XL
45x120x1,1cm P3580008 / 100179255 G274 Butech recomienda junta / Butech recommends joint:
Colorstuk Rapid n Blanco B22501001 / 100004294



OXO LINE XL
45x120x1,1cm P3580009 / 100179351 G274 Butech recomienda junta / Butech recommends joint:
Colorstuk Rapid n Blanco B22501001 / 100004294


EMBALAJE / PACKING

FORMATO cm	PZ/CJ	M2/CJ	CJ/PAL	M2/PAL	*KG/CJ	*KG/PAL	Adhesivo
45x120cm	3	1,62	40	64,80	34,59	1383,7	Fr-one n

*valores aproximados. *approximated values.

MARMI BLANCO XL

MONOPOROSA RECTIFICADO / RECTIFIED WALL TILES



MARMI BLANCO XL
45x120x1cm P3580006 / 100179329 G270 Butech recomienda junta / Butech recommends joint:
Colorstuk Rapid n Blanco B22501001 / 100004294

PERFIL MARMI BLANCO XL
1,5x120cm P3810000 / 100181307 G102
1,5x45cm P3800000 / 100181309 G92

FILO

MONOPOROSA RECTIFICADO / RECTIFIED WALL TILES



FILO BLANCO XL
45x120x1cm P3580011 / 100179652 G270 Butech recomienda junta / Butech recommends joint:
Colorstuk Rapid n Blanco B22501001 / 100004294

PERFIL MARMI BLANCO XL
1,5x45cm P3800003 / 100181320 G92

EMBALAJE / PACKING

FORMATO cm	PZ/CJ	M2/CJ	CJ/PAL	M2/PAL	*KG/CJ	*KG/PAL	Adhesivo
45x120cm	3	1,62	40	64,80	34,59	1383,7	Fr-one n

*valores aproximados. *approximated values.



· FILO BLANCO 45X120cm

SPIGA

MONOPOROSA RECTIFICADO / RECTIFIED WALL TILES



SPIGA WHITE
45x120x1cm P3580003 / 100179370 G274 Butech recomienda junta / Butech recommends joint: Colorstuk Rapid n Blanco B22501001 / 100004294



SPIGA TOPO
45x120x1cm P3580001 / 100179363 G274 Butech recomienda junta / Butech recommends joint: Colorstuk Rapid n Gris B22502011 / 100004304



SPIGA BLUE
45x120x1cm P3580004 / 100179337 G274 Butech recomienda junta / Butech recommends joint: Colorstuk Rapid n Gris B22502011 / 100004304

EMBALAJE / PACKING

FORMATO cm	PZ/CJ	M2/CJ	CJ/PAL	M2/PAL	*KG/CJ	*KG/PAL	Adhesivo
45x120cm	3	1,62	40	64,80	34,59	1383,7	Fr-one n

*valores aproximados. *approximated values.



SPIGA WHITE 45X120cm

VENEZIA

MONOPOROSA RECTIFICADO / RECTIFIED WALL TILES


VENEZIA MARFIL

45x120x1cm P3580002 / 100179793 G270

Butech recomienda junta / Butech recommends joint:
Colorstuk Rapid n Marfil B22502009 / 100004302

PERFIL VENEZIA MARFIL

1,5x120cm P3810002 / 100181323 G102
1,5x45cm P3800004 / 100181288 G92


VENEZIA TOPO

45x120x1cm P3580000 / 100179815 G270

Butech recomienda junta / Butech recommends joint:
Colorstuk Rapid n Tabaco B22502011 / 100004304

PERFIL VENEZIA TOPO

1,5x120cm P3810003 / 100181294 G102
1,5x45cm P3800002 / 100181279 G92


VENEZIA PULPIS

45x120x1cm P3580007 / 100179795 G270

Butech recomienda junta / Butech recommends joint:
Colorstuk Rapid n Moka B21522220 / 100060549

PERFIL VENEZIA PULPIS

1,5x120cm P3810005 / 100181306 G102
1,5x45cm P3800006 / 100181278 G92

EMBALAJE / PACKING


FORMATO cm	PZ/CJ	M2/CJ	CJ/PAL	M2/PAL	*KG/CJ	*KG/PAL	Adhesivo
45x120cm	3	1,62	40	64,80	34,59	1383,7	Fr-one n

*valores aproximados. *approximated values.

PERSIA

MONOPOROSA RECTIFICADO / RECTIFIED WALL TILES


PERSIA

45x120x1,03cm P3580005 / 100179238 G270

Butech recomienda junta / Butech recommends joint:
Colorstuk Rapid n Blanco B22501001 / 100004294

PERFIL PERSIA

1,5x120cm P3810004 / 100181299 G102
1,5x45cm P3800001 / 100181322 G92

EMBALAJE / PACKING


FORMATO cm	PZ/CJ	M2/CJ	CJ/PAL	M2/PAL	*KG/CJ	*KG/PAL	Adhesivo
45x120cm	3	1,62	40	64,80	34,59	1383,7	Fr-one n

*valores aproximados. *approximated values.



FOREST

MONOPOROSA / WALL TILES




FOREST CHELSEA NUT
31,6x59,2x1,1cm P3219287 / 100173327 G235
Butech recomienda junta / Butech recommends joint:
Colorstuk Rapid n Tabaco B22502011 / 100004304



FOREST CHELSEA CAMEL
31,6x59,2x1,1cm P3219289 / 100173326 G235
Butech recomienda junta / Butech recommends joint:
Colorstuk Rapid n Tabaco B22502011 / 100004304



FOREST SLATE
31,6x59,2x1,1cm P3219290 / 100173335 G235
Butech recomienda junta / Butech recommends joint:
Colorstuk Rapid n Antracita B22502005 / 100004298



FOREST SILVER
31,6x59,2x1,1cm P3219286 / 100173319 G287
Butech recomienda junta / Butech recommends joint:
Colorstuk Rapid n Cemento B22502004 / 100004297



FOREST PERSIA
31,6x59,2x1,1cm P3219295 / 100179117 G235
Butech recomienda junta / Butech recommends joint:
Colorstuk Rapid n Blanco B22501001 / 100004294



FOREST CARRARA BLANCO
31,6x59,2x1,1cm P3219288 / 100173324 G235
Butech recomienda junta / Butech recommends joint:
Colorstuk Rapid n Blanco B22501001 / 100004294



FOREST MARMI CHINA
31,6x59,2x1,1cm P3219285 / 100173334 G235
Butech recomienda junta / Butech recommends joint:
Colorstuk Rapid n Blanco B22501001 / 100004294

EMBALAJE / PACKING



FORMATO cm	PZ/CJ	M2/CJ	CJ/PAL	M2/PAL	*KG/CJ	*KG/PAL	Adhesivo
31,6x59,2cm	4	0,7	72	50,14	12,08	839,49	Fr-one n

*valores aproximados. *approximated values.



FOREST CHELSEA NUT 31,6x59,2cm

RODANO LINEAL

MONOPOROSA / WALL TILES



RODANO LINEAL ACERO
P2310716 / 100177522
Butech recomienda junta / Butech recommends joint:
Colorstuk Rapid n Manhattan B22502002 / 100004295

31,6x59,2cm
G233



RODANO LINEAL CALIZA
P2310715 / 100177523
Butech recomienda junta / Butech recommends joint:
Colorstuk Rapid n Gris B22502013 / 100004305

31,6x59,2cm
G233




RODANO LINEAL TAUPE
P2310714 / 100177532
Butech recomienda junta / Butech recommends joint:
Colorstuk Rapid n Gris B22502013 / 100004305

31,6x59,2cm
G233

SAFARI

MONOPOROSA / WALL TILES



SAFARI ARENA 20x31,6x0,9cm
P3149881 / 100177533 G205
Butech recomienda junta:
Butech recommends joint:
Colorstuk Rapid n Beige
B22502016 / 100004308



SAFARI CALIZA 20x31,6x0,9cm
P3149880 / 100177499 G205
Butech recomienda junta:
Butech recommends joint:
Colorstuk Rapid n Beige
B22502016 / 100004308

MÓNACO

MONOPOROSA / WALL TILES




MÓNACO MATT-M 20x31,6x0,9cm
P3149879 / 100179687 G222
Butech recomienda junta:
Butech recommends joint:
Colorstuk Rapid n Blanco
B22501001 / 100004294



MÓNACO BRILLO-M 20x31,6x0,9cm
P3149878 / 100179679 G222
Butech recomienda junta:
Butech recommends joint:
Colorstuk Rapid n Blanco
B22501001 / 100004294

SAFARI

MONOPOROSA / WALL TILES



SAFARI ARENA
P3219294 / 100177534
Butech recomienda junta / Butech recommends joint:
Colorstuk Rapid n Beige B22502016 / 100004308

31,6x59,2cm
G226



SAFARI CALIZA
P3219293 / 100177535
Butech recomienda junta / Butech recommends joint:
Colorstuk Rapid n Beige B22502016 / 100004308

31,6x59,2cm
G226

EMBALAJE / PACKING



FORMATO cm	PZ/CJ	M2/CJ	CJ/PAL	M2/PAL	*KG/CJ	*KG/PAL	Adhesivo
31,6x59,2cm	6	1,13	72	81,22	17,45	1256,2	Fr-one n

*valores aproximados. *approximated values.

EMBALAJE / PACKING



FORMATO cm	PZ/CJ	M2/CJ	CJ/PAL	M2/PAL	*KG/CJ	*KG/PAL	Adhesivo
20x31,6cm	20	1,26	56	70,78	18,77	1050,93	lixocem / bt-3000 n
Mónaco 20x31,6cm	18	1,14	56	63,7	18,52	1037,23	lixocem / bt-3000 n

*valores aproximados. *approximated values.

CHELSEA

GRES PORCELLANATO RECTIFICADO / COLOR MASA
RECTIFIED PORCELLANATO TILES / COLOURED BISCUIT

PAR-KER



CHELSEA NUT P-R
29,4x180x1,2cm P1680000 / 100172907 G386
29,4x120x1,2cm P1876100 / 100181371 G384
19,3x180x1,2cm P1670002 / 100172895 G386
19,3x120x1,2cm P1880314 / 100181364 G384

Butech recomienda junta / Butech recommends joint: Colorstuk Rapid n Moka B21522220 / 100060549

CHELSEA NUT ANTISLIP
19,3x180x1,2cm P1670000 / 100172908 G386
19,3x120x1,2cm P1880315 / 100181361 G384



CHELSEA CAMEL P-R
29,4x180x1,2cm P1680001 / 100172888 G386
29,4x120x1,2cm P1876103 / 100181363 G384
19,3x180x1,2cm P1670001 / 100172894 G386
19,3x120x1,2cm P1880312 / 100181339 G384

Butech recomienda junta / Butech recommends joint: Colorstuk Rapid n Tabaco B22502011 / 100004304

CHELSEA CAMEL ANTISLIP
19,3x180x1,2cm P1670003 / 100172905 G386
19,3x120x1,2cm P1880310 / 100181416 G384



CHELSEA ARCE P-R
29,4x180x1,2cm P1680005 / 100173197 G386
29,4x120x1,2cm P1876102 / 100181353 G384
19,3x180x1,2cm P1670010 / 100173225 G386
19,3x120x1,2cm P1880313 / 100181352 G384

Butech recomienda junta / Butech recommends joint: Colorstuk Rapid n Beige B22502016 / 100004308

CHELSEA ARCE ANTISLIP
19,3x180x1,2cm P1670011 / 100173206 G386
19,3x120x1,2cm P1880316 / 100181406 G384



CHELSEA SILVER P-R
29,4x180x1,2cm P1680003 / 100173214 G386
29,4x120x1,2cm P1876106 / 100181619 G384
19,3x180x1,2cm P1670005 / 100173213 G386
19,3x120x1,2cm P1880317 / 100181650 G384

Butech recomienda junta / Butech recommends joint: Colorstuk Rapid n Cemento B22502004 / 100004297

CHELSEA SILVER ANTISLIP
19,3x180x1,2cm P1670007 / 100173204 G386
19,3x120x1,2cm P1880318 / 100181661 G384



CHELSEA BONE P-R
29,4x180x1,2cm P1680002 / 100173203 G386
29,4x120x1,2cm P1876101 / 100181362 G384
19,3x180x1,2cm P1670004 / 100173202 G386
19,3x120x1,2cm P1880311 / 100181338 G384

Butech recomienda junta / Butech recommends joint: Colorstuk Rapid n Beige B22502016 / 100004308

CHELSEA BONE ANTISLIP
19,3x180x1,2cm P1670006 / 100173224 G386
19,3x120x1,2cm P1880309 / 100181413 G384



EMBALAJE / PACKING

FORMATO cm	PZ/CJ	M2/CJ	CJ/PAL	M2/PAL	*KG/CJ	*KG/PAL	Adhesivo
29,4x180cm	2	1,06	50	52,92	31,11	1555,3	one-flex n
29,4x120cm	3	1,06	40	42,34	29,05	1161,96	one-flex n
19,3x180cm	3	1,04	54	56,28	29,97	1618,4	one-flex n
19,3x120cm	5	1,16	48	55,58	31,75	1524,48	one-flex n
31,6x120cm Huella Tec.	2	0,84	26	21,78	22,22	577,7	one-flex n
31,6x120cm Huella Tec.Esq.	1	0,43	26	11,19	17,23	448,11	one-flex n

*valores aproximados. *approximated values.

ZÓCALO PRO-SKIRTING		10x180cm	
CHELSEA NUT	B71142019 / 100178485	CHELSEA CAMEL	B71142014 / 100178457
CHELSEA ARCE	B71142027 / 100178474	CHELSEA BONE	B71142016 / 100178439
CHELSEA SILVER	B71142025 / 100178467		

- HUELLA TÉCNICA 29,4x120cm		ESQUINA DERECHA		ESQUINA IZQUIERDA	
CHELSEA NUT	P8670162 / 100174488	G180	P8670173 / 100174522	G187	P8670183 / 100174515
CHELSEA NUT ANT.	P8670171 / 100174493	G180	P8670160 / 100174496	G187	P8670178 / 100174525
CHELSEA CAMEL	P8670187 / 100174526	G180	P8670191 / 100174512	G187	P8670190 / 100174508
CHELSEA CAMEL ANT.	P8670159 / 100174500	G180	P8670168 / 100174521	G187	P8670188 / 100174530
CHELSEA ARCE	P8670181 / 100174540	G180	P8670167 / 100174503	G187	P8670192 / 100174513
CHELSEA ARCE ANT.	P8670166 / 100174541	G180	P8670165 / 100174504	G187	P8670193 / 100174506
CHELSEA BONE	P8670172 / 100174531	G180	P8670179 / 100174505	G187	P8670184 / 100174507
CHELSEA BONE ANT.	P8670164 / 100174542	G180	P8670169 / 100174511	G187	P8670185 / 100174514
CHELSEA SILVER	P8670158 / 100174479	G180	P8670177 / 100174489	G187	P8670170 / 100174497
CHELSEA SILVER ANT.	P8670174 / 100174495	G180	P8670182 / 100174510	G187	P8670189 / 100174498



BLUESTONE · DECO BLUESTONE

GRES PORCELLANATO RECTIFICADO / COLOR MASA
RECTIFIED PORCELLANATO TILES / COLOURED BISCUIT

STON-KER.

R9



BLUESTONE SILVER S-R
80x80x1,2cm P1760094 / 100173974 G369
59,6x59,6x1,1cm P1857002 / 100179057 G354
Butech recomienda junta / Butech recommends joint:
Colorstuk Rapid n Cemento B22502004 / 100004297

BLUESTONE ACERO S-R
80x80x1,2cm P1760093 / 100173994 G369
59,6x59,6x1,1cm P1857003 / 100179074 G354
Butech recomienda junta / Butech recommends joint:
Colorstuk Rapid n Cemento B22502004 / 100004297

BLUESTONE TOPO S-R
80x80x1,2cm P1760092 / 100173975 G369
59,6x59,6x1,1cm P1857001 / 100179065 G354
Butech recomienda junta / Butech recommends joint:
Colorstuk Rapid n Cemento B22502004 / 100004297



BLUESTONE BONE S-R
80x80x1,2cm P1760095 / 100179075 G369
59,6x59,6x1,1cm P1857005 / 100179056 G354
Butech recomienda junta / Butech recommends joint:
Colorstuk Rapid n Manhattan B22502002 / 100004295

DECO BLUESTONE S-R
80x80x1,2cm P1760096 / 100179066 G372
59,6x59,6x1,1cm P1857004 / 100179076 G359
Butech recomienda junta / Butech recommends joint:
Colorstuk Rapid n Cemento B22502004 / 100004297

EMBALAJE / PACKING

FORMATO cm	PZ/CJ	M2/CJ	CJ/PAL	M2/PAL	*KG/CJ	*KG/PAL	Adhesivo
80x80cm	2	1,28	40	51,2	33,89	1355,9	one-flex n / maxifluid
59,6x59,6cm	4	1,42	32	45,47	37,49	1127,62	one-flex n / maxifluid
9,6x59,6cm Zócalo	18	0,97	56	54,07	23,25	1301,92	one-flex n
9x80cm Zócalo	12	0,86	42	36,29	23,16	972,72	one-flex n
31,6x59,6cm Huella Tec.	2	0,42	48	19,97	11,33	543,84	one-flex n / maxifluid
31,6x59,6cm Huella Tec. Esq.	1	0,21	48	9,98	5,67	271,92	one-flex n / maxifluid

*valores aproximados. *approximated values.

- 1 LA SERIE DECO BLUESTONE 80X80CM ESTÁ FORMADA POR 5 DECORADOS DISTINTOS ALEATORIOS.
- DECO BLUESTONE 80X80CM RANGE IS MADE IN 5 DIFFERENT RANDOM PATTERNS.
- LA SERIE DECO BLUESTONE 59,6X59,6CM ESTÁ FORMADA POR 6 DECORADOS DISTINTOS ALEATORIOS.
- DECO BLUESTONE 59,6X59,6CM RANGE IS MADE IN 6 DIFFERENT RANDOM PATTERNS.



BLUESTONE SILVER 80x80cm



ZÓCALO

	9x59,6cm		9x80cm	
BLUESTONE SILVER	P9210337 / 100180341	G30	P4160021 / 100180402	G63
BLUESTONE ACERO	P9210345 / 100180291	G30	P4160020 / 100180410	G63
BLUESTONE TOPO	P9210343 / 100180312	G30	P4160023 / 100180404	G63
BLUESTONE BONE	P9210339 / 100180340	G30	P4160022 / 100180394	G63



• HUELLA TÉCNICA 31,6x59,6cm

BLUESTONE SILVER	P9210332 / 100180342	G130
BLUESTONE ACERO	P9210335 / 100180330	G130
BLUESTONE TOPO	P9210342 / 100180310	G130
BLUESTONE BONE	P9210333 / 100180331	G130

• HUELLA TÉCNICA MEC. 31,6x59,6cm

	G132
--	------

ESQUINA DERECHA

P9210336 / 100180332	G150	P9210340 / 100180358	G150
P9210334 / 100180350	G150	P9210341 / 100180333	G150
P9210344 / 100180304	G150	P9210346 / 100180311	G150
P9210338 / 100180360	G150	P9210331 / 100180344	G150

ESQUINA IZQUIERDA

P9210336 / 100180332	G150	P9210340 / 100180358	G150
P9210334 / 100180350	G150	P9210341 / 100180333	G150
P9210344 / 100180304	G150	P9210346 / 100180311	G150
P9210338 / 100180360	G150	P9210331 / 100180344	G150

• HUELLA TÉCNICA ESQ. DER/IZQ. MEC 31,6x59,6cm

	G153
--	------

BOSTON

GRES PORCELLANATO RECTIFICADO / COLOR MASA
RECTIFIED PORCELLANATO TILES / COLOURED BISCUIT

STON-KER.

R9



BOSTON STONE S-R

59,6x180x1,2cm P3570000 / 100179318 G371
 80x80x1,2cm P1760099 / 100179184 G369
 59,6x59,6x1,1cm P1857007 / 100179349 G354
 43,5x65,9x1,1cm P1956689 / 100179183 G344
 Butech recomienda junta / Butech recommends joint:
 Colorstuk Rapid n Cemento B22502004 / 100004297



BOSTON STONE ANTISLIP S-R

43,5x65,9x1,1cm P1956693 / 100180941 G354
 GT R13 SRV 13 ANTISLIP



BOSTON GRAFITO S-R

59,6x180x1,2cm P3570001 / 100179348 G371
 80x80x1,2cm P1760098 / 100179182 G369
 59,6x59,6x1,1cm P1857009 / 100179325 G354
 43,5x65,9x1,1cm P1956691 / 100179191 G344
 Butech recomienda junta / Butech recommends joint:
 Colorstuk Rapid n Negro B22502006 / 100004299



BOSTON GRAFITO ANTISLIP S-R

43,5x65,9x1,1cm P1956692 / 100180940 G354
 GT R13 SRV 13 ANTISLIP



BOSTON TOPO S-R

59,6x180x1,2cm P3570002 / 100179326 G371
 80x80x1,2cm P1760101 / 100179204 G369
 59,6x59,6x1,1cm P1857006 / 100179350 G354
 43,5x65,9x1,1cm P1956690 / 100179203 G344
 Butech recomienda junta / Butech recommends joint:
 Colorstuk Rapid n Cemento B22502004 / 100004297



BOSTON TOPO ANTISLIP S-R

43,5x65,9x1,1cm P1956694 / 100180913 G354
 GT R13 SRV 13 ANTISLIP



BOSTON BONE S-R

59,6x180x1,2cm P3570003 / 100179347 G371
 80x80x1,2cm P1760100 / 100179119 G369
 59,6x59,6x1,1cm P1857012 / 100179336 G354
 43,5x65,9x1,1cm P1956688 / 100179098 G344
 Butech recomienda junta / Butech recommends joint:
 Colorstuk Rapid n Manhattan B22502002 / 100004295



BOSTON STONE 43,5x65,9cm

EMBALAJE / PACKING

FORMATO cm	PZ/CJ	M2/CJ	CJ/PAL	M2/PAL	*KG/CJ	*KG/PAL	Adhesivo
80x80cm	2	1,28	40	51,2	33,89	1355,9	one-flex n / maxifluid
59,6x59,6cm	4	1,42	32	45,47	37,24	1127,62	one-flex n / maxifluid
43,5x65,9cm	3	0,86	60	54,6	21,15	1269,06	one-flex n / maxifluid
9,5x9,6cm Zócalo	18	0,97	56	54,07	23,25	1301,92	one-flex n
9x80cm Zócalo	12	0,86	42	36,29	23,16	972,72	one-flex n
31,6x59,6cm Huella Tec.	2	0,42	48	19,97	11,33	543,84	one-flex n / maxifluid
31,6x59,6cm Huella Tec.Esq.	1	0,21	48	9,98	5,67	271,92	one-flex n / maxifluid

*valores aproximados. *approximated values.



ZÓCALO

	9x59,6cm		9x65,9cm		9x80cm	
BOSTON STONE	P9210349 / 100180466	G30	P4060038 / 100180482	G34	P4160027 / 100180467	G63
BOSTON TOPO	P9210350 / 100180455	G30	P4060037 / 100180438	G34	P4160025 / 100180456	G63
BOSTON GRAFITO	P9210348 / 100180465	G30	P4060040 / 100180480	G34	P4160026 / 100180481	G63
BOSTON BONE	P9210347 / 100180461	G30	P4060039 / 100180470	G34	P4160024 / 100180464	G63



- HUELLA TÉCNICA 31,6x59,6cm

			ESQUINA DERECHA		ESQUINA IZQUIERDA	
BOSTON STONE	P8680245 / 100181492	G130	P8680232 / 100181466	G150	P8680239 / 100181480	G150
BOSTON STONE ANT.	P8680246 / 100181504	G130	P8680233 / 100181472	G150	P8680240 / 100181473	G150
BOSTON TOPO	P8680247 / 100181510	G130	P8680234 / 100181467	G150	P8680242 / 100181474	G150
BOSTON TOPO ANT.	P8680248 / 100181485	G130	P8680235 / 100181449	G150	P8680243 / 100181481	G150
BOSTON GRAFITO	P8680241 / 100181491	G130	P8680250 / 100181489	G150	P8680237 / 100181468	G150
BOSTON GRAFITO ANT.	P8680244 / 100181503	G130	P8680231 / 100181471	G150	P8680238 / 100181469	G150
BOSTON BONE	P8680230 / 100181470	G130	P8680249 / 100181487	G150	P8680236 / 100181439	G150

- HUELLA TÉCNICA MEC. 31,6x59,6cm

- HUELLA TÉCNICA ESQ. DER/IZQ. MEC 31,6x59,6cm

VENEZIA


GRES RECTIFICADO / RECTIFIED FLOOR TILES



VENEZIA MARFIL
59,6x59,6x1,1cm P1857011 / 100179794 G347
Butech recomienda junta / Butech recommends joint:
Colorstuk Rapid n Cemento B22502004 / 100004297




VENEZIA TOPO
59,6x59,6x1,1cm P1857010 / 100179796 G347
Butech recomienda junta / Butech recommends joint:
Colorstuk Rapid n Manhattan B22502002 / 100004295




VENEZIA PULPIS
59,6x59,6x1,1cm P1857008 / 100179814 G347
Butech recomienda junta / Butech recommends joint:
Colorstuk Rapid n Negro B22502006 / 100004299

SAFARI

GRES PORCELANICO / PORCELLANATO TILES



SAFARI ARENA
P2460071 / 100177519 44,3x44,3cm G311
Butech recomienda junta / Butech recommends joint:
Colorstuk Rapid n Beige B22502016 / 100004308



SAFARI CALIZA
P2460072 / 100177540 44,3x44,3cm G311
Butech recomienda junta / Butech recommends joint:
Colorstuk Rapid n Beige B22502016 / 100004308

PERSIA

GRES RECTIFICADO / RECTIFIED FLOOR TILES



PERSIA S-R
59,6x59,6x1,1cm P1856999 / 100179118 G347
Butech recomienda junta / Butech recommends joint:
Colorstuk Rapid n Manhattan B22502002 / 100004295

EMBALAJE / PACKING

FORMATO cm	PZ/CJ	M2/CJ	CJ/PAL	M2/PAL	*KG/CJ	*KG/PAL	Adhesivo
59,6x59,6cm	4	1,42	32	45,47	35,04	1121,3	one-flex n / maxifluid
9,8x59,6cm Zócalo	20	0,87	72	62,64	18,79	1352,68	one-flex n

*valores aproximados. *approximated values.

i INTENSIDAD DE TRÁNSITO PEATONAL: TRÁNSITO MODERADO
INTENSITY OF PEDESTRIAN TRANSIT: MODERATE TRANSIT

ZÓCALO 10x44,6cm

VENEZIA MARFIL	P4328114 / 100180439	G7
VENEZIA TOPO	P4328115 / 100180463	G7
VENEZIA PULPIS	P4328116 / 100180462	G7
PERSIA	P4328113 / 100180414	G7

EMBALAJE / PACKING

FORMATO cm	PZ/CJ	M2/CJ	CJ/PAL	M2/PAL	*KG/CJ	*KG/PAL	Adhesivo
44,3x44,3cm	5	0,98	66	64,76	21,5	1419	Fr-one n

*valores aproximados. *approximated values.

2016 CATALOGO N° P6 - 1/4

PORCELANOSA S.A. se reserva el derecho de modificar y/o suprimir ciertos modelos expuestos en este catálogo sin previo aviso. Los colores de las piezas pueden presentar ligeras diferencias respecto a los originales. Los ambientes se muestran en este catálogo son sugerencias decorativas de carácter publicitario debiéndose utilizar en la instalación real las instrucciones de colocación editadas por PORCELANOSA.

2016 PORCELANOSA

El contenido de este catálogo está protegido por la Ley de Propiedad Intelectual, Real Decreto Legislativo 1/1996. Cualquier reproducción del mismo, en parte o en su totalidad, sin autorización expresa de PORCELANOSA puede ser sancionada conforme el Código Penal.

2016 CATALOGUE N° P6- 1/4

PORCELANOSA S.A. reserves the right to modify and/or discontinue certain models displayed in this catalogue.

The colours of pieces displayed herein may differ slightly from originals. The settings shown in this catalogue are design proposals for advertising purposes. In real situations in which the tiles are laid, the installation instructions published by PORCELANOSA should be followed.

2016 PORCELANOSA

The contents of this catalogue are protected by virtue of the Spanish Intellectual Property Act, Royal Legislative Decree 1/1996. The partial or total reproduction of this catalogue, without the express authorisation of PORCELANOSA is punishable under the Spanish Criminal Code.

Coordinación / Co-ordination_ Dpto. Diseño y Publicidad PORCELANOSA

Diseño / Design_ Dpto. Diseño y Publicidad PORCELANOSA





BY APPOINTMENT TO
H.R.H. THE PRINCE OF WALES
MANUFACTURER AND DISTRIBUTOR
OF CERAMIC TILES AND BUILDING PRODUCTS.
PORCELANOSA GROUP LIMITED

PORCELANOSA Grupo