

2018
KRION® BATHROOM SERIES
Tarifas · Price List · Tarif

ÍNDICE - INDEX - INDEX

TONO SERIES 4 - 31

Bañera . Bath . Baignoire	6-9
Lavabo Suspendido . Wall-Hung washbasin . Lavabo suspendu	10-15
Encimera . Worktop . Plan vasque	10-15
Lavabo on top . On Top hand basin . Lavabo on top	10-15
Cajón Suspendido . Wall-hung drawer . Tiroir suspendu	16-27
Banco suspendido . Wall-Hung bench . Banc suspendu	16-27
Espejo . Mirror . Miroir	28-31

ALMOND SERIES 32 - 45

Bañera . Bath . Baignoire	34-37
Lavabo A Suelo . Floor Standing Washbasin . Lavabo Au Sol	38-41
Lavabo semiencastre . Semi-recessed washbasin . Lavabo semi-encastré	42-45

ORO SERIES 46 - 77

Bañera . Bath . Baignoire	48-51
Lavabo A Suelo . Floor Standing Washbasin . Lavabo Au Sol	52-55
Lavabo . Washbasin . Lavabo	56-61
Encimera On Top . On Top Worktop . Plan Vasque On Top	62-67
Platos de ducha . Shower trays . Receveurs	68-71
Accesorios . Accessories . Accessoires	72-77

RAS SERIES 78 - 103

Bañera . Bath . Baignoire	80-83
Lavabo A Suelo . Floor Standing Washbasin . Lavabo Au Sol	84-87
Lavabo suspendido . Wall-hung washbasin . Lavabo suspendu	88-91
Encimera . Worktop . Plan Vasque	92-99
Platos . Shower Trays . Receveurs	100-103

PURE SERIES 104 - 143

Bañera . Bath . Baignoire	106-109
Lavabo . Washbasin . Lavabo	110-119
Lavabo + Pedestal + Encimera On Top . Lavatório + Pedestal + On Top worktop . Lavabo + Pied + Plan vasque On Top	120-125
Encimera . Worktop . Plan Vasque	126-135
Accesorios . Accessories . Accessoires	136-143

MODUL SERIES	144 - 181
Bañera . Bath . Baignoire	146-149
Encimera . Worktop . Plan Vasque	150-157
Encimera On Top . On Top Worktop . Plan Vasque On Top	158-163
Lavamanos . Hand Basin . Lauabo	164-171
Lauabo A Suelo . Floor Standing Washbasin . Lauabo Au Sol	172-175
Platos . Shower Trays . Receveurs	176-179
Accesorios . Accesories . Accessoires	180-181
KOLE SERIES	182 - 191
Encimera . Worktop . Plan Vasque	182 - 191
WASHBASINS	192 - 201
3-Way / Unique Series	192 - 201
FREESTANDING BATHTUBS	202 - 205
Slim	202 - 205
Arch	206 - 209
LINE SHOWER TRAY	210 - 229
Line	210 - 229
ACCESSORIES	230 - 243
K SERIES	230 - 236
Escalera . Stepladder . Échelle	230
Estantería Vertical . Vertical Shelving Unit . Étagère Verticale	231
Estantería Horizontal . Horizontal Shelving Unit . Étagère Horizontale	232
Estante . Shelf . Rayon	233
Balda . Rack . Plateau	234
Espejo . Mirror . Miroir	235
Banqueta . Bench . Banquette	236
SP CONCEPT SERIES	238 - 243
Toallero . Towel rail . Porte-serviette	238-239
Portarrollos . Toilet roll holder . Dérouleur de papier toilette	240
Colgador . Towel hook . Crochet	241
Portacepillos . Toothbrush holder . Porte-brosses à dents	242
Escobillero . Toilet brush holder . Porte-balai WC	243
ACABADOS · FINISH · FINITIONS	244 - 247

TONO series

Tono es la nueva colección para equipamiento de baño de Porcelanosa Grupo, diseñada por Foster + Partners. El diseño de la colección Tono se ha realizado pensando en la funcionalidad de cada uno de los elementos, eliminando detalles puramente estéticos y mejorando la eficiencia de cada elemento.

La serie diseñada por Foster + Partners cuenta con un amplio abanico en cuanto a acabados y materiales para ajustarse a cualquier espacio. Los muebles están realizados con madera maciza de arce, roble y nogal, lo que otorgan elegancia y atemporalidad. Mientras que los lavabos y bañera fabricadas en KRION® se caracterizan por su alta resistencia al desgaste y su gran calidad.

Tono is the latest collection of bathroom equipment by Porcelanosa Grupo, designed by Foster + Partners. All the items in the collection are synonymous with functionality. Any purely aesthetic features have been eliminated and efforts have been made to improve the products' efficiency.

This series by Foster + Partners comes in a wide choice of finishes and materials to suit all possible bathrooms. The units are made of solid maple, oak or walnut, with the watchword on timeless elegance, while the washbasins and bathtub are made of KRION™, a material conspicuous for its quality and high resistance to wear and tear.

Tono est la nouvelle collection pour équipement de salle de bain de Porcelanosa Grupo, conçue par Foster + Partners. La collection Tono a été conçue en pensant à la fonctionnalité de chacun des éléments, en éliminant les détails purement esthétiques et en améliorant l'efficacité de chaque élément.

La série conçue par Foster + Partners propose un large éventail de finitions et de matériaux afin de s'adapter à n'importe quel espace. Les meubles sont fabriqués en bois naturel massif d'érable, de chêne et de noyer, ce qui leur donne élégance et atemporalité. Les lavabos et les baignoire fabriqués en KRION® se caractérisent quant à eux par leur résistance élevée à l'usure et leur grande qualité.

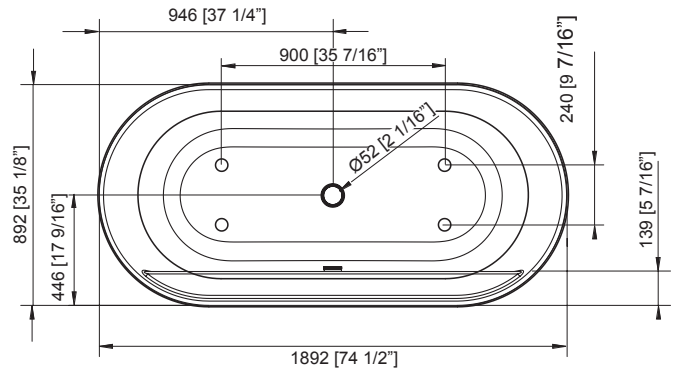
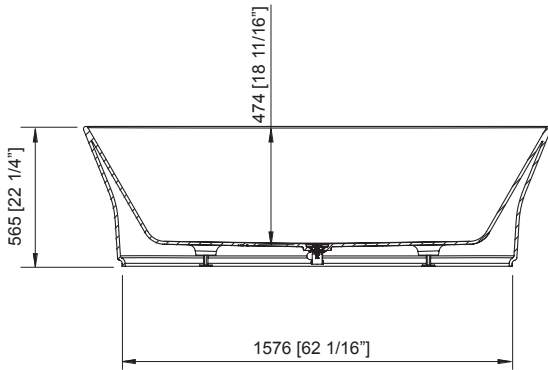


TONO

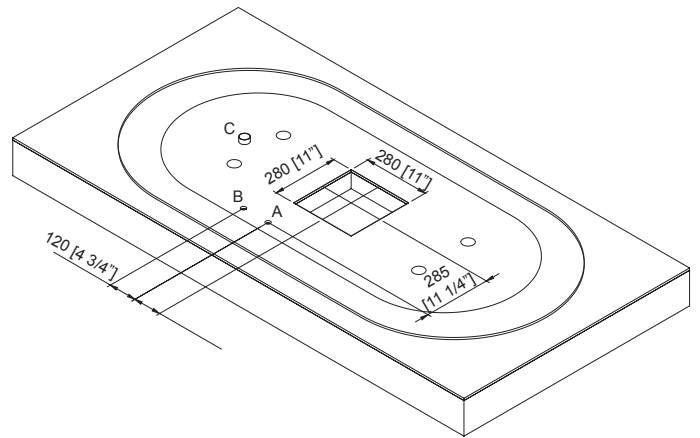
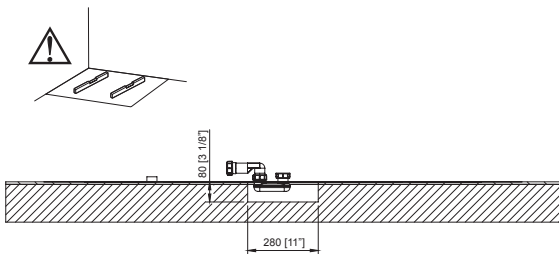
bañera · bath · baignoire

190x90 · 56,5h





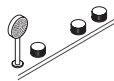
PREINSTALACIÓN · PRE-INSTALLING · PRE-INSTALLATION



COLORES · COLOURS · COULEURS



EQUIPAMIENTO · EQUIPMENT · EQUIPEMENT



grifería TONO
 TONO tap
 robinetterie TONO



Sifón desagüe bañera NEXT D40
 Syphon waste for bath NEXT D40
 Siphon vidage pour baignoire NEXT D40



Kit desagüe TONO
 Drain Kit TONO
 Kit vidage TONO



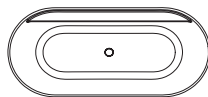
Kit desagüe con caño TONO
 Drain Kit with TONO spout
 Kit vidage avec bec verseur TONO

DATOS DE EXPEDICIÓN · EXPEDITION DATA · DONNÉES D'EXPÉDITION

DIMENSIONES DIMENSIONS DIMENSIONS		VOLUMEN VOLUME VOLUME	PESO NETO NET WEIGHT POIDS NET	PESO BRUTO GROSS WEIGHT POIDS BRUT
L	200 cm	1,6 m ³	115 Kg	130 Kg
W	100 cm			
H	80 cm			

TONO

190 x 90





blanco KRION®
white KRION™
blanc KRION®

Volumen agua 300 l.
Water volume 300 l.
Volume d'eau 300 l.

FREE STANDING

Sifón incluido.
Syphon included.
Siphon inclus.



COLOR COLOUR COULEUR	GRIFERÍA TAPS ROBINETTERIE	REF. KEA KEA CODE CODE KEA	REF. SAP SAP CODE CODE SAP	PUNTOS POINTS POINTS
	-	S128100002	100199947	8.189,85
		S128100001	100199981	9.754,84

TONO

lavabo suspendido · wall-hung washbasin · lavabo suspendu

40x50 · 15,7h

60x50 · 15,7h

encimera · worktop · plan vasque

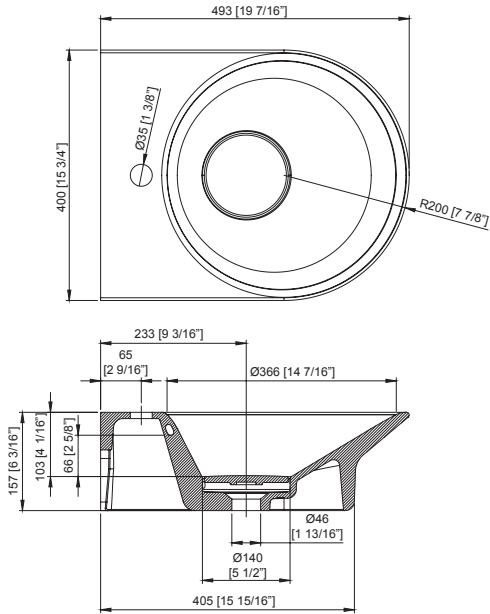
80x53 · 15,7h

lavabo on top · on top hand basin · lavabo on top

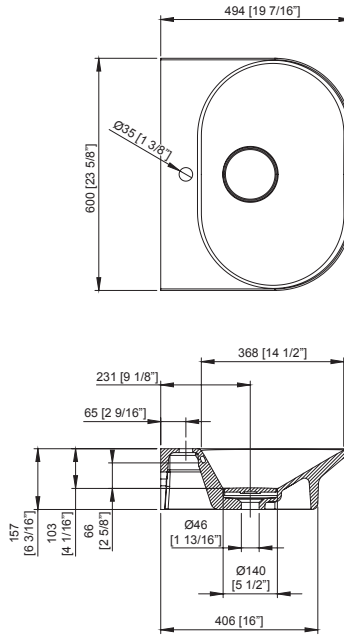
Ø39,4 · 15,7h



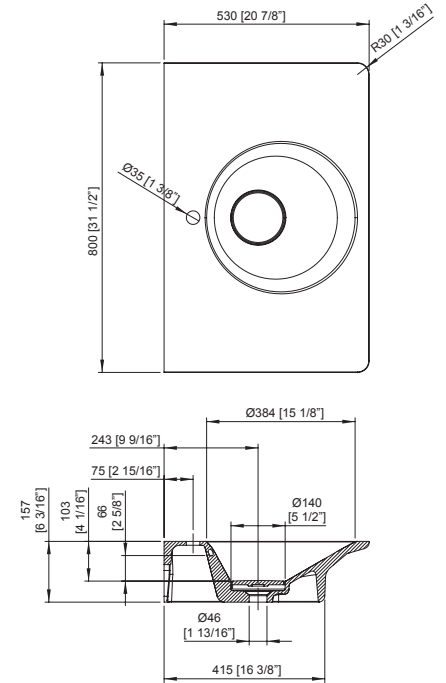
LAVABO SUSPENDIDO 400 ·
400 WALL-HUNG WASHBASIN ·
LAVABO SUSPENDU 400



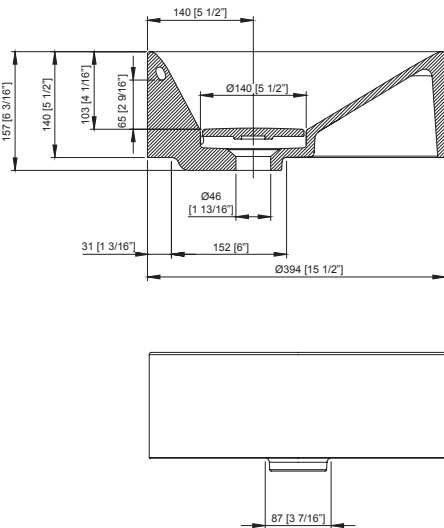
LAVABO SUSPENDIDO 600 ·
600 WALL-HUNG WASHBASIN ·
LAVABO SUSPENDU 600



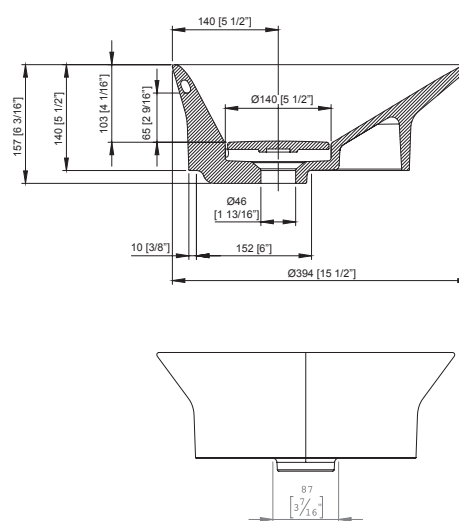
ENCIMERA 800 ·
800 WORKTOP ·
PLAN VASQUE 800



LAVABO ON TOP Ø400 (RECTO) ·
ON TOP HAND BASIN Ø400 (STRAIGHT) ·
LAVABO ON TOP Ø400 (DROIT)



LAVABO ON TOP Ø400 (ÁNGULO) ·
ON TOP HAND BASIN Ø400 (ANGLED) ·
LAVABO ON TOP Ø400 (ANGLE)



TONO

CARACTERÍSTICAS · FEATURES · CARACTERISTIQUES

CLASS

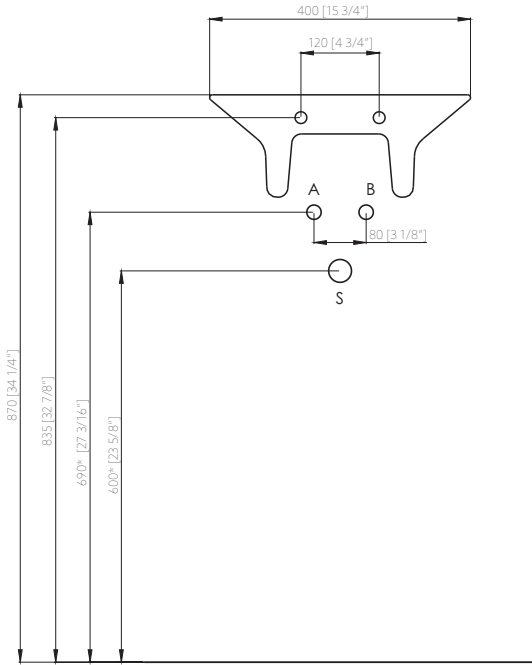
PREINSTALACIÓN · PRE-INSTALLING · PRE-INSTALLATION

* La cota varía dependiendo el sifón instalado.
The height will vary depending on the type of syphon installed.
La cote varie selon le siphon installé.

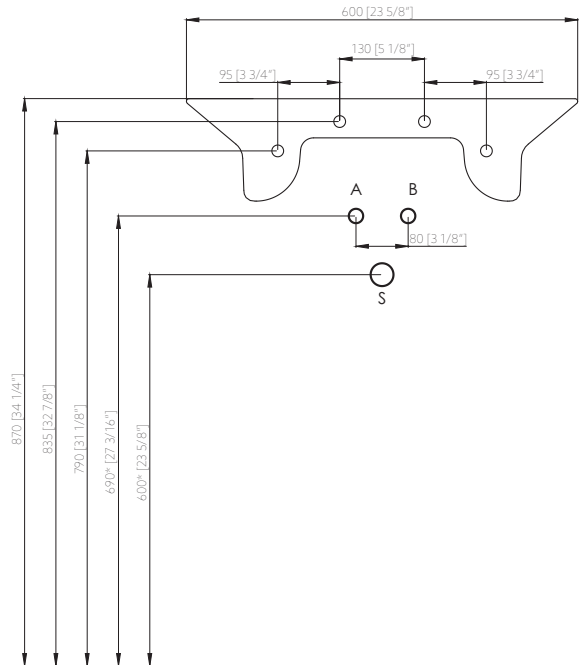
* Recomendable · Recommended · Reconnané

A	AGUA CALIENTE HOT WATER EAU CHAUDE	B	AGUA FRÍA COLD WATER EAU FROIDE	S	SIFÓN BOTTLE TRAP SIPHON
----------	--	----------	---------------------------------------	----------	--------------------------------

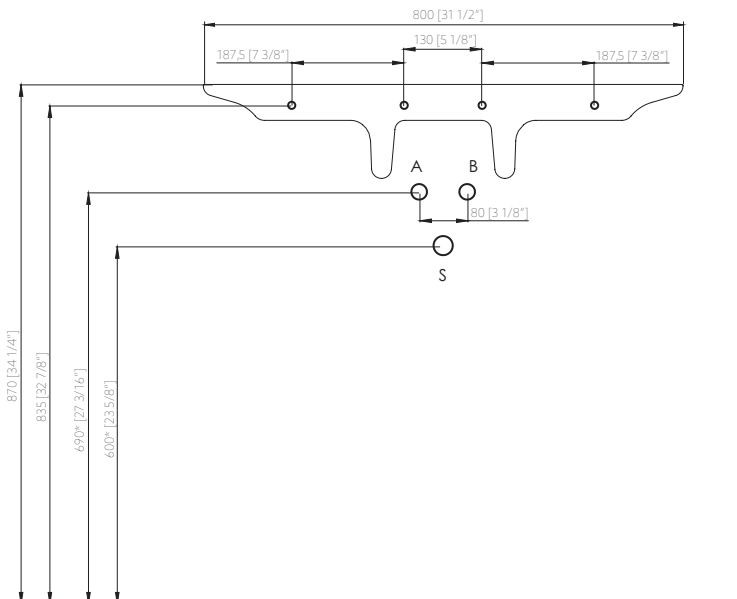
LAVABO SUSPENDIDO 400 ·
400 WALL-HUNG WASHBASIN ·
LAVABO SUSPENDU 400



LAVABO SUSPENDIDO 600 ·
600 WALL-HUNG WASHBASIN ·
LAVABO SUSPENDU 600

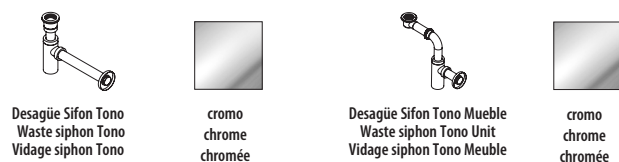


LAVABO SUSPENDIDO 800 ·
800 WALL-HUNG WASHBASIN ·
LAVABO SUSPENDU 800





ACCESORIOS · ACCESSORIES · ACCESSOIRES


 Desagüe Sifon Tono
 Waste siphon Tono
 Vidage siphon Tono

 cromo
 chrome
 chromée

 Desagüe Sifon Tono Mueble
 Waste siphon Tono Unit
 Vidage siphon Tono Meuble

 cromo
 chrome
 chromée

DATOS DE EXPEDICIÓN · EXPEDITION DATA · DONNÉES D'EXPÉDITION

	DIMENSIONES DIMENSIONS DIMENSIONS		VOLUMEN VOLUME VOLUME	PESO NETO NET WEIGHT POIDS NET	PESO BRUTO GROSS WEIGHT POIDS BRUT
Lavabo suspendido 40x49,5 · Wall-hung washbasin 40x49,5 · Lavabo suspendu 40x49,5	L	60 cm	0,07 m ³	11,7 Kg	12,9 Kg
	W	55 cm			
	H	24 cm			
Lavabo suspendido 60x49,5 · Wall-hung washbasin 60x49,5 · Lavabo suspendu 60x49,5	L	70 cm	0,10 m ³	16 Kg	17,2 Kg
	W	60 cm			
	H	26 cm			
Lavabo suspendido 80x53 · Wall-hung washbasin 80x53 · Lavabo suspendu 80x53	L	90 cm	0,14 m ³	21 Kg	22,4 Kg
	W	60 cm			
	H	26 cm			
Lavabo on top Ø39,4 · 15,7h (Recto) · On top hand basin Ø39,4 · 15,7h (Straight) · Lavabo on top Ø39,4 · 15,7h (Droit)	L	55 cm	0,07 m ³	7,6 Kg	8,6 Kg
	W	55 cm			
	H	24 cm			
Lavabo on top Ø39,4 · 15,7h (Ángulo) · On top hand basin Ø39,4 · 15,7h (Angled) · Lavabo on top Ø39,4 · 15,7h (Angle)	L	55 cm	0,07 m ³	6,5 Kg	7,5 Kg
	W	55 cm			
	H	24 cm			

CLASS

TONO

LAVABO KRION® 40x50 · KRION™ WASHBASIN 40x50 · LAVABO KRION® 40x50

Lavabo KRION® · KRION™ washbasin · Lavabo KRION® .
Con agujero para grifería · With tap hole · Avec trou pour robinetterie



COLOR COLOUR COULEUR	REF. KEA KEA CODE CODE KEA	REF. SAP SAP CODE CODE SAP	PUNTOS POINTS POINTS
	S503300002	100193456	908,29

LAVABO KRION® 60x50 · KRION™ WASHBASIN 60x50 · LAVABO KRION® 60x50

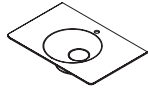
Lavabo KRION® · KRION™ washbasin · Lavabo KRION® .
Con agujero para grifería · With tap hole · Avec trou pour robinetterie



COLOR COLOUR COULEUR	REF. KEA KEA CODE CODE KEA	REF. SAP SAP CODE CODE SAP	PUNTOS POINTS POINTS
	S503300001	100193449	1.142,48

ENCIMERA KRION® 80x53 · KRION™ WORKTOP 80x53 · PLAN VASQUE KRION® 80x53

1 lavabo encastrado central · 1 center built-in worktop · 1 plans vasque encastré central.
Con agujero para grifería · With tap hole · Avec trou pour robinetterie



COLOR COLOUR COULEUR	REF. KEA KEA CODE CODE KEA	REF. SAP SAP CODE CODE SAP	PUNTOS POINTS POINTS
	S511300001	100193447	1.266,28

ACCESORIOS · ACCESSORIES · ACCESSOIRES

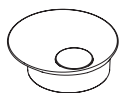


DESCRIPCIÓN DESCRIPTION DESCRIPTION	COLOR COLOUR COULEUR	REF. KEA KEA CODE CODE KEA	REF. SAP SAP CODE CODE SAP	PUNTOS POINTS POINTS
Desagüe Sifon Tono · Waste siphon Tono · Vidage siphon Tono		S809500107	100199992	137,46

TONO

LAVABO KRION® Ø40 (ÁNGULO) · KRION™ WASHBASIN Ø40 (ANGLED) · LAVABO KRION® Ø40 (ANGLE)

Lavabo KRION® · KRION™ washbasin · Lavabo KRION®



COLOR COLOUR COULEUR	REF. KEA KEA CODE CODE KEA	REF. SAP SAP CODE CODE SAP	PUNTOS POINTS POINTS
	S503200002	100193480	743,75

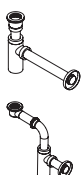
LAVABO KRION® Ø40 (RECTO) · KRION™ WASHBASIN Ø40 (STRAIGHT) · LAVABO KRION® Ø40 (DROIT)

Lavabo KRION® · KRION™ washbasin · Lavabo KRION®



COLOR COLOUR COULEUR	REF. KEA KEA CODE CODE KEA	REF. SAP SAP CODE CODE SAP	PUNTOS POINTS POINTS
	S503200001	100193481	765,45

ACCESORIOS · ACCESSORIES · ACCESSOIRES



DESCRIPCIÓN DESCRIPTION DESCRIPTION	COLOR COLOUR COULEUR	REF. KEA KEA CODE CODE KEA	REF. SAP SAP CODE CODE SAP	PUNTOS POINTS POINTS
Desagüe Sifon Tono · Waste siphon Tono · Vidage siphon Tono		S809500107	100199992	137,46
Desagüe Sifon Tono Mueble · Waste siphon Tono Unit · Vidage siphon Tono Meuble (**)		S809500109	100199988	203,95

* Necesario instalación con cajón suspendido · Required installation with a suspended drawer ·
A installer obligatoirement avec le caisson suspendu.

TONO

cajón suspendido · wall-hung drawer · tiroir suspendu

80x53 · 10h

80x53 · 20h

120x53 · 10h

120x53 · 20h

160x53 · 10h

160x53 · 20h

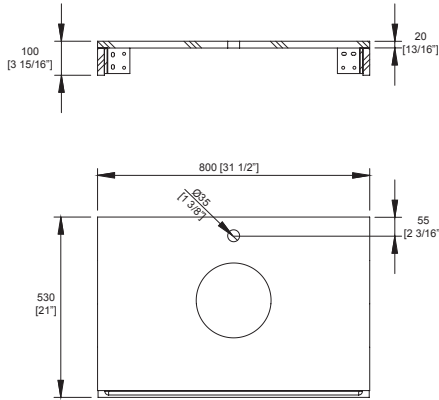
banco suspendido · wall-hung bench · banc suspendu

80x53 · 20h

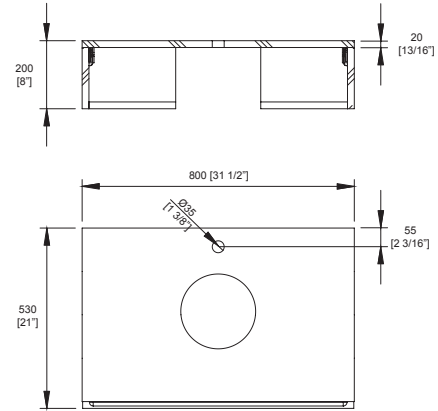
160x53 · 20h



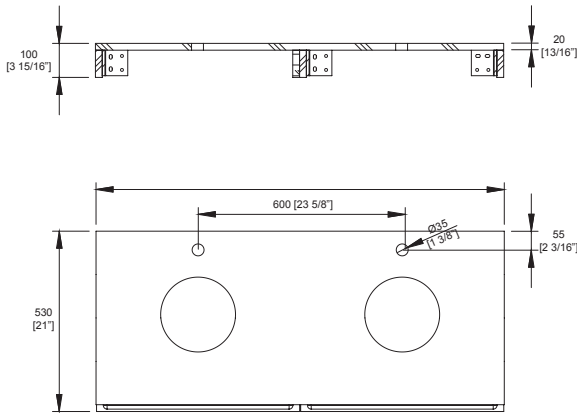
CAJÓN SUSPENDIDO 80 (10H) ·
 WALL-HUNG DRAWER 80 (10H) ·
 TIROIR SUSPENDU 80 (10H)



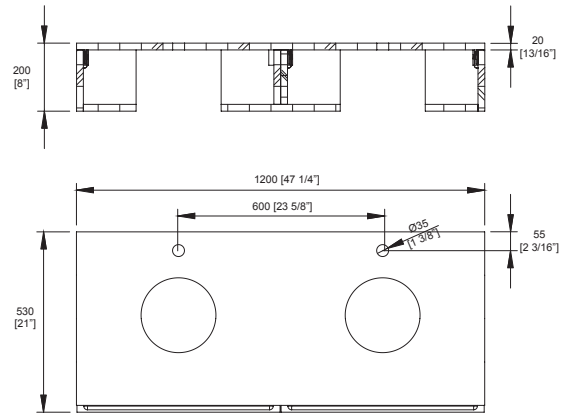
CAJÓN SUSPENDIDO 80 (20H) ·
 WALL-HUNG DRAWER 80 (20H) ·
 TIROIR SUSPENDU 80 (20H)



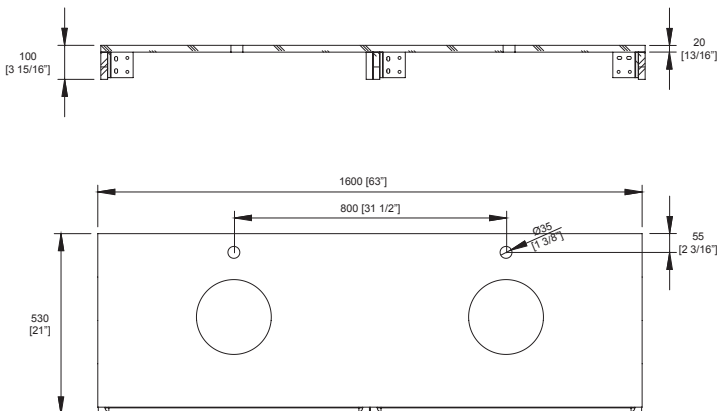
CAJÓN SUSPENDIDO 120 (10H),
 DERECHA - IZQUIERDA · CENTER
 WALL-HUNG DRAWER 120 (10H),
 RIGHT - LEFT · CENTER
 TIROIR SUSPENDU 120 (10H),
 DROITE - GAUCHE · CENTER



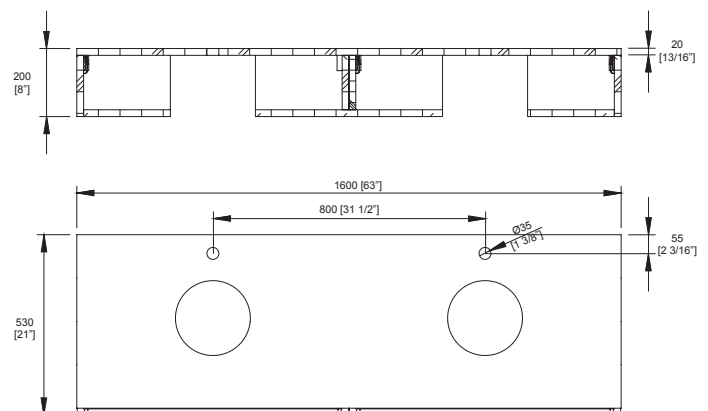
CAJÓN SUSPENDIDO 120 (20H),
 DERECHA - IZQUIERDA · CENTER
 WALL-HUNG DRAWER 120 (20H),
 RIGHT - LEFT · CENTER
 TIROIR SUSPENDU 120 (20H),
 DROITE - GAUCHE · CENTER



CAJÓN SUSPENDIDO 160 (10H),
 DERECHA - IZQUIERDA · CENTER
 WALL-HUNG DRAWER 160 (10H), RIGHT - LEFT · CENTER
 TIROIR SUSPENDU 160 (10H),
 DROITE - GAUCHE · CENTER


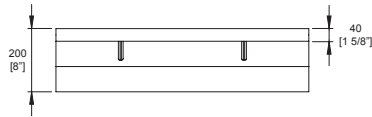


CAJÓN SUSPENDIDO 160 (20H),
 DERECHA - IZQUIERDA · CENTER
 WALL-HUNG DRAWER 160 (20H), RIGHT - LEFT · CENTER
 TIROIR SUSPENDU 160 (20H),
 DROITE - GAUCHE · CENTER


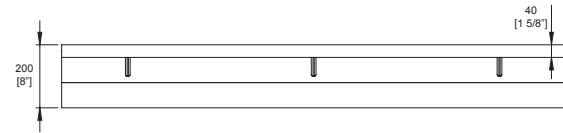


PLANOS · DRAWINGS · PLANS

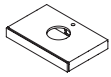
BANCO SUSPENDIDO 80 ·
WALL-HUNG BENCH 80 ·
BANC SUSPENDU 80 ·



BANCO SUSPENDIDO 160 ·
WALL-HUNG BENCH 160 ·
BANC SUSPENDU 160 ·



COLORES · COLOURS · COULEURS



roble
oak
chêne



nogal
walnut
noyer



maple
maple
maple

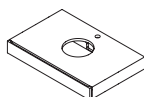
DATOS DE EXPEDICIÓN · EXPEDITION DATA · DONNÉES D'EXPÉDITION

	DIMENSIONES DIMENSIONS DIMENSIONS		VOLUMEN VOLUME VOLUME	PESO NETO NET WEIGHT POIDS NET	PESO BRUTO GROSS WEIGHT POIDS BRUT
Cajón suspendido 80 (10h) · Wall-hung drawer 80 (10h) · Tiroir suspendu 80 (10h)	L	90 cm	0,10 m ³	18 Kg	19 Kg
	W	60 cm			
	H	20 cm			
Cajón suspendido 80 (20h) · Wall-hung drawer 80 (20h) · Tiroir suspendu 80 (20h)	L	90 cm	0,16 m ³	22 Kg	24 Kg
	W	60 cm			
	H	30 cm			
Cajón suspendido 120 (10h) · Wall-hung drawer 120 (10h) · Tiroir suspendu 120 (10h)	L	130 cm	0,15 m ³	25 Kg	27 Kg
	W	60 cm			
	H	20 cm			
Cajón suspendido 120 (20h) · Wall-hung drawer 120 (20h) · Tiroir suspendu 120 (20h)	L	130 cm	0,23 m ³	32 Kg	34 Kg
	W	60 cm			
	H	30 cm			
Cajón suspendido 160 (10h) · Wall-hung drawer 160 (10h) · Tiroir suspendu 160 (10h)	L	170 cm	0,20 m ³	29 Kg	31 Kg
	W	60 cm			
	H	20 cm			
Cajón suspendido 160 (20h) · Wall-hung drawer 160 (20h) · Tiroir suspendu 160 (20h)	L	170 cm	0,23 m ³	36 Kg	39 Kg
	W	60 cm			
	H	30 cm			
Banqueta Suspendida 80 · Wall-Hung Bench 80 · Banc suspendu 80	L	90 cm	0,16 m ³	20 Kg	21 Kg
	W	60 cm			
	H	30 cm			
Banqueta Suspendida 160 · Wall-Hung Bench 160 · Banc suspendu 160	L	170 cm	0,30 m ³	31 Kg	33 Kg
	W	60 cm			
	H	30 cm			

TONO

CAJÓN SUSPENDIDO 80 (10h) · WALL-HUNG DRAWER 80 (10h) · TIROIR SUSPENDU 80 (10h)

Cajón suspendido disponible en tres acabados madera maciza · Wall-hung drawer, available in a choice of three solid wood finishes · Tiroir suspendu disponible en trois finitions de bois massif.

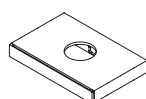


CON AGUJERO PARA GRIFERÍA · WITH TAP HOLE · AVEC TROU POUR ROBINETTERIE

DESCRIPCIÓN DESCRIPTION DESCRIPTION	COLOR COLOUR COULEUR	REF. KEA KEA CODE CODE KEA	REF. SAP SAP CODE CODE SAP	PUNTOS POINTS POINTS
Cajón suspendido 80 (10h) · Wall Hung Drawer 80 (10h) · Tiroir suspendu 80 (10h)		S805500004	100199666	2.262,92
		S805500003	100199654	2.760,78
		S805500001	100199647	2.219,10

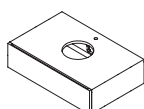
SIN AGUJERO PARA GRIFERÍA · WITHOUT TAP HOLE · SANS TROU POUR ROBINETTERIE

DESCRIPCIÓN DESCRIPTION DESCRIPTION	COLOR COLOUR COULEUR	REF. KEA KEA CODE CODE KEA	REF. SAP SAP CODE CODE SAP	PUNTOS POINTS POINTS
Cajón suspendido 80 (10h) · Wall Hung Drawer 80 (10h) · Tiroir suspendu 80 (10h)		S805500006	100199667	2.262,92
		S805500002	100199665	2.760,78
		S805500084	100199664	2.219,10



CAJÓN SUSPENDIDO 80 (20h) · WALL-HUNG DRAWER 80 (20h) · TIROIR SUSPENDU 80 (20h)

Cajón suspendido disponible en tres acabados madera maciza · Wall-hung drawer, available in a choice of three solid wood finishes · Tiroir suspendu disponible en trois finitions de bois massif.

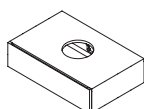


CON AGUJERO PARA GRIFERÍA · WITH TAP HOLE · AVEC TROU POUR ROBINETTERIE

DESCRIPCIÓN DESCRIPTION DESCRIPTION	COLOR COLOUR COULEUR	REF. KEA KEA CODE CODE KEA	REF. SAP SAP CODE CODE SAP	PUNTOS POINTS POINTS
Cajón suspendido 80 (20h) · Wall Hung Drawer 80 (20h) · Tiroir suspendu 80 (20h)		S805500011	100199657	2.534,84
		S805500008	100199655	3.374,65
		S805500005	100199668	2.468,59

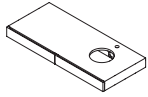
SIN AGUJERO PARA GRIFERÍA · WITHOUT TAP HOLE · SANS TROU POUR ROBINETTERIE

DESCRIPCIÓN DESCRIPTION DESCRIPTION	COLOR COLOUR COULEUR	REF. KEA KEA CODE CODE KEA	REF. SAP SAP CODE CODE SAP	PUNTOS POINTS POINTS
Cajón suspendido 80 (20h) · Wall Hung Drawer 80 (20h) · Tiroir suspendu 80 (20h)		S805500010	100199648	2.534,84
		S805500009	100199656	3.374,65
		S805500007	100199669	2.468,59



CAJÓN SUSPENDIDO 120 (10h), DERECHA · WALL-HUNG DRAWER 120 (10h), RIGHT · TIROIR SUSPENDU 120 (10h), DROITE

Cajón suspendido disponible en tres acabados madera maciza · Wall-hung drawer, available in a choice of three solid wood finishes · Tiroir suspendu disponible en trois finitions de bois massif.



CON AGUJERO PARA GRIFERÍA · WITH TAP HOLE · AVEC TROU POUR ROBINETTERIE

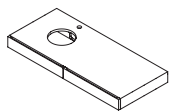
DESCRIPCIÓN DESCRIPTION DESCRIPTION	COLOR COLOUR COULEUR	REF. KEA KEA CODE CODE KEA	REF. SAP SAP CODE CODE SAP	PUNTOS POINTS POINTS
Cajón suspendido 120 (10h) · Wall Hung Drawer 120 (10h) · Tiroir suspendu 120 (10h)		S805500016	100199707	3.587,87
		S805500014	100199710	4.740,49
		S805500012	100199698	3.486,18

SIN AGUJERO PARA GRIFERÍA · WITHOUT TAP HOLE · SANS TROU POUR ROBINETTERIE

DESCRIPCIÓN DESCRIPTION DESCRIPTION	COLOR COLOUR COULEUR	REF. KEA KEA CODE CODE KEA	REF. SAP SAP CODE CODE SAP	PUNTOS POINTS POINTS
Cajón suspendido 120 (10h) · Wall Hung Drawer 120 (10h) · Tiroir suspendu 120 (10h)		S805500017	100199711	3.587,87
		S805500015	100199720	4.740,49
		S805500013	100199699	3.486,18

CAJÓN SUSPENDIDO 120 (10h), IZQUIERDA · WALL-HUNG DRAWER 120 (10h), LEFT · TIROIR SUSPENDU 120 (10h), GAUCHE

Cajón suspendido disponible en tres acabados madera maciza · Wall-hung drawer, available in a choice of three solid wood finishes · Tiroir suspendu disponible en trois finitions de bois massif.



CON AGUJERO PARA GRIFERÍA · WITH TAP HOLE · AVEC TROU POUR ROBINETTERIE

DESCRIPCIÓN DESCRIPTION DESCRIPTION	COLOR COLOUR COULEUR	REF. KEA KEA CODE CODE KEA	REF. SAP SAP CODE CODE SAP	PUNTOS POINTS POINTS
Cajón suspendido 120 (10h) · Wall Hung Drawer 120 (10h) · Tiroir suspendu 120 (10h)		S805500022	100199723	3.587,87
		S805500019	100199677	4.740,49
		S805500018	100199721	3.486,18

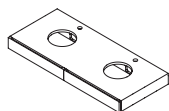
SIN AGUJERO PARA GRIFERÍA · WITHOUT TAP HOLE · SANS TROU POUR ROBINETTERIE

DESCRIPCIÓN DESCRIPTION DESCRIPTION	COLOR COLOUR COULEUR	REF. KEA KEA CODE CODE KEA	REF. SAP SAP CODE CODE SAP	PUNTOS POINTS POINTS
Cajón suspendido 120 (10h) · Wall Hung Drawer 120 (10h) · Tiroir suspendu 120 (10h)		S805500023	100199678	3.587,87
		S805500021	100199722	4.740,49
		S805500020	100199708	3.486,18

TONO

CAJÓN SUSPENDIDO 120 (10h), DOBLE · WALL-HUNG DRAWER 120 (10h), DOUBLE · TIROIR SUSPENDU 120 (10h), DOUBLE

Cajón suspendido disponible en tres acabados madera maciza · Wall-hung drawer, available in a choice of three solid wood finishes · Tiroir suspendu disponible en trois finitions de bois massif.

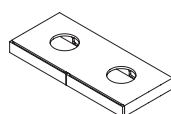


CON AGUJERO PARA GRIFERÍA · WITH TAP HOLE · AVEC TROU POUR ROBINETTERIE

DESCRIPCIÓN DESCRIPTION DESCRIPTION	COLOR COLOUR COULEUR	REF. KEA KEA CODE CODE KEA	REF. SAP SAP CODE CODE SAP	PUNTOS POINTS POINTS
Cajón suspendido 120 (10h) · Wall Hung Drawer 120 (10h) · Tiroir suspendu 120 (10h)		S805500040	100199737	3.587,87
		S805500037	100199716	4.740,49
		S805500036	100199725	3.486,18

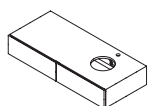
SIN AGUJERO PARA GRIFERÍA · WITHOUT TAP HOLE · SANS TROU POUR ROBINETTERIE

DESCRIPCIÓN DESCRIPTION DESCRIPTION	COLOR COLOUR COULEUR	REF. KEA KEA CODE CODE KEA	REF. SAP SAP CODE CODE SAP	PUNTOS POINTS POINTS
Cajón suspendido 120 (10h) · Wall Hung Drawer 120 (10h) · Tiroir suspendu 120 (10h)		S805500042	100199717	3.587,87
		S805500039	100199726	4.740,49
		S805500038	100199736	3.486,18



CAJÓN SUSPENDIDO 120 (20h), DERECHA · WALL-HUNG DRAWER 120 (20h), RIGHT · TIROIR SUSPENDU 120 (20h), DROITE

Cajón suspendido disponible en tres acabados madera maciza · Wall-hung drawer, available in a choice of three solid wood finishes · Tiroir suspendu disponible en trois finitions de bois massif.

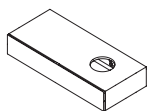


CON AGUJERO PARA GRIFERÍA · WITH TAP HOLE · AVEC TROU POUR ROBINETTERIE

DESCRIPCIÓN DESCRIPTION DESCRIPTION	COLOR COLOUR COULEUR	REF. KEA KEA CODE CODE KEA	REF. SAP SAP CODE CODE SAP	PUNTOS POINTS POINTS
Cajón suspendido 120 (20h) · Wall Hung Drawer 120 (20h) · Tiroir suspendu 120 (20h)		S805500029	100199731	3.695,11
		S805500027	100199724	4.987,70
		S805500024	100199709	3.581,03

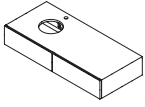
SIN AGUJERO PARA GRIFERÍA · WITHOUT TAP HOLE · SANS TROU POUR ROBINETTERIE

DESCRIPCIÓN DESCRIPTION DESCRIPTION	COLOR COLOUR COULEUR	REF. KEA KEA CODE CODE KEA	REF. SAP SAP CODE CODE SAP	PUNTOS POINTS POINTS
Cajón suspendido 120 (20h) · Wall Hung Drawer 120 (20h) · Tiroir suspendu 120 (20h)		S805500028	100199732	3.695,11
		S805500026	100199712	4.987,70
		S805500025	100199730	3.581,03



CAJÓN SUSPENDIDO 120 (20h), IZQUIERDA · WALL-HUNG DRAWER 120 (20h), LEFT · TIROIR SUSPENDU 120 (20h), GAUCHE

Cajón suspendido disponible en tres acabados madera maciza · Wall-hung drawer, available in a choice of three solid wood finishes · Tiroir suspendu disponible en trois finitions de bois massif.



CON AGUJERO PARA GRIFERÍA · WITH TAP HOLE · AVEC TROU POUR ROBINETTERIE

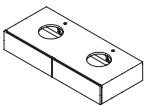
DESCRIPCIÓN DESCRIPTION DESCRIPTION	COLOR COLOUR COULEUR	REF. KEA KEA CODE CODE KEA	REF. SAP SAP CODE CODE SAP	PUNTOS POINTS POINTS
Cajón suspendido 120 (20h) · Wall Hung Drawer 120 (20h) · Tiroir suspendu 120 (20h)		S805500034	100199715	3.695,11
		S805500032	100199733	4.987,70
		S805500030	100199713	3.581,03

SIN AGUJERO PARA GRIFERÍA · WITHOUT TAP HOLE · SANS TROU POUR ROBINETTERIE

DESCRIPCIÓN DESCRIPTION DESCRIPTION	COLOR COLOUR COULEUR	REF. KEA KEA CODE CODE KEA	REF. SAP SAP CODE CODE SAP	PUNTOS POINTS POINTS
Cajón suspendido 120 (20h) · Wall Hung Drawer 120 (20h) · Tiroir suspendu 120 (20h)		S805500035	100199735	3.695,11
		S805500033	100199734	4.987,70
		S805500031	100199714	3.581,03

CAJÓN SUSPENDIDO 120 (20h), DOBLE · WALL-HUNG DRAWER 120 (20h), DOUBLE · TIROIR SUSPENDU 120 (20h), DOUBLE

Cajón suspendido disponible en tres acabados madera maciza · Wall-hung drawer, available in a choice of three solid wood finishes · Tiroir suspendu disponible en trois finitions de bois massif.

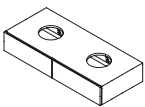


CON AGUJERO PARA GRIFERÍA · WITH TAP HOLE · AVEC TROU POUR ROBINETTERIE

DESCRIPCIÓN DESCRIPTION DESCRIPTION	COLOR COLOUR COULEUR	REF. KEA KEA CODE CODE KEA	REF. SAP SAP CODE CODE SAP	PUNTOS POINTS POINTS
Cajón suspendido 120 (20h) · Wall Hung Drawer 120 (20h) · Tiroir suspendu 120 (20h)		S805500043	100199739	3.695,11
		S805500047	100199718	4.987,70
		S805500041	100199679	3.581,03

SIN AGUJERO PARA GRIFERÍA · WITHOUT TAP HOLE · SANS TROU POUR ROBINETTERIE

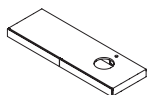
DESCRIPCIÓN DESCRIPTION DESCRIPTION	COLOR COLOUR COULEUR	REF. KEA KEA CODE CODE KEA	REF. SAP SAP CODE CODE SAP	PUNTOS POINTS POINTS
Cajón suspendido 120 (20h) · Wall Hung Drawer 120 (20h) · Tiroir suspendu 120 (20h)		S805500044	100199719	3.695,11
		S805500045	100199740	4.987,70
		S805500046	100199738	3.581,03



TONO

CAJÓN SUSPENDIDO 160 (10h), DERECHA · WALL-HUNG DRAWER 160 (10h), RIGHT · TIROIR SUSPENDU 160 (10h), DROITE

Cajón suspendido disponible en tres acabados madera maciza · Wall-hung drawer, available in a choice of three solid wood finishes · Tiroir suspendu disponible en trois finitions de bois massif.



CON AGUJERO PARA GRIFERÍA · WITH TAP HOLE · AVEC TROU POUR ROBINETTERIE

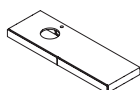
DESCRIPCIÓN DESCRIPTION DESCRIPTION	COLOR COLOUR COULEUR	REF. KEA KEA CODE CODE KEA	REF. SAP SAP CODE CODE SAP	PUNTOS POINTS POINTS
Cajón suspendido 160 (10h) · Wall Hung Drawer 160 (10h) · Tiroir suspendu 160 (10h)		S805500051	100199743	4.203,17
		S805500050	100199728	5.329,51
		S805500048	100199741	4.199,58

SIN AGUJERO PARA GRIFERÍA · WITHOUT TAP HOLE · SANS TROU POUR ROBINETTERIE

DESCRIPCIÓN DESCRIPTION DESCRIPTION	COLOR COLOUR COULEUR	REF. KEA KEA CODE CODE KEA	REF. SAP SAP CODE CODE SAP	PUNTOS POINTS POINTS
Cajón suspendido 160 (10h) · Wall Hung Drawer 160 (10h) · Tiroir suspendu 160 (10h)		S805500053	100199729	4.203,17
		S805500052	100199742	5.329,51
		S805500049	100199727	4.198,96

CAJÓN SUSPENDIDO 160 (10h), IZQUIERDA · WALL-HUNG DRAWER 160 (10h), LEFT · TIROIR SUSPENDU 160 (10h), GAUCHE

Cajón suspendido disponible en tres acabados madera maciza · Wall-hung drawer, available in a choice of three solid wood finishes · Tiroir suspendu disponible en trois finitions de bois massif.

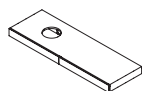


CON AGUJERO PARA GRIFERÍA · WITH TAP HOLE · AVEC TROU POUR ROBINETTERIE

DESCRIPCIÓN DESCRIPTION DESCRIPTION	COLOR COLOUR COULEUR	REF. KEA KEA CODE CODE KEA	REF. SAP SAP CODE CODE SAP	PUNTOS POINTS POINTS
Cajón suspendido 160 (10h) · Wall Hung Drawer 160 (10h) · Tiroir suspendu 160 (10h)		S805500059	100199751	4.203,17
		S805500056	100199760	5.329,51
		S805500055	100199750	4.199,58

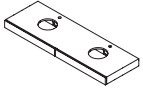
SIN AGUJERO PARA GRIFERÍA · WITHOUT TAP HOLE · SANS TROU POUR ROBINETTERIE

DESCRIPCIÓN DESCRIPTION DESCRIPTION	COLOR COLOUR COULEUR	REF. KEA KEA CODE CODE KEA	REF. SAP SAP CODE CODE SAP	PUNTOS POINTS POINTS
Cajón suspendido 160 (10h) · Wall Hung Drawer 160 (10h) · Tiroir suspendu 160 (10h)		S805500058	100199752	4.203,17
		S805500057	100199770	5.329,51
		S805500054	100199744	4.198,96



CAJÓN SUSPENDIDO 160 (10h), DOBLE · WALL-HUNG DRAWER 160 (10h), DOUBLE · TIROIR SUSPENDU 160 (10h), DOUBLE

Cajón suspendido disponible en tres acabados madera maciza · Wall-hung drawer, available in a choice of three solid wood finishes · Tiroir suspendu disponible en trois finitions de bois massif.



CON AGUJERO PARA GRIFERÍA · WITH TAP HOLE · AVEC TROU POUR ROBINETTERIE

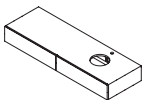
DESCRIPCIÓN DESCRIPTION DESCRIPTION	COLOR COLOUR COULEUR	REF. KEA KEA CODE CODE KEA	REF. SAP SAP CODE CODE SAP	PUNTOS POINTS POINTS
Cajón suspendido 160 (10h) · Wall Hung Drawer 160 (10h) · Tiroir suspendu 160 (10h)		S805500076	100199826	4.203,17
		S805500074	100199825	5.329,51
		S805500072	100199854	4.199,58

SIN AGUJERO PARA GRIFERÍA · WITHOUT TAP HOLE · SANS TROU POUR ROBINETTERIE

DESCRIPCIÓN DESCRIPTION DESCRIPTION	COLOR COLOUR COULEUR	REF. KEA KEA CODE CODE KEA	REF. SAP SAP CODE CODE SAP	PUNTOS POINTS POINTS
Cajón suspendido 160 (10h) · Wall Hung Drawer 160 (10h) · Tiroir suspendu 160 (10h)		S805500077	100199835	4.203,17
		S805500075	100199843	5.329,51
		S805500073	100199834	4.198,96

CAJÓN SUSPENDIDO 160 (20h), DERECHA · WALL-HUNG DRAWER 160 (20h), RIGHT · TIROIR SUSPENDU 160 (20h), DROITE

Cajón suspendido disponible en tres acabados madera maciza · Wall-hung drawer, available in a choice of three solid wood finishes · Tiroir suspendu disponible en trois finitions de bois massif.



CON AGUJERO PARA GRIFERÍA · WITH TAP HOLE · AVEC TROU POUR ROBINETTERIE

DESCRIPCIÓN DESCRIPTION DESCRIPTION	COLOR COLOUR COULEUR	REF. KEA KEA CODE CODE KEA	REF. SAP SAP CODE CODE SAP	PUNTOS POINTS POINTS
Cajón suspendido 160 (20h) · Wall Hung Drawer 160 (20h) · Tiroir suspendu 160 (20h)		S805500064	100199755	4.663,89
		S805500062	100199771	6.401,16
		S805500060	100199745	4.510,64

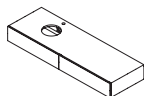
SIN AGUJERO PARA GRIFERÍA · WITHOUT TAP HOLE · SANS TROU POUR ROBINETTERIE

DESCRIPCIÓN DESCRIPTION DESCRIPTION	COLOR COLOUR COULEUR	REF. KEA KEA CODE CODE KEA	REF. SAP SAP CODE CODE SAP	PUNTOS POINTS POINTS
Cajón suspendido 160 (20h) · Wall Hung Drawer 160 (20h) · Tiroir suspendu 160 (20h)		S805500065	100199772	4.663,89
		S805500063	100199746	6.401,16
		S805500061	100199754	4.510,64

TONO

CAJÓN SUSPENDIDO 160 (20h), IZQUIERDA · WALL-HUNG DRAWER 160 (20h), LEFT · TIROIR SUSPENDU 160 (20h), GAUCHE

Cajón suspendido disponible en tres acabados madera maciza · Wall-hung drawer, available in a choice of three solid wood finishes · Tiroir suspendu disponible en trois finitions de bois massif.

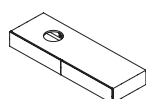


CON AGUJERO PARA GRIFERÍA · WITH TAP HOLE · AVEC TROU POUR ROBINETTERIE

DESCRIPCIÓN DESCRIPTION DESCRIPTION	COLOR COLOUR COULEUR	REF. KEA KEA CODE CODE KEA	REF. SAP SAP CODE CODE SAP	PUNTOS POINTS POINTS
Cajón suspendido 160 (20h) - Wall Hung Drawer 160 (20h) - Tiroir suspendu 160 (20h)		S805500069	100199774	4.663,89
		S805500068	100199773	6.401,16
		S805500066	100199747	4.510,64

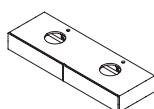
SIN AGUJERO PARA GRIFERÍA · WITHOUT TAP HOLE · SANS TROU POUR ROBINETTERIE

DESCRIPCIÓN DESCRIPTION DESCRIPTION	COLOR COLOUR COULEUR	REF. KEA KEA CODE CODE KEA	REF. SAP SAP CODE CODE SAP	PUNTOS POINTS POINTS
Cajón suspendido 160 (20h) - Wall Hung Drawer 160 (20h) - Tiroir suspendu 160 (20h)		S805500071	100199758	4.663,89
		S805500070	100199757	6.401,16
		S805500067	100199756	4.510,64



CAJÓN SUSPENDIDO 160 (20h), DOBLE · WALL-HUNG DRAWER 160 (20h), DOUBLE · TIROIR SUSPENDU 160 (20h), DOUBLE

Cajón suspendido disponible en tres acabados madera maciza · Wall-hung drawer, available in a choice of three solid wood finishes · Tiroir suspendu disponible en trois finitions de bois massif.

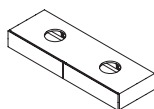


CON AGUJERO PARA GRIFERÍA · WITH TAP HOLE · AVEC TROU POUR ROBINETTERIE

DESCRIPCIÓN DESCRIPTION DESCRIPTION	COLOR COLOUR COULEUR	REF. KEA KEA CODE CODE KEA	REF. SAP SAP CODE CODE SAP	PUNTOS POINTS POINTS
Cajón suspendido 160 (20h) - Wall Hung Drawer 160 (20h) - Tiroir suspendu 160 (20h)		S805500083	100199856	4.663,89
		S805500080	100199845	6.401,16
		S805500078	100199827	4.510,64

SIN AGUJERO PARA GRIFERÍA · WITHOUT TAP HOLE · SANS TROU POUR ROBINETTERIE

DESCRIPCIÓN DESCRIPTION DESCRIPTION	COLOR COLOUR COULEUR	REF. KEA KEA CODE CODE KEA	REF. SAP SAP CODE CODE SAP	PUNTOS POINTS POINTS
Cajón suspendido 160 (20h) - Wall Hung Drawer 160 (20h) - Tiroir suspendu 160 (20h)		S805500082	100199828	4.663,89
		S805500081	100199855	6.401,16
		S805500079	100199844	4.510,64

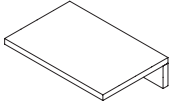


CLASS

TONO

BANCO SUSPENDIDO 80 · WALL-HUNG BENCH 80 · BANC SUSPENDU 80

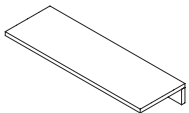
Banco suspendido disponible en tres acabados madera maciza · Wall-hung bench, available in a choice of three solid wood finishes · Banc suspendu disponible en trois finitions de bois massif.



DESCRIPCIÓN DESCRIPTION DESCRIPTION	COLOR COLOUR COULEUR	REF. KEA KEA CODE CODE KEA	REF. SAP SAP CODE CODE SAP	PUNTOS POINTS POINTS
Banco suspendido 80 · Wall Hung Bench 80 · Banc suspendu 80		S805600006	100199663	1.909,95
		S805600005	100199662	2.644,24
		S805600004	100199670	1.845,21

BANCO SUSPENDIDO 160 · WALL-HUNG BENCH 160 · BANC SUSPENDU 160

Banco suspendido disponible en tres acabados madera maciza · Wall-hung bench, available in a choice of three solid wood finishes · Banc suspendu disponible en trois finitions de bois massif.



DESCRIPCIÓN DESCRIPTION DESCRIPTION	COLOR COLOUR COULEUR	REF. KEA KEA CODE CODE KEA	REF. SAP SAP CODE CODE SAP	PUNTOS POINTS POINTS
Banco suspendido 160 · Wall Hung Bench 160 · Banc suspendu 80		S805600003	100199653	2.968,07
		S805600001	100199646	4.393,61
		S805600002	100199652	2.842,42

TONO

espejo · mirror · miroir

Ø95 · 4h

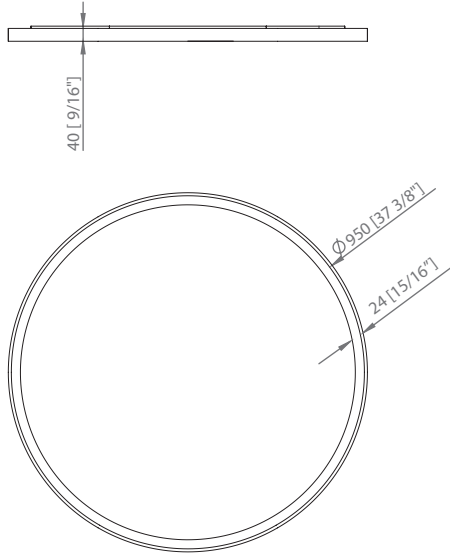
80x100 · 4h

120x100 · 4h

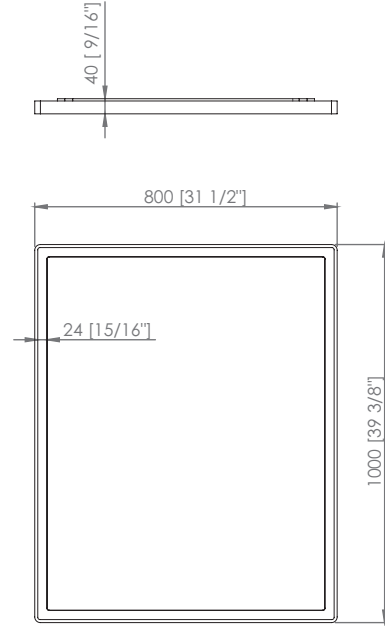
160x100 · 4h



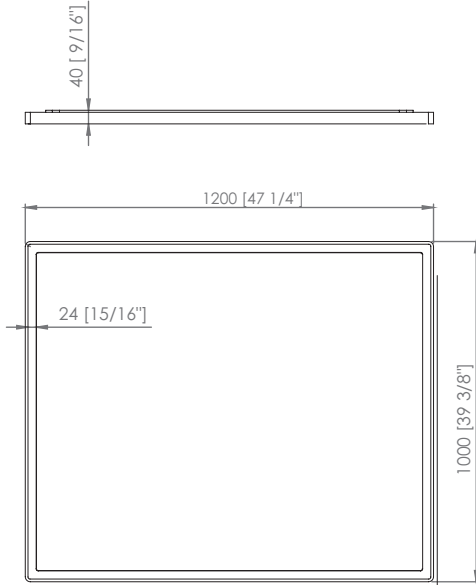
ESPEJO Ø95 ·
 Ø95 MIRROR ·
 MIROIR Ø95



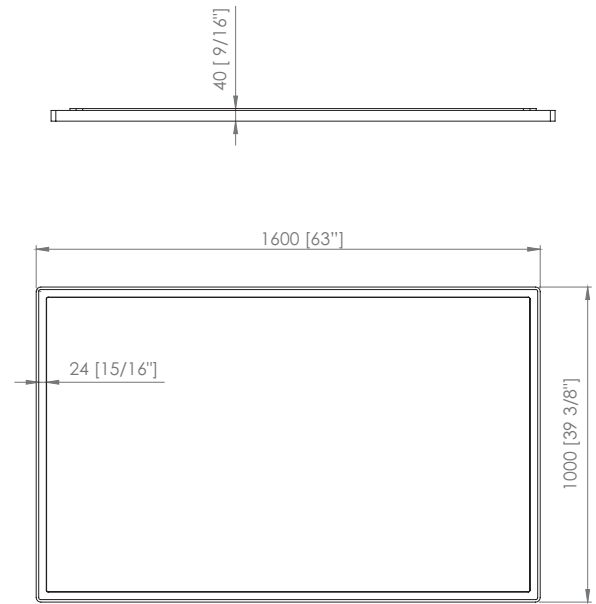
ESPEJO 80 ·
 80 MIRROR ·
 MIROIR 80



ESPEJO 120 ·
 120 MIRROR ·
 MIROIR 120



ESPEJO 160 ·
 160 MIRROR ·
 MIROIR 160



TONO

CARACTERÍSTICAS · FEATURES · CARACTERISTIQUES

CLASS

COLORES · COLOURS · COULEURS



KRON®

roble
oak
chênenogal
walnut
noyermaple
maple
maple

DATOS DE EXPEDICIÓN · EXPEDITION DATA · DONNÉES D'EXPÉDITION

	DIMENSIONES DIMENSIONS DIMENSIONS		VOLUMEN VOLUME VOLUME	PESO NETO NET WEIGHT POIDS NET	PESO BRUTO GROSS WEIGHT POIDS BRUT
Espejo 095 · Mirror 095 · Miroir 095	L	105 cm	0,33 m ³	9 Kg	10 Kg
	W	105 cm			
	H	30 cm			
Espejo 80 · Mirror 80 · Miroir 80	L	110 cm	0,29 m ³	11 Kg	12 Kg
	W	90 cm			
	H	30 cm			
Espejo 120 · Mirror 120 · Miroir 120	L	130 cm	0,42 m ³	17 Kg	18 Kg
	W	110 cm			
	H	30 cm			
Espejo 160 · Mirror 160 · Miroir 160	L	170 cm	0,56 m ³	22 Kg	24 Kg
	W	110 cm			
	H	30 cm			

TONO

ESPEJO Ø95 · MIRROR Ø95 · MIROIR Ø95

Espejo realizado en KRION® y madera maciza · KRION™ and solid wood mirror. · Miroir fabriqué en KRION® et bois massif.
Con luz · With light · Avec lumineux.



COLOR COLOUR COULEUR	REF. KEA KEA CODE CODE KEA	REF. SAP SAP CODE CODE SAP	PUNTOS POINTS POINTS
	S805700016	100200112	1.299,72
	S805700010	100199922	2.692,84
	S805700012	100199921	3.229,32
	S805700001	100199899	2.640,98

ESPEJO 80 · MIRROR 80 · MIROIR 80

Espejo realizado en KRION® y madera maciza · KRION™ and solid wood mirror. · Miroir fabriqué en KRION® et bois massif.
Con luz · With light · Avec lumineux.



COLOR COLOUR COULEUR	REF. KEA KEA CODE CODE KEA	REF. SAP SAP CODE CODE SAP	PUNTOS POINTS POINTS
	S805700015	100200122	1.435,37
	S805700002	100199946	2.211,93
	S805700009	100199963	2.708,55
	S805700008	100199962	2.168,21

ESPEJO 120 · MIRROR 120 · MIROIR 120

Espejo realizado en KRION® y madera maciza · KRION™ and solid wood mirror. · Miroir fabriqué en KRION® et bois massif.
Con luz · With light · Avec lumineux.



COLOR COLOUR COULEUR	REF. KEA KEA CODE CODE KEA	REF. SAP SAP CODE CODE SAP	PUNTOS POINTS POINTS
	S805700013	100200100	1.914,86
	S805700006	100199913	2.914,49
	S805700007	100199911	3.650,70
	S805700005	100199920	2.849,54

ESPEJO 160 · MIRROR 160 · MIROIR 160

Espejo realizado en KRION® y madera maciza · KRION™ and solid wood mirror. · Miroir fabriqué en KRION® et bois massif.
Con luz · With light · Avec lumineux.



COLOR COLOUR COULEUR	REF. KEA KEA CODE CODE KEA	REF. SAP SAP CODE CODE SAP	PUNTOS POINTS POINTS
	S805700014	100200094	2.198,80
	S805700011	100199960	3.029,80
	S805700004	100199927	3.783,71
	S805700003	100199917	2.963,30



ALMOND series

De formas suaves y redondeadas, la serie Almond transmite su esencia icónica, casi escultural, para hacer de tu baño un espacio único en el que belleza formal y ergonomía van de la mano.

Fabricada en KRION®, presenta elementos freestanding en la opción de bañera y lavabo a suelo, y ahora se completa, con la opción de lavabo de semiencastré.

With its gentle rounded shapes, the Almond series has an almost sculptural appeal, perfect for creating unique bathrooms that stand out for their formal beauty and ergonomics.

In addition to a free-standing bathtub and washbasin, this KRION™ series now features a semi-recessed washbasin.

Les formes douces et arrondies d'Almond transmettent l'essence iconique, presque sculpturale de cette série pour faire de votre salle de bains un espace unique réunissant beauté formelle et ergonomie.

Fabriquée en KRION®, elle se compose de baignoires et de lavabos freestanding à poser sur le sol et est désormais complétée par des lavabos semi-encastrés.

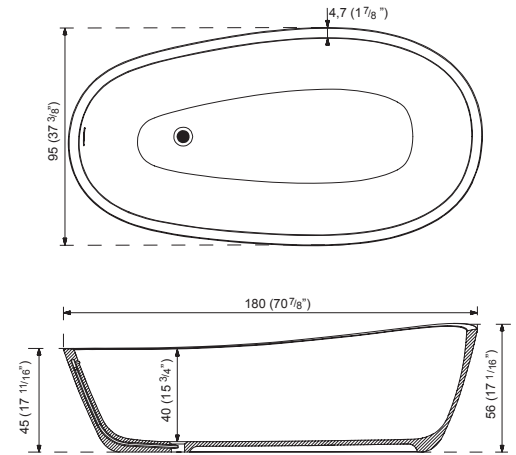


ALMOND

bañera · bath · baignoire

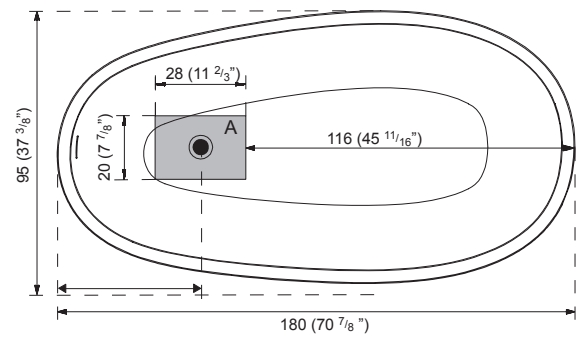
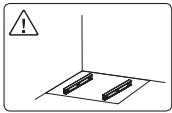
180x95 · 56h



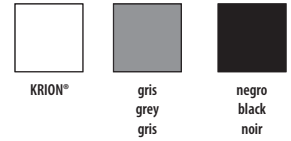


Almond Series

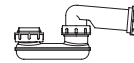
PREINSTALACIÓN · PRE-INSTALLING · PRE-INSTALLATION



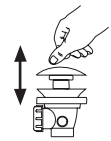
COLORES · COLOURS · COULEURS



EQUIPAMIENTO · EQUIPMENT · EQUIPEMENT



Sifón desagüe bañera
Syphon waste for bath
Siphon vidage pour baignoire



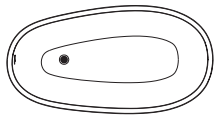
desagüe click-clack
click-clack waste
vidage click-clack

DATOS DE EXPEDICIÓN · EXPEDITION DATA · DONNÉES D'EXPÉDITION

DIMENSIONES DIMENSIONS DIMENSIONS		VOLUMEN VOLUME VOLUME	PESO NETO NET WEIGHT POIDS NET	PESO BRUTO GROSS WEIGHT POIDS BRUT
L	193 cm	1,63 m ³	146 Kg	189 Kg
W	108 cm			
H	78,2 cm			

ALMOND

180 x 95



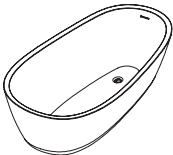
blanco KRION®
white KRION™
blanc KRION®




Volumen agua 315 l.
Water Volume 315 l.
Volume d'eau 315 l.

FREE STANDING

Desagüe click-clack KRION® · KRION™ Click-clack drain · Vidage click-clack KRION®

Sifón incluido.
Syphon included.
Siphon inclus.



COLOR COLOUR COULEUR	REF. KEA KEA CODE CODE KEA	REF. SAP SAP CODE CODE SAP	PUNTOS POINTS POINTS
	S110600001	100077261	9.430,23
	S110600009	100089198	10.013,53
	S110600005	100089188	10.013,53

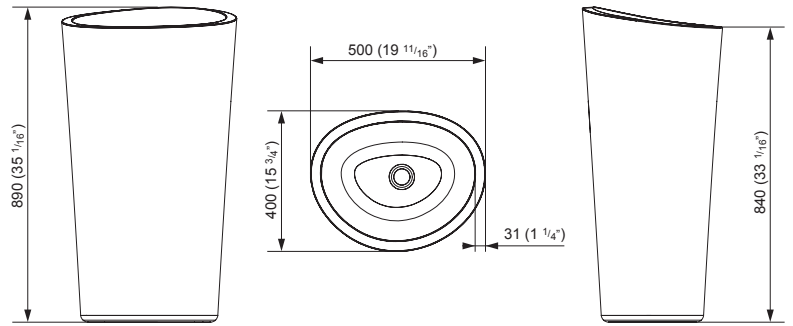
Almond Series

ALMOND

lavabo a suelo · floor standing washbasin · lavabo au sol

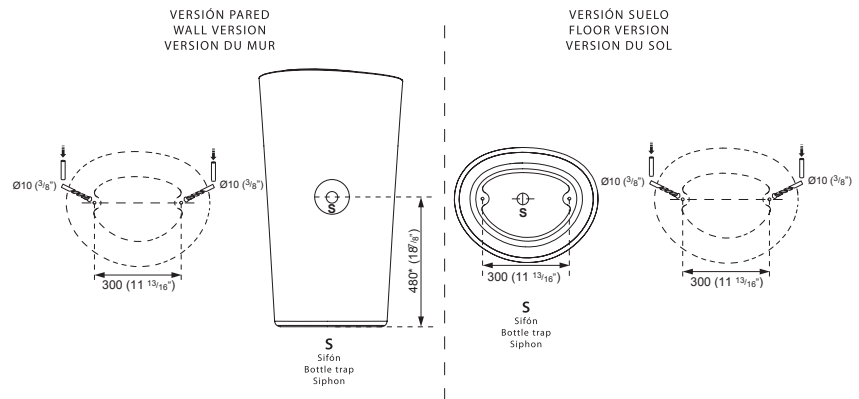
50x40 · 89h





Almond Series

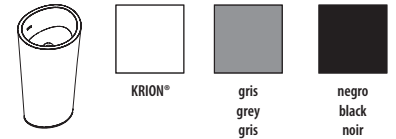
PREINSTALACIÓN · PRE-INSTALLING · PRE-INSTALLATION



* La cota varía dependiendo el sifón instalado ·
The height will vary depending on the type of syphon installed ·
La cote varie selon le siphon installé.

* Recomendable · Recommended · Reconnaté

COLORES · COLOURS · COULEURS



EQUIPAMIENTO · EQUIPMENT · EQUIPEMENT



Desagüe click-clack
Click-clack waste
Vidage click-clack

DATOS DE EXPEDICIÓN · EXPEDITION DATA · DONNÉES D'EXPÉDITION

DIMENSIONES DIMENSIONS DIMENSIONS		VOLUMEN VOLUME VOLUME	PESO NETO NET WEIGHT POIDS NET	PESO BRUTO GROSS WEIGHT POIDS BRUT
L	50 cm	0,29 m ³	38 Kg	42 Kg
W	59,5 cm			
H	98,5 cm			

ALMOND

LAVABO A SUELO KRION® 50x40x89 · KRION™ FLOOR STANDING WASHBASIN 50x40x89 ·







LAVABO AU SOL KRION® 50x40x89

Lavabo KRION® blanco · White KRION™ washbasin ·
Lavabo KRION® blanc

Desagüe click-clack KRION® · KRION™ Click-clack drain · Vidage click-clack
KRION®

Sifón con rebosadero incluido.
Syphon with overflow included.
Siphon avec trop-plein inclus.



VERSIÓN VERSION VERSION	COLOR COLOUR COULEUR	REF. KEA KEA CODE CODE KEA	REF. SAP SAP CODE CODE SAP	PUNTOS POINTS POINTS
Desagüe a pared Drain to the wall Vidage au mur S/GR		S11060002	100079068	2.937,81
		S11060004	100089190	3.277,60
		S11060008	100089192	3.277,60
Desagüe a suelo Drain to the ground Vidage au sol CEN S/GR		S11060003	100079067	3.019,23
		S11060006	100089189	3.359,02
		S11060007	100089191	3.359,02

ALMOND

lavabo semiencastre · semi-recessed washbasin · lavabo semi-encasté

48,6x38,7 · 20,8h

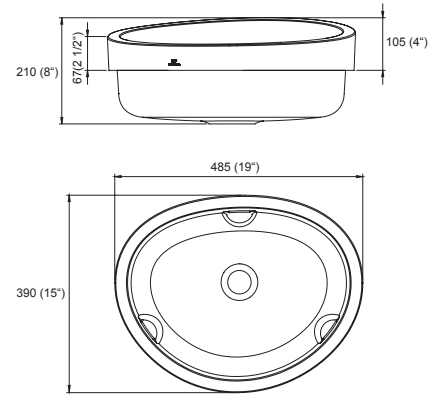
encimera · worktop · plan vasque

80 x 54 · 5h

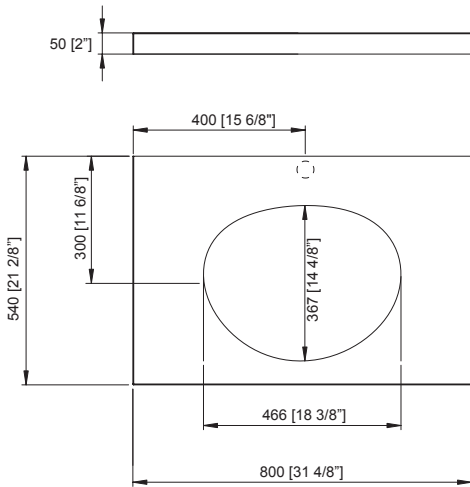
160 x 54 · 5h



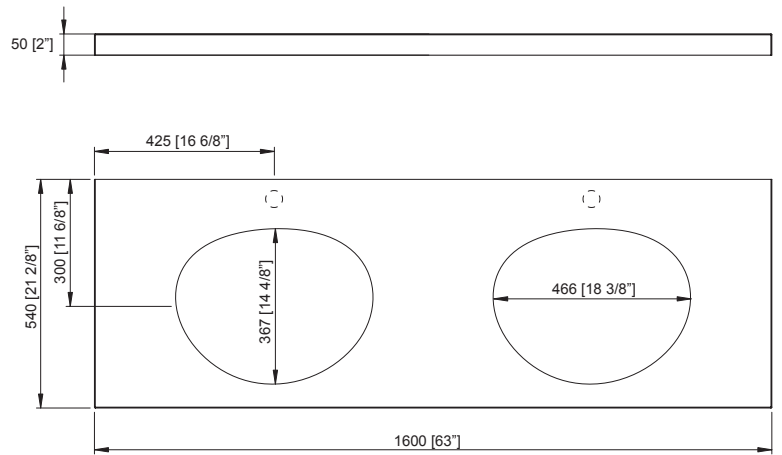
LAVABO ALMOND 48,6 x 38,7
 ALMOND 48,6 x 38,7 WASHBASIN
 LAVABO ALMOND 48,6 x 38,7



ENCIMERA ALMOND 80 x 54
 ALMOND 80 x 54 WORKTOP
 PLAN VASQUE ALMOND 80 x 54



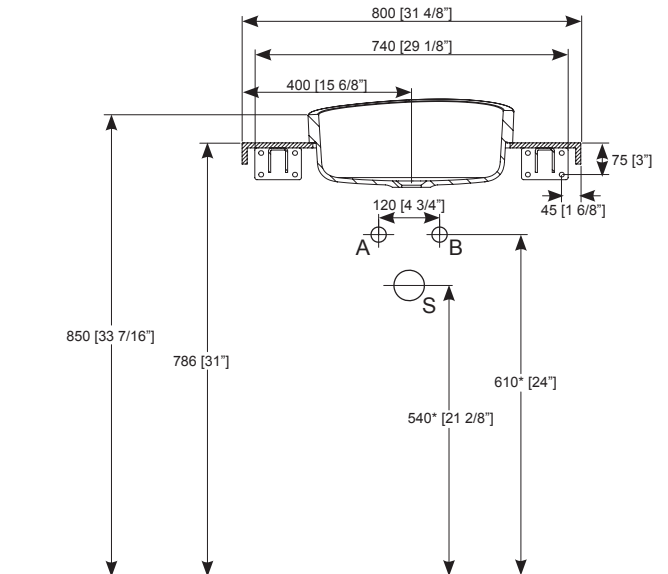
ENCIMERA ALMOND 160 x 54
 ALMOND 160 x 54 WORKTOP
 PLAN VASQUE ALMOND 160 x 54



PREINSTALACIÓN · PRE-INSTALLING · PRE-INSTALLATION

A	AGUA CALIENTE HOT WATER EAU CHAUDE	B	AGUA FRÍA COLD WATER EAU FROIDE	S	SIFÓN BOTTLE TRAP SIPHON
----------	--	----------	---------------------------------------	----------	--------------------------------

ENCIMERA ALMOND 80 x 54
 ALMOND 80 x 54 WORKTOP
 PLAN VASQUE ALMOND 80 x 54



* La cota varía dependiendo el sifón instalado ·
 The height will vary depending on the type of syphon installed ·
 La cote varie selon le siphon installé.

* Recomendable · Recommended · Reconnmandé

ALMOND

CARACTERÍSTICAS · FEATURES · CARACTERISTIQUES

CLASS

PREINSTALACIÓN · PRE-INSTALLING · PRE-INSTALLATION

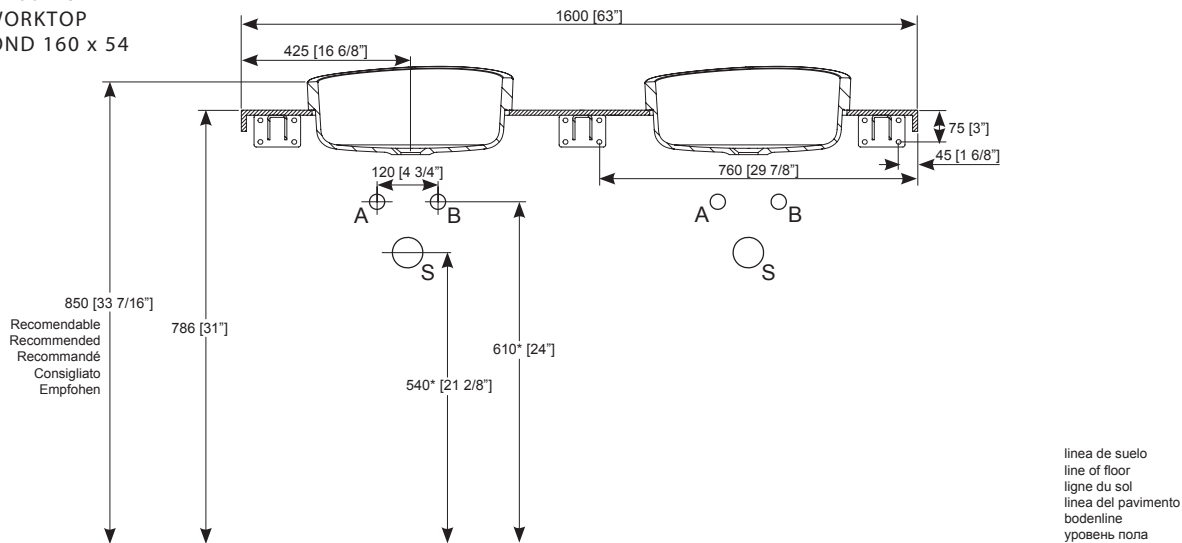
Almond Series

* La cota varía dependiendo el sifón instalado ·
The height will vary depending on the type of syphon installed ·
La cote varie selon le siphon installé.

* Recomendable · Recommended · Recommandé

A	AGUA CALIENTE HOT WATER EAU CHAUDE	B	AGUA FRÍA COLD WATER EAU FROIDE	S	SIFÓN BOTTLE TRAP SIPHON
----------	--	----------	---------------------------------------	----------	--------------------------------

ENCIMERA ALMOND 160 x 54
ALMOND 160 x 54 WORKTOP
PLAN VASQUE ALMOND 160 x 54



COLORES · COLOURS · COULEURS



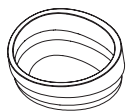
ACCESORIOS · ACCESSORIES · ACCESSOIRES



DATOS DE EXPEDICIÓN · EXPEDITION DATA · DONNÉES D'EXPÉDITION

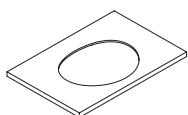
MODELO MODEL MODEL-	DIMENSIONES DIMENSIONS DIMENSIONS	VOLUMEN VOLUME VOLUME	PESO NETO NET WEIGHT POIDS NET	PESO BRUTO GROSS WEIGHT POIDS BRUT
Lavabo semiencastré ALMOND 48,6x38,7 · Semi-recessed ALMOND washbasin 48,6x38,7 · Lavabo semi-encastéré ALMOND 48,6x38,7	L 60 cm W 50 cm H 34 cm	0,10 m ³	9 kg	13 kg
Encimera ALMOND 80 · ALMOND worktop 80 · Plan vasque ALMOND ON TOP 80	L 84 cm W 57 cm H 12 cm	0,06 m ³	13 kg	15 Kg
Encimera ALMOND 160 · ALMOND worktop 160 · Plan vasque ALMOND 160	L 164 cm W 57 cm H 12 cm	0,12 m ³	22 kg	25 Kg

ALMOND

LAVABO SEMIENCASTRE KRION® 48,6X38,7 · KRION™ SEMI-RECESSED WASHBASIN 48,6X38,7 ·
LAVABO SEMI-ENCASTRÉ KRION® 48,6X38,7Lavabo de semiencastré KRION® · Semi-recessed KRION™ washbasin ·
Lavabo semi-encastré KRION®.

COLOR COLOUR COULEUR	REF. KEA KEA CODE CODE KEA	REF. SAP SAP CODE CODE SAP	PUNTOS POINTS POINTS
	S110600010	100157813	795,18

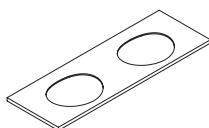
ENCIMERA KRION® 80 · KRION™ WORKTOP 80 · PLAN VASQUE KRION® 80

Encimera para instalación de un lavabo semiencastré ·
Semi-recessed Washbasin worktop · Plan Vasque pour installation d'un lavabo
semi-encastré

COLOR COLOUR COULEUR	REF. KEA KEA CODE CODE KEA	REF. SAP SAP CODE CODE SAP	PUNTOS POINTS POINTS	
	6101	S502900003	100178173	883,44
	6902	S502900004	100178174	874,95

* Lavabo no incluido · Washbasin not included · Plan Vasque ne sont pas inclus

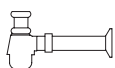
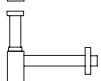
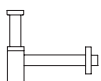
ENCIMERA KRION® 160 · KRION™ WORKTOP 160 · PLAN VASQUE KRION® 160

Encimera para instalación de un lavabo semiencastré ·
Semi-recessed Washbasin worktop · Plan Vasque pour installation d'un lavabo
semi-encastré

COLOR COLOUR COULEUR	REF. KEA KEA CODE CODE KEA	REF. SAP SAP CODE CODE SAP	PUNTOS POINTS POINTS	
	6101	S502900001	100178172	1.505,18
	6902	S502900002	100178156	1.488,20

* Lavabo no incluido · Washbasin not included · Plan Vasque ne sont pas inclus

ACCESORIOS · ACCESSORIES · ACCESSOIRES



DESCRIPCIÓN DESCRIPTION DESCRIPTION	COLOR COLOUR COULEUR	REF. KEA KEA CODE CODE KEA	REF. SAP SAP CODE CODE SAP	PUNTOS POINTS POINTS
Valvula vaciador SP s/reb. Cromo · SP chrome drain valve without overflow · Vanne d'écoulement SP sans trop-plein chromée		S809500080	100106053	41,37
		S809500092	100143622	80,51
Sifon square SP cromo · SP chrome square siphon · Siphon square SP chromée		S809500079	100106046	224,16
Sifon round SP cromo · SP chrome round siphon · Siphon round SP chromée		S809500078	100106048	131,18
Sifon botella cromo · Bottle chrome syphon · Siphon bouteille chromée		S809500077	100106045	43,72



ARO series

El agua es el elemento central de esta serie inspirada en la ceremonia del té japonés. De ahí, las profundas formas cóncavas de los diferentes elementos de la colección ARO, que recuerdan a los boles de porcelana utilizados en este rito. Bajo esta premisa, estudi{H}ac redefine una tradición ancestral con un diseño moderno al que da forma un material tan innovador como el compacto mineral KRION® a base de líneas sutiles, naturales y limpias, concretadas en figuras semicirculares de tacto cálido.

Una franja plana en forma de aro enmarca los diferentes elementos, recordando las manos de quien ofrece el té al invitado, de igual forma que el baño ofrece el agua para uso íntimo y personal.

Water is the central element of this series inspired by the Japanese tea ceremony. The deep concave shapes of the different elements of the ARO collection are reminiscent of the porcelain bowls used in this ritual. Under this premise, estudi{H}ac redefines an ancestral tradition with a modern design which shapes the innovative material of the compact mineral KRION™, based on subtle, natural and clean lines in semi-circular forms which are warm to the touch.

A flat strip in the shape of a ring marks the different elements, evoking the hands of the host offering tea to their guest, in the same way as the bath offers water for intimate personal use.

L'eau est l'élément central de cette série inspirée de la cérémonie du thé japonais. D'où les profondes formes concaves des différents éléments de la collection ARO, qui rappellent les bols en porcelaine utilisés à l'occasion de ce rite. C'est dans cet esprit que estudi{H}ac revisite une tradition ancestrale avec un design moderne auquel donne vie un matériau aussi innovant que le minéral compact KRION® sur la base de lignes subtiles, naturelles et pures s'exprimant sous forme de figures semi-circulaires agréables au toucher.

Une bande plate en forme d'anneau entoure les différents éléments, évoquant les mains de celui qui offre le thé à l'invité, tout comme la salle de bain offre l'eau pour un usage intime et personnel.



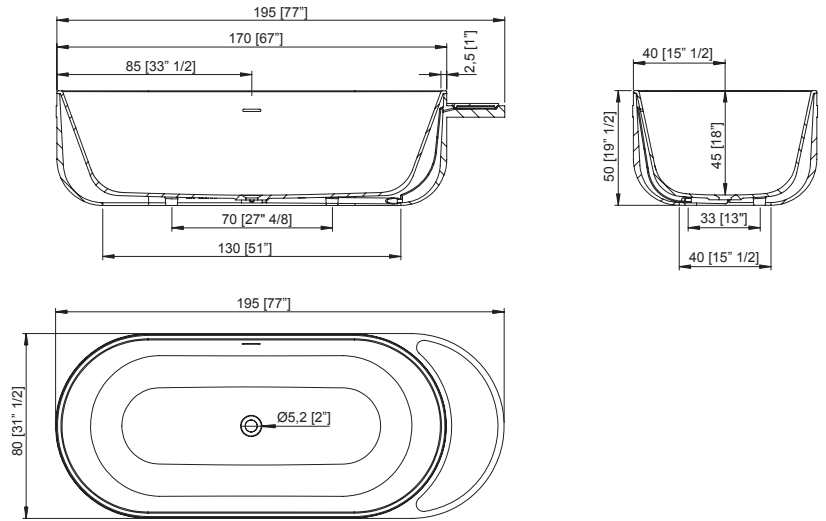
ARO

bañera · bath · baignoire

195x80 · 50h

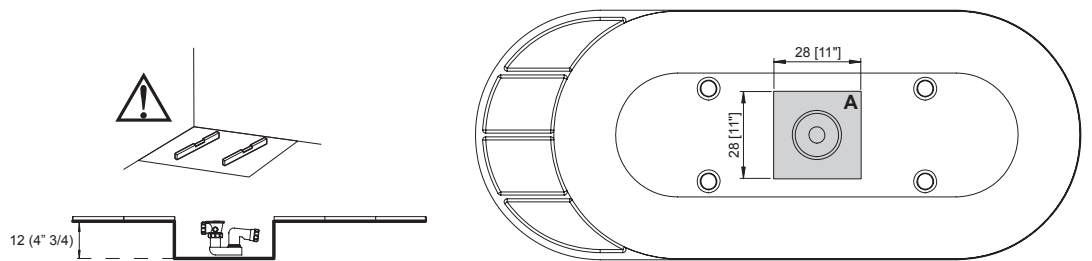
Aro Series





Aro Series

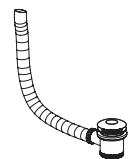
PREINSTALACIÓN · PRE-INSTALLING · PRE-INSTALLATION



COLORES · COLOURS · COULEURS



EQUIPAMIENTO · EQUIPMENT · EQUIPEMENT



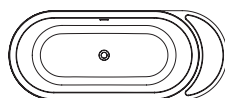
Kit desague EPOQUE / MODUL
EPOQUE / MODUL drain Kit
Kit vidage EPOQUE / MODUL

DATOS DE EXPEDICIÓN · EXPEDITION DATA · DONNÉES D'EXPÉDITION

DIMENSIONES DIMENSIONS DIMENSIONS	VOLUMEN VOLUME VOLUME	PESO NETO NET WEIGHT POIDS NET	PESO BRUTO GROSS WEIGHT POIDS BRUT
L 203 cm	1,03 m ³	150 Kg	165 Kg
W 88 cm			
H 57,5 cm			

ARO

195 x 80



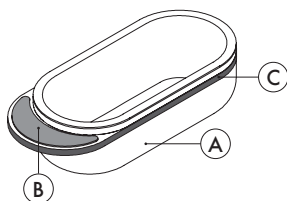
blanco KRION®
white KRION™
blanc KRION®

Volumen agua 294 l.
Water volume 294 l.
Volume d'eau 294 l.

FREE STANDING

Kit desagüe EPOQUE / MODUL - EPOQUE /
MODUL drain Kit -
Kit vidage EPOQUE / MODUL

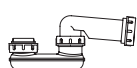
Sifón no incluido.
Syphon not included.
Siphon no inclus.



A	B	C	REF. KEA KEA CODE CODE KEA	REF. SAP SAP CODE CODE SAP	PUNTOS POINTS POINTS	
□	□	□	S127700007	100170992	7.627,11	
		■	S127700012	100170997	8.505,06	
		■	S127700015	100171029	8.505,06	
		■	S127700016	100171033	8.505,06	
		■	S127700013	100171032	8.505,06	
		■	S127700014	100171043	8.505,06	
	□	■	□	S127700008	100170993	7.709,24
			■	S127700010	100170999	8.587,18
			■	S127700023	100171036	8.587,18
			■	S127700024	100171052	8.587,18
			■	S127700021	100171060	8.587,18
			■	S127700022	100171035	8.587,18
	□	■	□	S127700009	100171031	7.755,78
			■	S127700011	100170998	8.633,73
			■	S127700019	100171050	8.633,73
			■	S127700020	100171051	8.633,73
			■	S127700017	100171044	8.633,73
			■	S127700018	100171034	8.633,73

Aro Series

ACCESORIOS · ACCESSORIES · ACCESSOIRES



DESCRIPCIÓN DESCRIPTION DESCRIPTION	REF. KEA KEA CODE CODE KEA	REF. SAP SAP CODE CODE SAP	PUNTOS POINTS POINTS
Sifón desagüe bañera NEXT D40 · Syphon waste for bath NEXT D40 · Siphon vidage pour vaignoire NEXT D40	S904612586	250023889	8,57

ARO

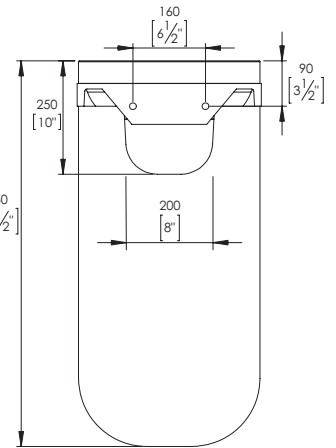
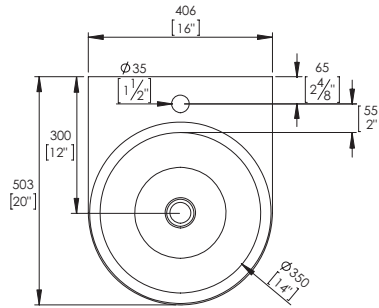
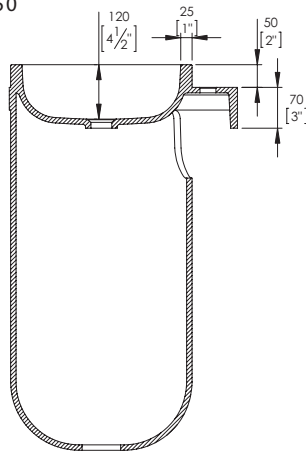
lavabo a suelo · floor standing washbasin · lavabo au sol

40x50 · 85h

Aro Series

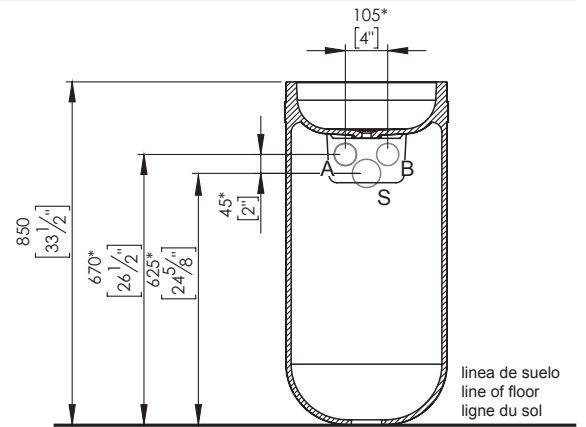


40 x 50



PREINSTALACIÓN · PRE-INSTALLING · PRE-INSTALLATION

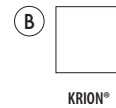

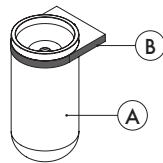
- A** AGUA CALIENTE
HOT WATER
EAU CHAUDE
- B** AGUA FRÍA
COLD WATER
EAU FROIDE
- S** SIFÓN
BOTTLE TRAP
SIPHON



* La cota varía dependiendo el sifón instalado ·
The height will vary depending on the type of syphon installed ·
La cote varie selon le siphon installé.

* Recomendable · Recommended · Recommandé

COLORES · COLOURS · COULEURS



negro
black
noir

naranja
orange
orange

verde
green
vert

azul
blue
bleu

beige
beige
beige

EQUIPAMIENTO · EQUIPMENT · EQUIPEMENT



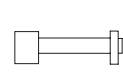
Valvula vaciador SP s/reb.
SP drain valve without overflow
Vanne d'écoulement SP sans trop-plein



chromo
chrome
chromée



blanco
white
blanc



Sifon compacto
Compact siphon
Siphon compact



chromo
chrome
chromée

DATOS DE EXPEDICIÓN · EXPEDITION DATA · DONNÉES D'EXPÉDITION

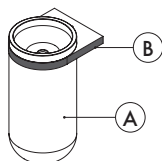
DIMENSIONES DIMENSIONS DIMENSIONS	VOLUMEN VOLUME VOLUME	PESO NETO NET WEIGHT POIDS NET	PESO BRUTO GROSS WEIGHT POIDS BRUT
L 48 cm	0,26 m ³	29 Kg	43 Kg
W 57,5 cm			
H 92,5 cm			

ARO

LAVABO A SUELO KRION® 40x50x85 · KRION™ FLOOR STANDING WASHBASIN 40x50x85 ·

LAVABO AU SOL KRION® 40x50x85


Lavabo KRION® · KRION™ washbasin · Lavabo KRION®



A	B	REF. KEA KEA CODE CODE KEA	REF. SAP SAP CODE CODE SAP	PUNTOS POINTS POINTS
		S502700019	100170922	2.645,37
		S502700020	100170916	3.006,02
		S502700021	100170899	3.006,02
		S502700024	100170923	3.006,02
		S502700022	100170932	3.006,02
		S502700023	100170933	3.006,02

Aro Series

ACCESORIOS · ACCESSORIES · ACCESSOIRES



DESCRIPCIÓN DESCRIPTION DESCRIPTION	COLOR COLOUR COULEUR	REF. KEA KEA CODE CODE KEA	REF. SAP SAP CODE CODE SAP	PUNTOS POINTS POINTS
Valvula vaciador SP s/reb. Cromo · SP chrome drain valve without overflow · Vanne d'écoulement SP sans trop-plein chromée		S809500080	100106053	41,37
		S809500092	100143622	80,51
Sifon compacto cromo + espaciador · Compact chrome siphon + spacer · Siphon compact chromée + spacer		S809500096	100173598	281,09

ARO

lavabo suspendido · wall-hung washbasin · lavabo suspendu

40x50 · 30h

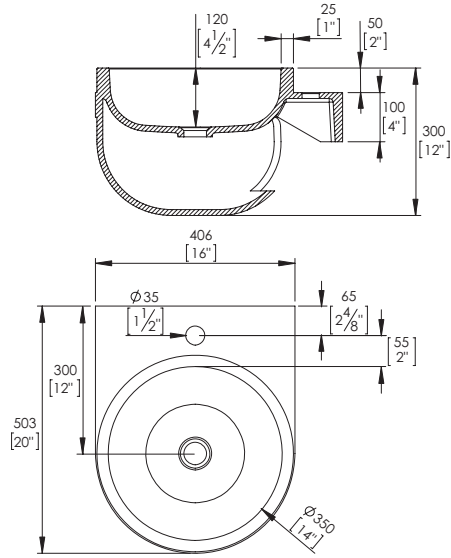
80x50 · 30h

130x50 · 30h

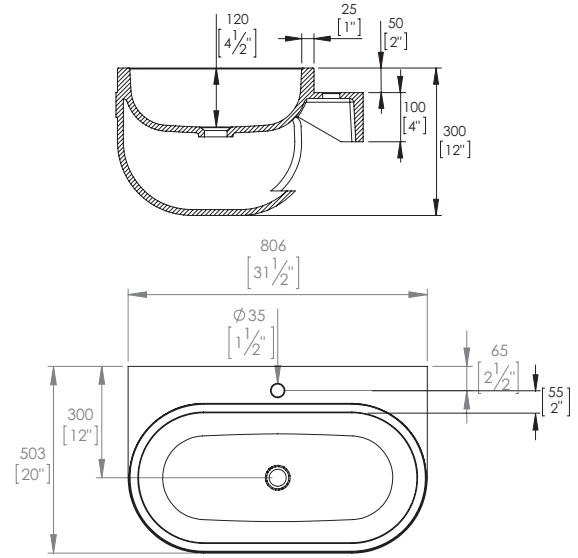
Aro Series



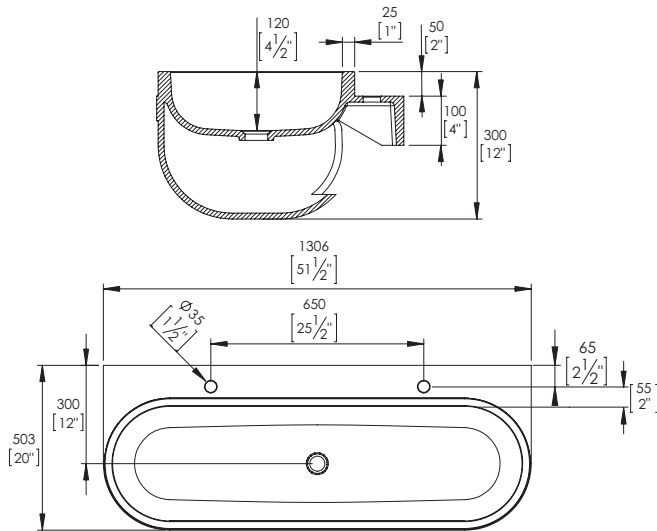
40 x 50



80 x 50



130 x 50

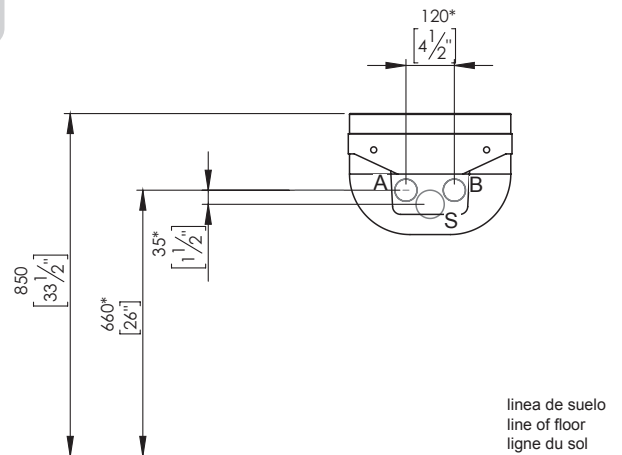


Aro Series

PREINSTALACIÓN · PRE-INSTALLING · PRE-INSTALLATION

A	AGUA CALIENTE HOT WATER EAU CHAUDE	B	AGUA FRÍA COLD WATER EAU FROIDE	S	SIFÓN BOTTLE TRAP SIPHON
----------	--	----------	---------------------------------------	----------	--------------------------------

40 x 50



* La cota varía dependiendo el sifón instalado ·
The height will vary depending on the type of syphon installed ·
La cote varie selon le siphon installé.

* Recomendable · Recommended · Reconnaté

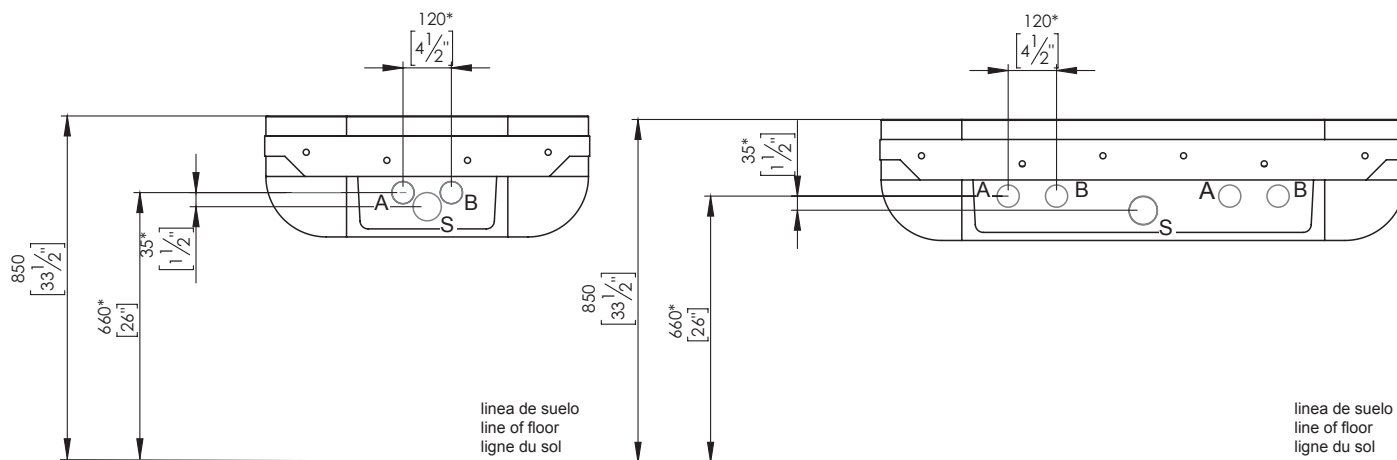
línea de suelo
line of floor
ligne du sol

PREINSTALACIÓN · PRE-INSTALLING · PRE-INSTALLATION

80 x 50

130 x 50

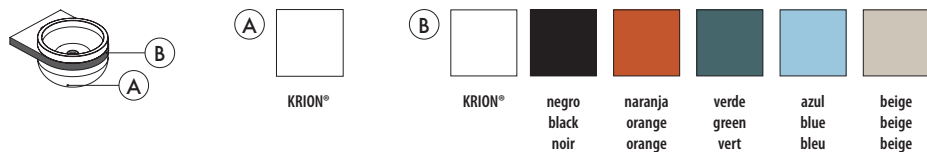
Aro Series



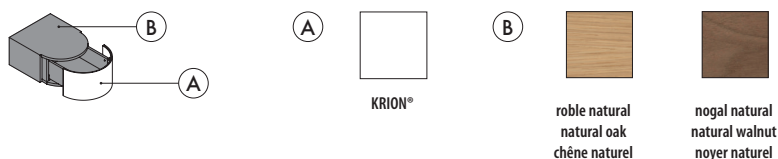

* La cota varía dependiendo el sifón instalado ·
The height will vary depending on the type of syphon installed ·
La cote varie selon le siphon installé.

* Recomendable · Recommended · Reconnagé

COLORES · COLOURS · COULEURS



EQUIPAMIENTO · EQUIPMENT · EQUIPEMENT

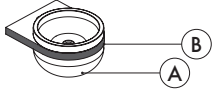


MODELO MODEL MODEL	DIMENSIONES DIMENSIONS DIMENSIONS	VOLUMEN VOLUME VOLUME	PESO NETO NET WEIGHT POIDS NET	PESO BRUTO GROSS WEIGHT POIDS BRUT
Lavabo suspendido ARO 40x50 · ARO wall-hung washbasin washbasin 40x50 · Lavabo suspendu ARO 40x50	L 48 cm W 57,5 cm H 37,5 cm	0,10 m ³	15 Kg	19,5 Kg
Lavabo suspendido ARO 80x50 · ARO wall-hung hand basin washbasin 80x50 · Lave-mains suspendu ARO 80x50	L 88 cm W 57,5 cm H 37,5 cm	0,19 m ³	27 Kg	37,5 Kg
Lavabo suspendido ARO 130x50 · ARO wall-hung hand basin washbasin 130x50 · Lave-mains suspendu ARO 130x50	L 138 cm W 57,5 cm H 37,5 cm	0,30 m ³	41,5 Kg	54 Kg
Mueble Aro 40 · Aro 40 bathroom unit · Meuble Aro 40	L 53 cm W 62,7 cm H 36 cm	0,11 m ³	13,5 Kg	15,5 Kg
Mueble Aro 80 · Aro 80 bathroom unit · Meuble Aro 80	L 93 cm W 62,7 cm H 36 cm	0,20 m ³	23,5 Kg	26,0 Kg
Mueble Aro 130 · Aro 130 bathroom unit · Meuble Aro 130	L 143 cm W 62,7 cm H 36 cm	0,32 m ³	35,7 Kg	38,7 Kg

ARO

LAVABO SUSPENDIDO KRION® 40x50 · KRION™ WALL-HUNG WASHBASIN 40x50 · LAVABO SUSPENDU KRION® 40x50

Lavabo KRION® · KRION™ washbasin · Lavabo KRION®

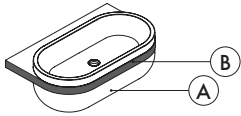


Aro Series

A	B	REF. KEA KEA CODE CODE KEA	REF. SAP SAP CODE CODE SAP	PUNTOS POINTS POINTS
		S502700007	100170893	1.013,17
		S502700017	100170895	1.202,45
		S502700006	100170894	1.202,45
		S502700016	100170920	1.202,45
		S502700005	100170889	1.202,45
		S502700001	100170912	1.202,45

LAVABO KRION® 80x50 · KRION™ WALL-HUNG WASHBASIN 80x50 · LAVE-MAINS SUSPENDU KRION® 80x50

Lavamanos KRION® · KRION™ washbasin · Lave-mains KRION®.



A	B	REF. KEA KEA CODE CODE KEA	REF. SAP SAP CODE CODE SAP	PUNTOS POINTS POINTS
		S502700018	100170898	1.486,26
		S502700003	100170908	1.707,46
		S502700004	100170907	1.707,46
		S502700002	100170909	1.707,46
		S502700015	100170913	1.707,46
		S502700008	100170897	1.707,46

ACCESORIOS · ACCESSORIES · ACCESSOIRES



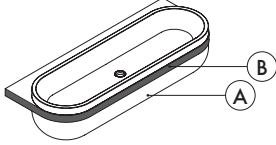
DESCRIPCIÓN DESCRIPTION DESCRIPTION	COLOR COLOUR COULEUR	REF. KEA KEA CODE CODE KEA	REF. SAP SAP CODE CODE SAP	PUNTOS POINTS POINTS
Valvula vaciador SP s/reb. Cromo · SP chrome drain valve without overflow · Vanne d'écoulement SP sans trop-plein chromée		S809500080	100106053	41,37
		S809500092	100143622	80,51
Sifon compacto cromo + espaciador · Compact chrome siphon + spacer · Siphon compact chromée + spacer		S809500096	100173598	281,09



ARO

LAVABO KRION® 130x50 · KRION™ WALL-HUNG WASHBASIN 130x50 · LAVE-MAINS SUSPENDU KRION® 130x50

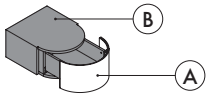
Lavamanos KRION® · KRION™ washbasin · Lave-mains KRION®.



A	B	REF. KEA KEA CODE CODE KEA	REF. SAP SAP CODE CODE SAP	PUNTOS POINTS POINTS
		S502700012	100170921	1.861,14
		S502700010	100170896	2.104,76
		S502700011	100170930	2.104,76
		S502700009	100170931	2.104,76
		S502700014	100170914	2.104,76
		S502700013	100170915	2.104,76

Aro Series

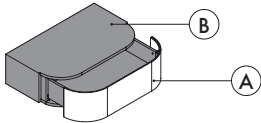
ACCESORIOS 40x50x23h · ACCESSORIES 40x50x23h · ACCESSOIRES 40x50x23h



DESCRIPCIÓN DESCRIPTION DESCRIPTION	A	B	REF. KEA KEA CODE CODE KEA	REF. SAP SAP CODE CODE SAP	PUNTOS POINTS POINTS
Cajón Aro 40 · Aro 40 drawer · Tiroir Aro 40			S804800006	100172859	1.559,92
			S804800005	100172877	1.590,27

* Se aconseja para lavabo suspendido ARO 40 · It's advised to ARO 40 wall-hung washbasin · Il est conseillé de lavabo suspendu ARO 40.

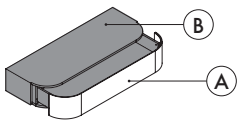
ACCESORIOS 80x50x23h · ACCESSORIES 80x50x23h · ACCESSOIRES 80x50x23h



DESCRIPCIÓN DESCRIPTION DESCRIPTION	A	B	REF. KEA KEA CODE CODE KEA	REF. SAP SAP CODE CODE SAP	PUNTOS POINTS POINTS
Cajón Aro 80 · Aro 80 drawer · Tiroir Aro 80			S804800003	100172865	1.941,92
			S804800004	100172864	1.966,23

* Se aconseja para lavabo suspendido ARO 80 · It's advised to ARO 80 wall-hung washbasin · Il est conseillé de lavabo suspendu ARO 80.


ACCESORIOS 130x50x23h · ACCESSORIES 130x50x23h · ACCESSOIRES 130x50x23h



DESCRIPCIÓN DESCRIPTION DESCRIPTION	A	B	REF. KEA KEA CODE CODE KEA	REF. SAP SAP CODE CODE SAP	PUNTOS POINTS POINTS
Cajón Aro 130 · Aro 130 drawer · Tiroir Aro 130			S804800002	100172876	2.458,86
			S804800001	100172875	2.495,36

* Se aconseja para lavabo suspendido ARO 130 · It's advised to ARO 130 wall-hung washbasin · Il est conseillé de lavabo suspendu ARO 130.

ACCESORIOS · ACCESSORIES · ACCESSOIRES



DESCRIPCIÓN DESCRIPTION DESCRIPTION	COLOR COLOUR COULEUR	REF. KEA KEA CODE CODE KEA	REF. SAP SAP CODE CODE SAP	PUNTOS POINTS POINTS
Valvula vaciador SP s/reb. Cromo · SP chrome drain valve without overflow · Vanne d'écoulement SP sans trop-plein chromée		S809500080	100106053	41,37
		S809500092	100143622	80,51
Sifon compacto cromo + espaciador · Compact chrome siphon + spacer · Siphon compact chromée + spacer		S809500096	100173598	281,09

ARO

lavabo on top · on top hand basin · lavabo on top

Ø45 · 18h

encimera on top · on top worktop · plan vasque on top

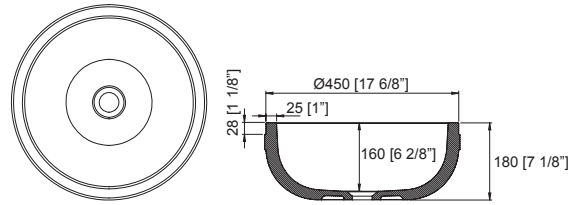
80 x 55 · 5h

130 x 55 · 5h

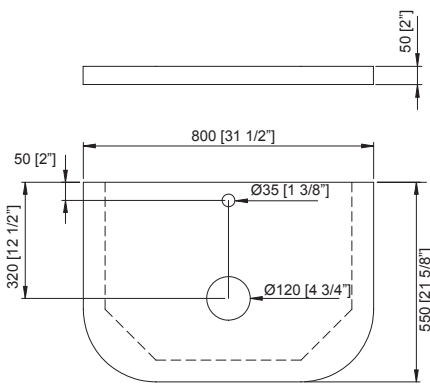
Aro Series



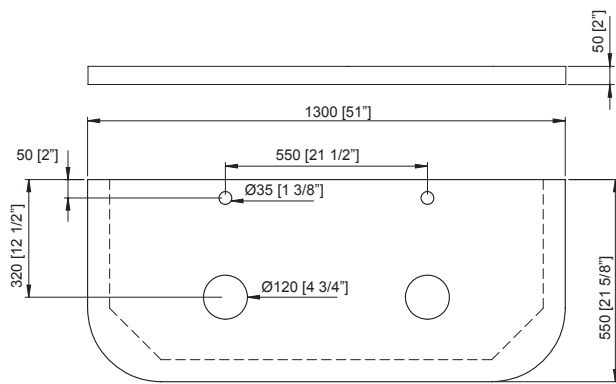
LAVABO ARO ON TOP Ø45 · 18h
 ARO ON TOP Ø45 · 18h HAND BASINS
 LAVABO ARO ON TOP Ø45 · 18h



ENCIMERA ARO ON TOP 80 x 55
 ARO ON TOP 80 x 55 WORKTOP
 PLAN VASQUE ARO ON TOP 80 x 55



ENCIMERA ARO ON TOP 130 x 55 (DOUBLE, DER, IZQ)
 ARO ON TOP 130 x 55 WORKTOP (DOUBLE, RIGHT, LEFT)
 PLAN VASQUE ARO ON TOP 130 x 55 (DOUBLE, DROITE, GAUCHE)

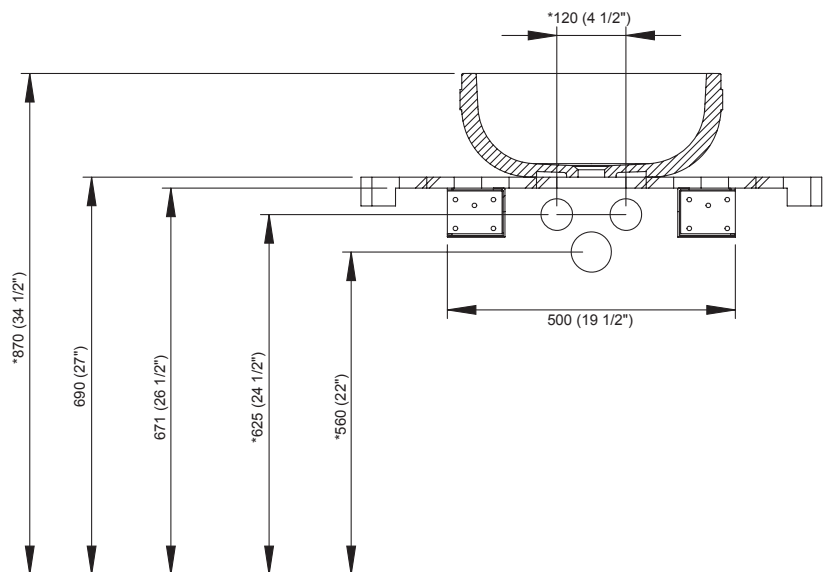


Aro Series

PREINSTALACIÓN · PRE-INSTALLING · PRE-INSTALLATION

A	AGUA CALIENTE HOT WATER EAU CHAUDE	B	AGUA FRÍA COLD WATER EAU FROIDE	S	SIFÓN BOTTLE TRAP SIPHON
----------	--	----------	---------------------------------------	----------	--------------------------------

ENCIMERA ARO ON TOP 80 x 55
 ARO ON TOP 80 x 55 WORKTOP
 PLAN VASQUE ARO ON TOP 80 x 55



* La cota varía dependiendo el sifón instalado ·
 The height will vary depending on the type of syphon installed ·
 La cote varie selon le siphon installé.

* Recomendable · Recommended · Recommandé

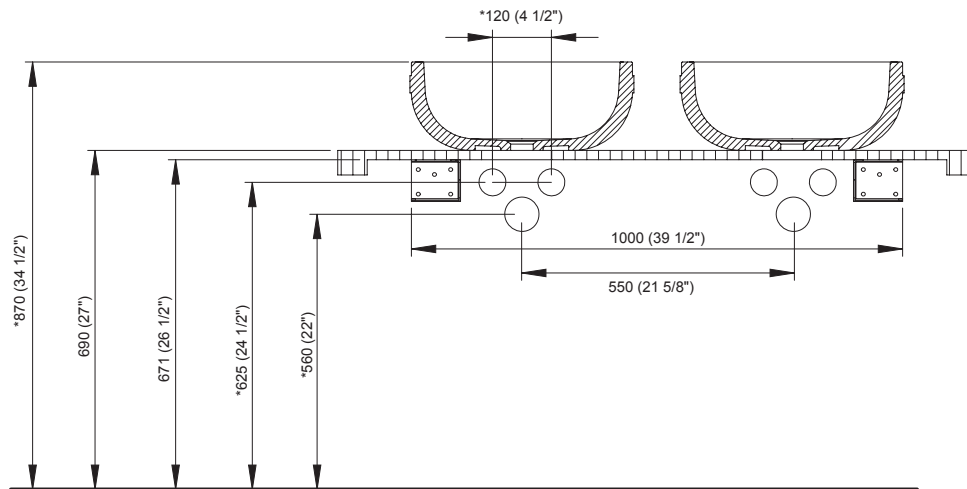
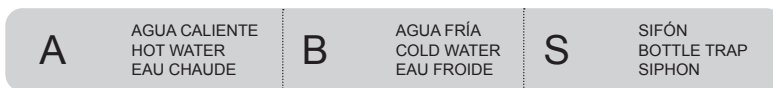
ARO

CARACTERÍSTICAS · FEATURES · CARACTERISTIQUES

CLASS

PREINSTALACIÓN · PRE-INSTALLING · PRE-INSTALLATION

ENCIMERA ARO ON TOP 130 x 55 (DOBLE, DER, IZQ)
 ARO ON TOP 130 x 55 WORKTOP (DOUBLE, RIGHT, LEFT)
 PLAN VASQUE ARO ON TOP 130 x 55
 (DOUBLE, DROITE, GAUCHE)



* La cota varía dependiendo el sifón instalado ·
 The height will vary depending on the type of syphon installed ·
 La cote varie selon le siphon installé.

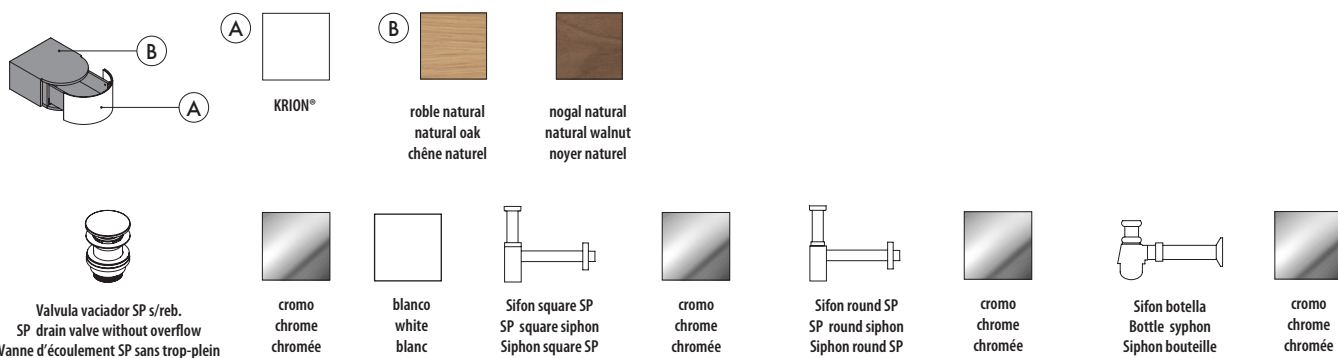
* Recomendable · Recommended · Recommandé

Aro Series

COLORES · COLOURS · COULEURS



ACCESORIOS · ACCESSORIES · ACCESSOIRES

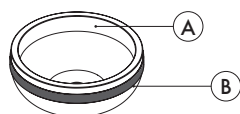


DATOS DE EXPEDICIÓN · EXPEDITION DATA · DONNÉES D'EXPÉDITION

MODELO MODEL MODEL	DIMENSIONES DIMENSIONS DIMENSIONS	VOLUMEN VOLUME VOLUME	PESO NETO NET WEIGHT POIDS NET	PESO BRUTO GROSS WEIGHT POIDS BRUT
Lavabo ARO ON TOP 045 · 18h · ARO ON TOP 045 · 18h Hand basins · Lavabo ARO ON TOP 045 · 18h	L 53 cm W 53 cm H 25,5 cm	0,07 m ³	14 Kg	18,5 Kg
Encimera ARO ON TOP 80 x 55 · ARO ON TOP 80 x 55 worktop · Plan vasque ARO ON TOP 80 x 55	L 101 cm W 66 cm H 16 cm	0,11 m ³	10 Kg	12 Kg
Encimera ARO ON TOP 130 x 55 · ARO ON TOP 130 x 55 worktop · Plan vasque ARO ON TOP 130 x 55	L 151 cm W 66 cm H 16 cm	0,16 m ³	14,5 Kg	17,5 Kg

ARO

LAVABO KRION® Ø45 · KRION™ HAND BASIN Ø45 · LAVABO KRION® Ø45

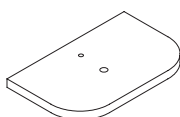
Lavabo KRION® · KRION™ hand basin ·
Plans vasque KRION®.

A	B	REF. KEA KEA CODE CODE KEA	REF. SAP SAP CODE CODE SAP	PUNTOS POINTS POINTS
		S502800003	100170917	987,00
		S502800005	100170942	1.138,44
		S502800006	100170924	1.138,44
		S502800004	100170925	1.138,44
		S502800002	100170940	1.138,44
		S502800001	100170941	1.138,44

* Para encimera Aro On Top 80 y Encimera Aro On Top 130.
 * For Aro On Top 80 worktop and Aro On Top 130 worktop.
 * Pour plan vasque Aro On Top 80 et plan vasque Aro On Top 130.

Aro Series

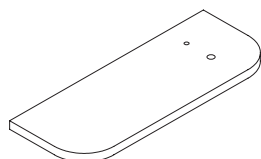
ENCIMERA ON TOP MADERA 80 · WOOD ON TOP WORKTOP 80 · PLAN VASQUE ON TOP BOIS 80

Encimera para instalación de un lavabo on top · Top washbasin worktop ·
Plan Vasque pour installation d'un lavabo Top

COLOR COLOUR COULEUR	REF. KEA KEA CODE CODE KEA	REF. SAP SAP CODE CODE SAP	PUNTOS POINTS POINTS
	S502600002	100170283	553,01
	S502600001	100170269	583,33

* Lavabo no incluido · Washbasin not included · Plan Vasque ne sont pas inclus

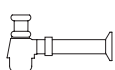
ENCIMERA ON TOP MADERA 130, DERECHA · WOOD ON TOP WORKTOP 130, RIGHT · PLAN VASQUE ON TOP BOIS 130, DROITE

Encimera para instalación de un lavabo on top · Top washbasin worktop ·
Plan Vasque pour installation d'un lavabo Top

COLOR COLOUR COULEUR	REF. KEA KEA CODE CODE KEA	REF. SAP SAP CODE CODE SAP	PUNTOS POINTS POINTS
	S502600004	100170292	759,60
	S502600003	100170284	808,19

* Lavabo no incluido · Washbasin not included · Plan Vasque ne sont pas inclus

ACCESORIOS · ACCESSORIES · ACCESSOIRES

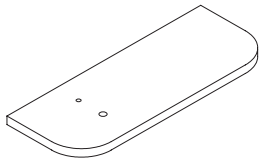


DESCRIPCIÓN DESCRIPTION DESCRIPTION	COLOR COLOUR COULEUR	REF. KEA KEA CODE CODE KEA	REF. SAP SAP CODE CODE SAP	PUNTOS POINTS POINTS
Valvula vaciador SP s/reb. Cromo · SP chrome drain valve without overflow · Vanne d'écoulement SP sans trop-plein chromée		S809500080	100106053	41,37
		S809500092	100143622	80,51
Sifon square SP cromo · SP chrome square siphon · Siphon square SP chromée		S809500079	100106046	224,16
Sifon round SP cromo · SP chrome round siphon · Siphon round SP chromée		S809500078	100106048	131,18
Sifon botella cromo · Bottle chrome syphon · Siphon bouteille chromée		S809500077	100106045	43,72

ARO

ENCIMERA ON TOP MADERA 130, IZQUIERDA · WOOD ON TOP WORKTOP 130, LEFT · PLAN VASQUE ON TOP BOIS 130, GAUCHE

Encimera para instalación de un lavabo on top · Top washbasin worktop · Plan Vasque pour installation d'un lavabo Top



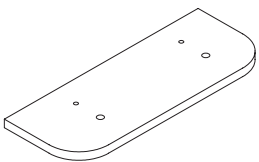
COLOR COLOUR COULEUR	REF. KEA KEA CODE CODE KEA	REF. SAP SAP CODE CODE SAP	PUNTOS POINTS POINTS
	S502600006	100170272	759,60
	S502600005	100170300	808,19

* Lavabo no incluido · Washbasin not included · Plan Vasque ne sont pas inclus

Aro Series

ENCIMERA ON TOP MADERA 130 · WOOD ON TOP WORKTOP 130 · PLAN VASQUE ON TOP BOIS 130

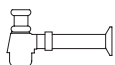
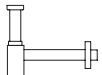
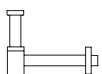
Encimera para instalación de dos lavabos On Top · Top washbasin worktop · Plan Vasque pour installation 2 vasques Top



COLOR COLOUR COULEUR	REF. KEA KEA CODE CODE KEA	REF. SAP SAP CODE CODE SAP	PUNTOS POINTS POINTS
	S502600008	100170285	759,60
	S502600007	100170301	808,19

* Lavabo no incluido · Washbasin not included · Plan Vasque ne sont pas inclus

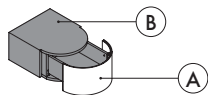
ACCESORIOS · ACCESSORIES · ACCESSOIRES



DESCRIPCIÓN DESCRIPTION DESCRIPTION	COLOR COLOUR COULEUR	REF. KEA KEA CODE CODE KEA	REF. SAP SAP CODE CODE SAP	PUNTOS POINTS POINTS
Valvula vaciador SP s/reb. Cromo · SP chrome drain valve without overflow · Vanne d'écoulement SP sans trop-plein chromée		S809500080	100106053	41,37
		S809500092	100143622	80,51
Sifon square SP cromo · SP chrome square siphon · Siphon square SP chromée		S809500079	100106046	224,16
Sifon round SP cromo · SP chrome round siphon · Siphon round SP chromée		S809500078	100106048	131,18
Sifon botella cromo · Bottle chrome syphon · Siphon bouteille chromée		S809500077	100106045	43,72

ARO

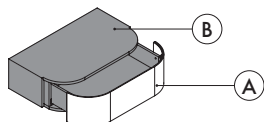
ACCESORIOS 40x50x23h · ACCESSORIES 40x50x23h · ACCESSOIRES 40x50x23h



DESCRIPCIÓN DESCRIPTION DESCRIPTION	A	B	REF. KEA KEA CODE CODE KEA	REF. SAP SAP CODE CODE SAP	PUNTOS POINTS POINTS
Cajón Aro 40 · Aro 40 drawer · Tiroir Aro 40			S804800006	100172859	1.559,92
			S804800005	100172877	1.590,27

* Se aconseja para lavabo suspendido ARO 40 · It's advised to ARO 40 wall-hung washbasin · Il est conseillé de lavabo suspendu ARO 40.

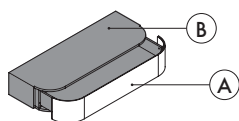
ACCESORIOS 80x50x23h · ACCESSORIES 80x50x23h · ACCESSOIRES 80x50x23h



DESCRIPCIÓN DESCRIPTION DESCRIPTION	A	B	REF. KEA KEA CODE CODE KEA	REF. SAP SAP CODE CODE SAP	PUNTOS POINTS POINTS
Cajón Aro 80 · Aro 80 drawer · Tiroir Aro 80			S804800003	100172865	1.941,92
			S804800004	100172864	1.966,23

* Se aconseja para lavabo suspendido ARO 80 · It's advised to ARO 80 wall-hung washbasin · Il est conseillé de lavabo suspendu ARO 80.

ACCESORIOS 130x50x23h · ACCESSORIES 130x50x23h · ACCESSOIRES 130x50x23h



DESCRIPCIÓN DESCRIPTION DESCRIPTION	A	B	REF. KEA KEA CODE CODE KEA	REF. SAP SAP CODE CODE SAP	PUNTOS POINTS POINTS
Cajón Aro 130 · Aro 130 drawer · Tiroir Aro 130			S804800002	100172876	2.458,86
			S804800001	100172875	2.495,36

* Se aconseja para lavabo suspendido ARO 130 · It's advised to ARO 130 wall-hung washbasin · Il est conseillé de lavabo suspendu ARO 130.

ARO

platos · shower trays · receveurs

90x90 · 5h

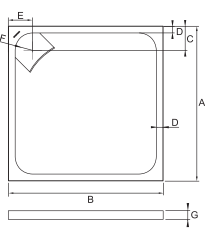
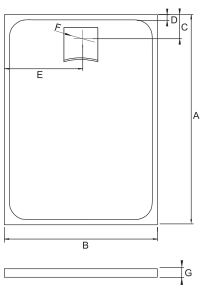
120x80 · 5h

140x80 · 5h

160x90 · 5h

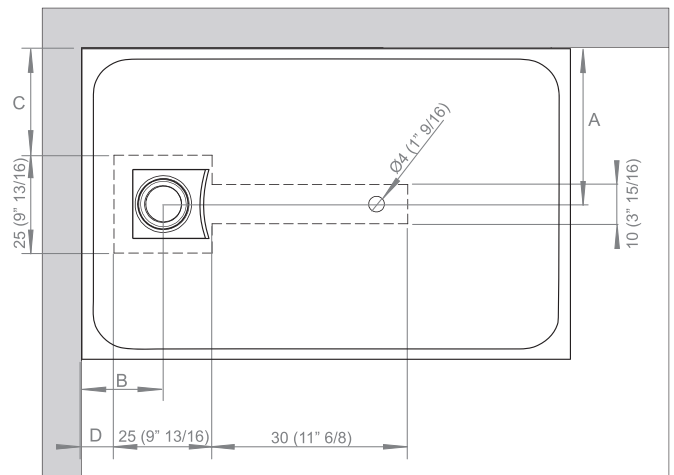
Aro Series



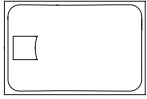
	MODELO/ MODEL/ MODÈLE	A	B	C	D	E	F	G
	90 x 90	90	90	12,5	4	12,5	Ø9	5
	120 x 80	120	80	17	4	40	Ø9	5
	140 x 80	140	80	17	4	40	Ø9	5
	160 x 90	160	90	17	4	45	Ø9	5

Aro Series

PREINSTALACIÓN · PRE-INSTALLING · PRE-INSTALLATION



	X	Y	A	B	C	D
90x90	90	90	12,5	12,5	0	0
120x80	120	80	40	17	27,5	4,5
140x80	140		45		32,5	
160x90	160	90	45		32,5	



blanco KRION®
KRION™ white
blanc KRION®

ACCESORIOS · ACCESSORIES · ACCESSOIRES

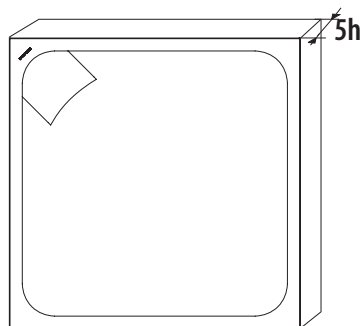


desague 90 mm
waste 90 mm
vidage 90 mm

DATOS DE EXPEDICIÓN · EXPEDITION DATA · DONNÉES D'EXPÉDITION

	DIMENSIONES DIMENSIONS DIMENSIONS	VOLUMEN VOLUME VOLUME	PESO NETO NET WEIGHT POIDS NET	PESO BRUTO GROSS WEIGHT POIDS BRUT	UDS. PALET PALLET UNITS UNITÉS PALLET
90 x 90	L 98 cm W 97,5 cm H 12,5 cm	0,12 m ³	25 Kg	27 Kg	6
120 x 80	L 128 cm W 87,5 cm H 12,5 cm	0,14 m ³	30 Kg	32 Kg	6
140 x 80	L 148 cm W 87,5 cm H 12,5 cm	0,16 m ³	34,5 Kg	37 Kg	6
160 x 90	L 168 cm W 97,5 cm H 12,5 cm	0,20 m ³	43 Kg	46 Kg	6


ARO



DIMENSIONES DIMENSIONS FORMAT	REF. KEA KEA CODE CODE KEA	REF. SAP SAP CODE CODE SAP	PUNTOS POINTS POINTS
90x90 · 5h	S221500001	100172943	1.134,61

Aro Series

ARO



DIMENSIONES DIMENSIONS FORMAT	REF. KEA KEA CODE CODE KEA	REF. SAP SAP CODE CODE SAP	PUNTOS POINTS POINTS
120x80 · 5h	S221500004	100172942	1.292,02
140x80 · 5h	S221500003	100172952	1.511,97
160x90 · 5h	S221500002	100172927	1.835,51

ACCESORIOS · ACCESSORIES · ACCESSOIRES



DESCRIPCIÓN DESCRIPTION DESCRIPTION	REF. KEA KEA CODE CODE KEA	REF. SAP SAP CODE CODE SAP	PUNTOS POINTS POINTS
Desagüe 90 mm · 90 mm waste · Vidage 90 mm	S904410002	100060526	28,87

NOTA: El desagüe no está incluido en ningún plato.

NOTE: Waste not included in any shower tray.

REMARQUE: Le vidage n'est pas inclus sur aucun receveur.

COLUMNA ARO

ARO COLUMN

COLONNE ARO

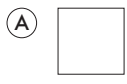
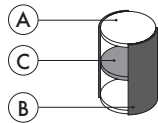
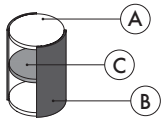


COLUMNA ARO · ARO COLUMN · COLONNE ARO

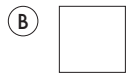
Columna de KRION® y madera.

KRION™ and wood wall-hung shelf unit.

Etagère murale en KRION® et bois.



KRION®



KRION®



negro
black
noir



naranja
orange
orange



verde
green
vert



azul
blue
bleu



beige
beige
beige



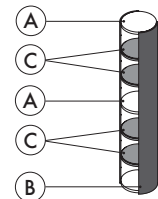
roble natural
natural oak
chêne naturel



nogal natural
natural walnut
noyer naturel



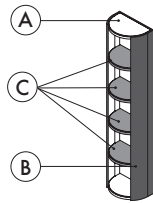
KRION®



DIMENSIONES DIMENSIONS FORMAT	A	B	REF. KEA KEA CODE CODE KEA	REF. SAP SAP CODE CODE SAP	PUNTOS POINTS POINTS
Ø35 x 50			S805300017	100173265	1.132,65
			S805300018	100173236	1.393,03
			S805300013	100173234	1.393,03
			S805300014	100173237	1.393,03
			S805300015	100173263	1.393,03
			S805300016	100173264	1.393,03
Ø35 x 180			S805300006	100173260	1.930,73
			S805300008	100173233	2.468,16
			S805300007	100173244	2.468,16
			S805300009	100173262	2.468,16
			S805300004	100173232	2.468,16
			S805300005	100173243	2.468,16

BALDA · SHELF · ETAGERE

C	REF. KEA KEA CODE CODE KEA	REF. SAP SAP CODE CODE SAP	PUNTOS POINTS POINTS
	S805400006	100173269	136,03
	S805400005	100173271	136,03
	S805400004	100173270	167,64



DIMENSIONES DIMENSIONS FORMAT	A	B	REF. KEA KEA CODE CODE KEA	REF. SAP SAP CODE CODE SAP	PUNTOS POINTS POINTS
35 x 152			S805300012	100173275	1.643,39
			S805300002	100173242	2.142,23
			S805300001	100173252	2.142,23
			S805300003	100173231	2.142,23
			S805300011	100173249	2.142,23
			S805300010	100173280	2.142,23

BALDA · SHELF · ETAGERE



C	REF. KEA KEA CODE CODE KEA	REF. SAP SAP CODE CODE SAP	PUNTOS POINTS POINTS
	S805400003	100173256	136,03
	S805400002	100173253	136,03
	S805400001	100173251	167,64

ESPEJO ARO

ARO MIRROR

MIROIR ARO

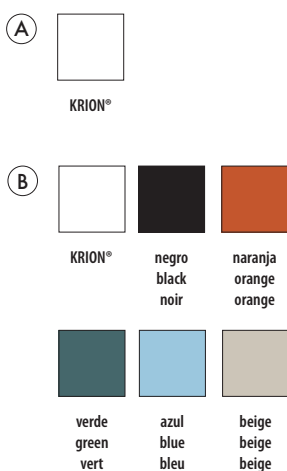
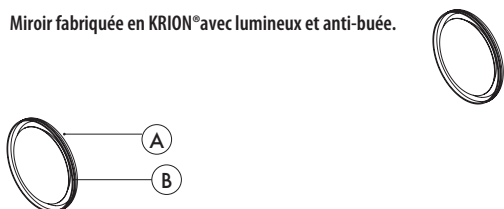


ESPEJO ARO · ARO MIRROR · MIROIR ARO

Espejo realizado en KRION® con luz y antivaho.

Mirror made of KRION™ with light and anti-mist coating.

Miroir fabriqué en KRION® avec lumineux et anti-buée.



DIMENSIONES DIMENSIONS FORMAT	A	B	REF. KEA KEA CODE CODE KEA	REF. SAP SAP CODE CODE SAP	PUNTOS POINTS POINTS
Ø80 x 8			S804700022	100172745	1.102,11
			S804700033	100172727	1.307,76
			S804700026	100172747	1.307,76
			S804700034	100172728	1.307,76
			S804700039	100172719	1.307,76
			S804700035	100172736	1.307,76
60 x 100 x 8			S804700038	100172753	1.269,59
			S804700027	100172749	1.468,66
			S804700036	100172752	1.468,66
			S804700025	100172760	1.468,66
			S804700037	100172750	1.468,66
			S804700031	100172756	1.468,66
			S804700023	100172755	1.744,60
			S804700030	100172738	2.028,79
			S804700032	100172762	2.028,79
150 x 90 x 8			S804700028	100172771	2.028,79
			S804700024	100172754	2.028,79
			S804700029	100172761	2.028,79

TOALLERO ARO

ARO TOWEL RAIL

PORTE-SERVIETTES ARO



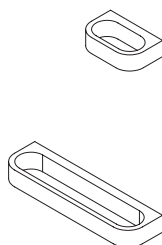
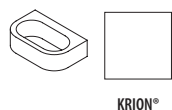
Aro Series

TOALLERO ARO · ARO TOWEL RAIL · PORTE-SERVIETTES ARO

Toallero realizado en KRION®.

Towel rail made of KRION™.

Porte-serviettes fabriquée en KRION®.



DIMENSIONES DIMENSIONS FORMAT	REF. KEA KEA CODE CODE KEA	REF. SAP SAP CODE CODE SAP	PUNTOS POINTS POINTS
15 x 9,5 · 4h	S805100001	100173177	169,69
35 x 9,5 · 4h	S805100002	100173191	246,88

ESTANTE ARO

ARO SHELF

ETAGERE ARO

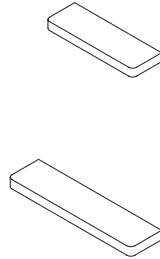
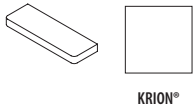


ESTANTE ARO · ARO SHELF · ETAGERE ARO

Estante rectangular en KRION®.

Rectangular shelf in KRION®.

Etagere rectangulaire en KRION®.



DIMENSIONES DIMENSIONS FORMAT	REF. KEA KEA CODE CODE KEA	REF. SAP SAP CODE CODE SAP	PUNTOS POINTS POINTS
45 x 15 · 4h	S804900001	100173168	393,45
60 x 15 · 4h	S804900002	100173187	455,20

BANQUETA ARO

ARO BENCH

BANQUETTE ARO





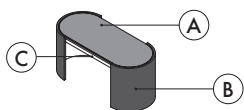
Aro Series

BANQUETA ARO · ARO BENCH · BANQUETTE ARO

Banqueta en diversos acabados.

Bench in different finishes.

Banquette disponible en diverses finitions.



DIMENSIONES DIMENSIONS FORMAT	A	B	REF. KEA KEA CODE CODE KEA	REF. SAP SAP CODE CODE SAP	PUNTOS POINTS POINTS
90 x 40 · 40h	[Wood Swatch]	[White Swatch]	S805200009	100173283	1.408,29
		[Black Swatch]	S805200014	100173316	1.697,41
		[Orange Swatch]	S805200013	100173315	1.697,41
		[Green Swatch]	S805200012	100173317	1.697,41
		[Blue Swatch]	S805200010	100173314	1.697,41
		[Beige Swatch]	S805200011	100173320	1.697,41
		[White Swatch]	S805200015	100173333	1.408,29
	[Wood Swatch]	[Black Swatch]	S805200018	100173340	1.697,41
		[Orange Swatch]	S805200020	100173328	1.697,41
		[Green Swatch]	S805200019	100173329	1.697,41
		[Blue Swatch]	S805200017	100173332	1.697,41
		[Beige Swatch]	S805200016	100173299	1.697,41



RAS series

La serie Ras incorpora nuevos elementos que optimizan su carácter modular, ofreciendo un amplio abanico de combinaciones y posibilidades. Bañera, encimeras y lavabos fabricados en KRION®, con desagüe oculto y embellecedor del mismo material. La serie se completa con una amplia gama de muebles auxiliares en diferentes acabados: roble, lacado tórtola, lacado beige y lacado blanco.

La suma de estos elementos proporciona a la serie Ras un alto grado de funcionalidad y personalización, con una estética depurada.

The Ras series has been extended to include new items that broaden its modular potential, allowing for a wide range of possible combinations. As well as its KRION™ bath, countertops and washbasins featuring a concealed drain and drain trim made of the same material, the series now includes a wide variety of complementary furniture in a variety of finishes: oak, beige lacquer, black lacquer, and white lacquer.

Thanks to its different components, the Ras series stands out for its functionality, refined visual appeal, and potential for customization.

La série Ras comporte de nouveaux éléments qui optimisent son caractère modulaire en multipliant ses possibilités de combinaison. Des baignoires, des tablettes et des lavabos fabriqués en KRION®, accompagnés d'écoulements invisibles et de garnitures faits dans le même matériau. La série est complétée par une vaste gamme de meubles auxiliaires en différentes finitions : chêne, laqué beige, laqué noir et laqué blanc.

L'ensemble de ces éléments dote la série Ras d'un niveau élevé de fonctionnalité et de personnalisation, ainsi que d'une esthétique épurée.



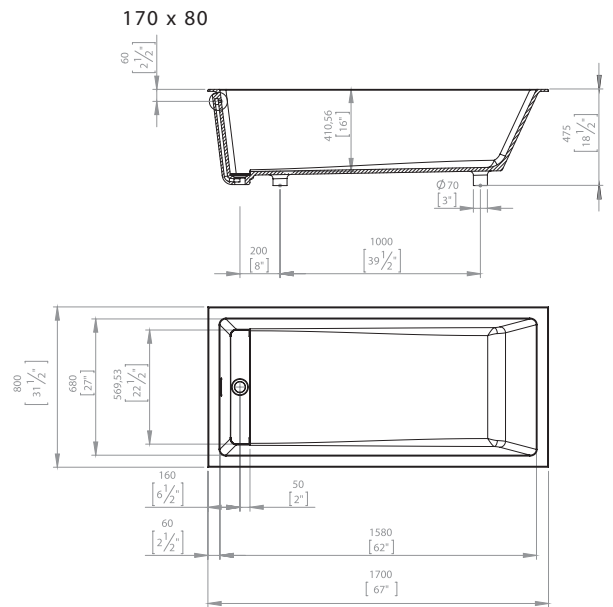
RAS

bañera · bath · baignoire

170x80 · 48h

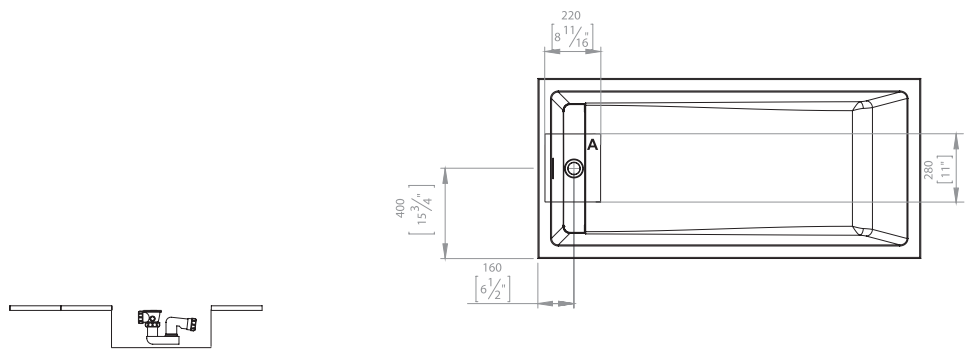
Ras Series



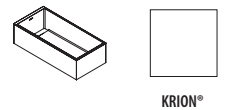


Ras Series

PREINSTALACIÓN · PRE-INSTALLING · PRE-INSTALLATION



COLORES · COLOURS · COULEURS



EQUIPAMIENTO · EQUIPMENT · EQUIPEMENT




DATOS DE EXPEDICIÓN · EXPEDITION DATA · DONNÉES D'EXPÉDITION

DIMENSIONES DIMENSIONS DIMENSIONS	VOLUMEN VOLUME VOLUME	PESO NETO NET WEIGHT POIDS NET	PESO BRUTO GROSS WEIGHT POIDS BRUT
L 180 cm	0,97 m ³	165 Kg	194 Kg
W 90 cm			
H 60 cm			

RAS

170x 80

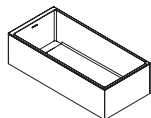



blanco KRION®
white KRION™
blanc KRION®

Volumen agua 300 l.
Water volume 300 l.
Volume d'eau 300 l.

FREE STANDING

Desagüe incluido.
Drain included.
Vidage inclus.



COLOR COLOUR COULEUR	REF. KEA KEA CODE CODE KEA	REF. SAP SAP CODE CODE SAP	PUNTOS POINTS POINTS
	S157700001	100157814	6.735,42

Ras Series

RAS

lavabo a suelo · floor standing washbasin · lavabo au sol

40x40 · 85h

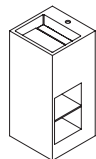
Ras Series



RAS

LAVABO A SUELO KRION® 40x40x85 · KRION™ FLOOR STANDING WASHBASIN 40x40x85 ·

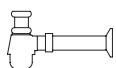
LAVABO AU SOL KRION® 40x40x85

Lavabo KRION® · KRION™ washbasin ·
Lavabo KRION®

COLOR COLOUR COULEUR	REF. KEA KEA CODE CODE KEA	REF. SAP SAP CODE CODE SAP	PUNTOS POINTS POINTS
	S502500003	100153771	2.707,26

Ras Series

ACCESORIOS · ACCESSORIES · ACCESSOIRES



DESCRIPCIÓN DESCRIPTION DESCRIPTION	COLOR COLOUR COULEUR	REF. KEA KEA CODE CODE KEA	REF. SAP SAP CODE CODE SAP	PUNTOS POINTS POINTS
Valvula vaciador SP s/reb. Cromo · SP chrome drain valve without overflow · Vanne d'écoulement SP sans trop-plein chromée		S809500080	100106053	41,37
		S809500092	100143622	80,51
Sifon square SP cromo · SP chrome square siphon · Siphon square SP chromée		S809500079	100106046	224,16
Sifon round SP cromo · SP chrome round siphon · Siphon round SP chromée		S809500078	100106048	131,18
Sifon botella cromo · Bottle chrome syphon · Siphon bouteille chromée		S809500077	100106045	43,72

RAS

lavabo suspendido · wall-hung washbasin · lavabo suspendu

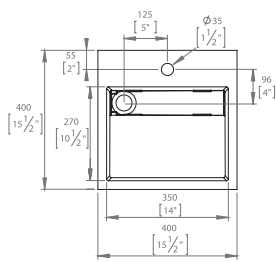
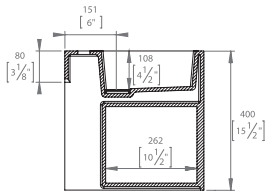
40x40 · 40h

40x20 · 12h

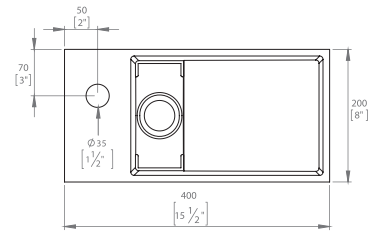
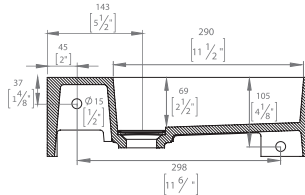
Ras Series



40 x 40



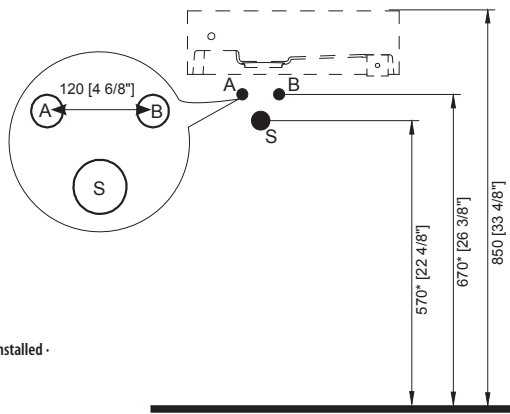
40 x 20



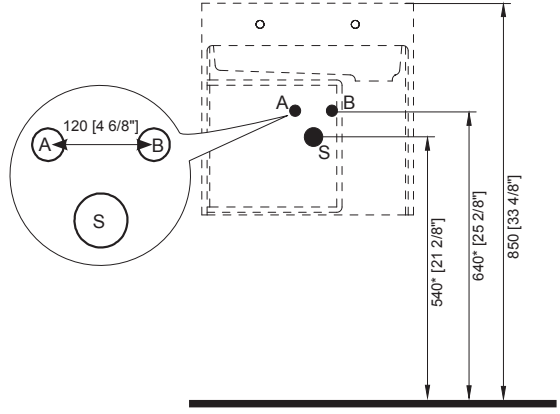
PREINSTALACIÓN · PRE-INSTALLING · PRE-INSTALLATION

- A** AGUA CALIENTE
HOT WATER
EAU CHAUDE
- B** AGUA FRÍA
COLD WATER
EAU FROIDE
- S** SIFÓN
BOTTLE TRAP
SIPHON

40 x 20



40 x 40



* La cota varía dependiendo el sifón instalado ·
The height will vary depending on the type of syphon installed ·
La cote varie selon le siphon installé.

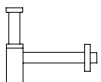
* Recomendable · Recommended · Reconnmandé

COLORES · COLOURS · COULEURS



KRION®

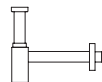
ACCESORIOS · ACCESSORIES · ACCESSOIRES



Sifon square SP
SP square siphon
Siphon square SP



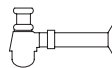
chromo
chrome
chromée



Sifon round SP
SP round siphon
Siphon round SP



chromo
chrome
chromée



Sifon botella
Bottle syphon
Siphon bouteille



chromo
chrome
chromée



Valvula vaciador SP s/reb.
SP drain valve without overflow
Vanne d'écoulement SP sans trop-plein



chromo
chrome
chromée



blanco
white
blanc

DATOS DE EXPEDICIÓN · EXPEDITION DATA · DONNÉES D'EXPÉDITION

MODELO MODEL MODEL	DIMENSIONES DIMENSIONS DIMENSIONS	VOLUMEN VOLUME VOLUME	PESO NETO NET WEIGHT POIDS NET	PESO BRUTO GROSS WEIGHT POIDS BRUT
Lavabo suspendido RAS 40x40 · RAS wall-hung washbasin washbasin 40x40 · Lavabo suspendu RAS 40x40x85	L 45 cm W 45 cm H 45 cm	0,09 m ³	19 Kg	21 Kg
Lavamanos suspendido RAS 40x20 · RAS wall-hung hand basin washbasin 40x20 · Lave-mains suspendu RAS 40x20	L 45 cm W 25 cm H 17 cm	0,02 m ³	5 Kg	6 Kg

RAS

LAVABO SUSPENDIDO KRION® 40x40 · KRION™ WALL-HUNG WASHBASIN 40x40 · LAVABO SUSPENDU KRION® 40x40

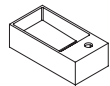
Lavabo KRION® · KRION™ washbasin · Lavabo KRION®



COLOR COLOUR COULEUR	REF. KEA KEA CODE CODE KEA	REF. SAP SAP CODE CODE SAP	PUNTOS POINTS POINTS
	S502500008	100153770	1.270,16

LAVAMANOS KRION® 40x20 · KRION™ WALL-HUNG HAND BASIN 40x20 · LAVE-MAINS SUSPENDU KRION® 40x20

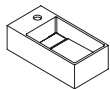
Lavamanos KRION® derecha · KRION™ right hand basin · Lave-mains KRION® droite.



COLOR COLOUR COULEUR	REF. KEA KEA CODE CODE KEA	REF. SAP SAP CODE CODE SAP	PUNTOS POINTS POINTS
	S502500006	100153728	797,17

LAVAMANOS KRION® 40x20 · KRION™ WALL-HUNG HAND BASIN 40x20 · LAVE-MAINS SUSPENDU KRION® 40x20

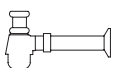
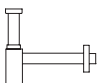
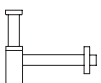
Lavamanos KRION® izquierda · KRION™ left hand basin · Lave-mains KRION® gauche.



COLOR COLOUR COULEUR	REF. KEA KEA CODE CODE KEA	REF. SAP SAP CODE CODE SAP	PUNTOS POINTS POINTS
	S502500005	100153729	797,17

Ras Series

ACCESORIOS · ACCESSORIES · ACCESSOIRES



DESCRIPCIÓN DESCRIPTION DESCRIPTION	COLOR COLOUR COULEUR	REF. KEA KEA CODE CODE KEA	REF. SAP SAP CODE CODE SAP	PUNTOS POINTS POINTS
Valvula vaciador SP s/reb. Cromo · SP chrome drain valve without overflow · Vanne d'écoulement SP sans trop-plein chromée		S809500080	100106053	41,37
		S809500092	100143622	80,51
Sifon square SP cromo · SP chrome square siphon · Siphon square SP chromée		S809500079	100106046	224,16
Sifon round SP cromo · SP chrome round siphon · Siphon round SP chromée		S809500078	100106048	131,18
Sifon botella cromo · Bottle chrome syphon · Siphon bouteille chromée		S809500077	100106045	43,72

RAS

encimera · worktop · plan vasque

61x54 · 12h

80x54 · 12h

110x54 · 12h

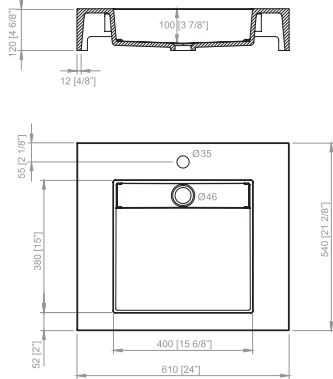
152x54 · 12h

160x54 · 12h

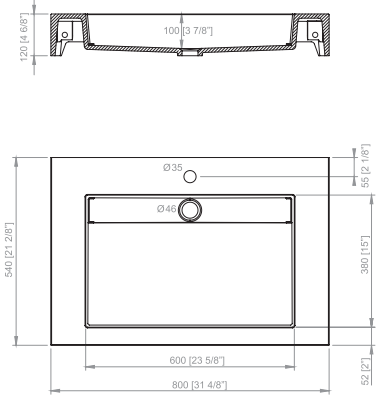
Ras Series



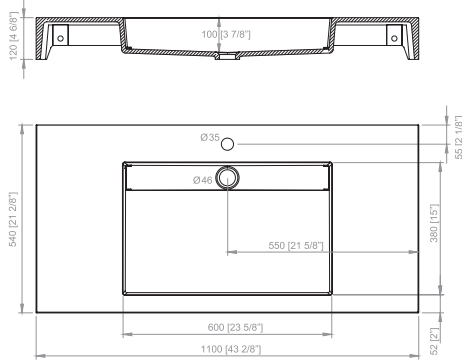
ENCIMERA RAS 61
 RAS 61 WORKTOP
 PLAN VASQUE RAS 61



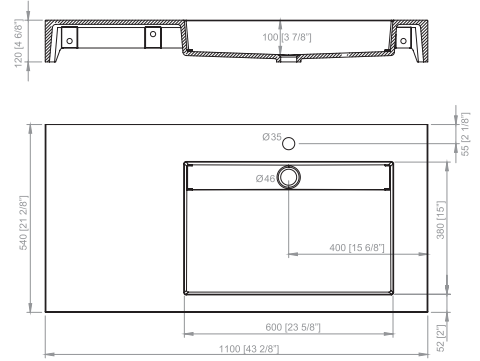
ENCIMERA RAS 80
 RAS 80 WORKTOP
 PLAN VASQUE RAS 80



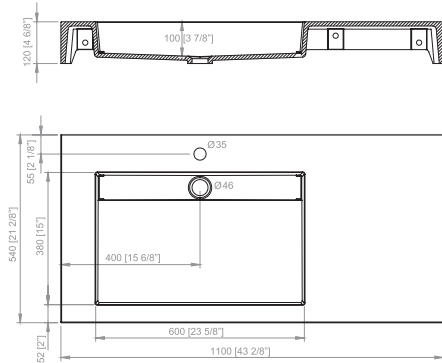
ENCIMERA RAS CENTER 110
 RAS 110 WORKTOP, CENTER
 PLAN VASQUE RAS CENTER 110



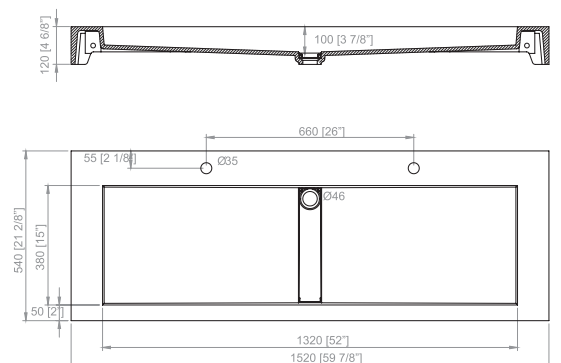
ENCIMERA RAS DERECHA 110
 RAS 110 WORKTOP, RIGHT
 PLAN VASQUE RAS DROITE 110



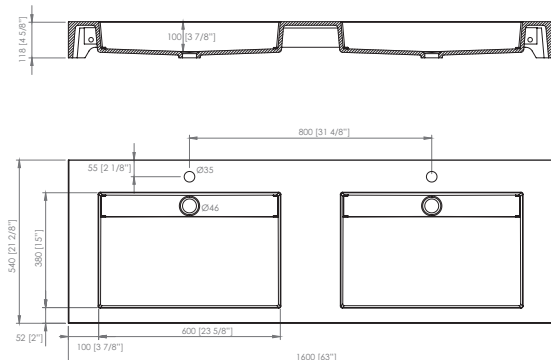
ENCIMERA RAS IZQUIERDA 110
 RAS 110 WORKTOP, LEFT
 PLAN VASQUE RAS GAUCHE 110



ENCIMERA RAS 152
 RAS 152 WORKTOP
 PLAN VASQUE RAS 152



ENCIMERA RAS 160
 RAS 160 WORKTOP
 PLAN VASQUE RAS 160



Ras Series

RAS

CARACTERÍSTICAS · FEATURES · CARACTERISTIQUES

CLASS

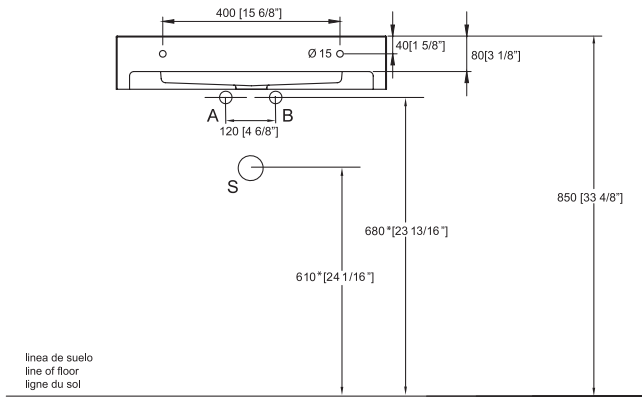
PREINSTALACIÓN · PRE-INSTALLING · PRE-INSTALLATION

* La cota varía dependiendo el sifón instalado ·
The height will vary depending on the type of syphon installed ·
La cote varie selon le siphon installé.

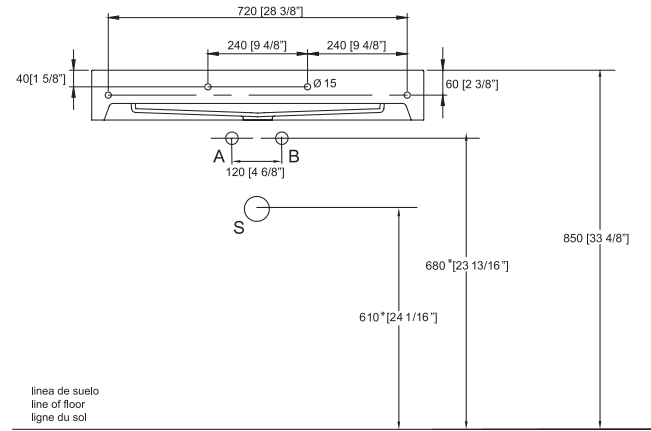
* Recomendable · Recommended · Reconnmandé

A	AGUA CALIENTE HOT WATER EAU CHAUDE	B	AGUA FRÍA COLD WATER EAU FROIDE	S	SIFÓN BOTTLE TRAP SIPHON
----------	--	----------	---------------------------------------	----------	--------------------------------

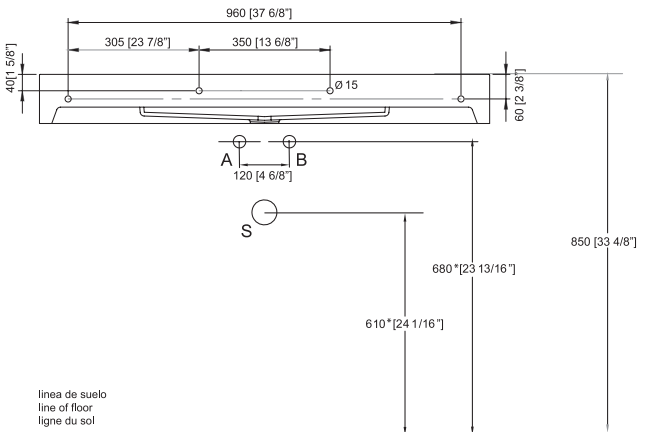
ENCIMERA RAS 61
RAS 61 WORKTOP
PLAN VASQUE RAS 61



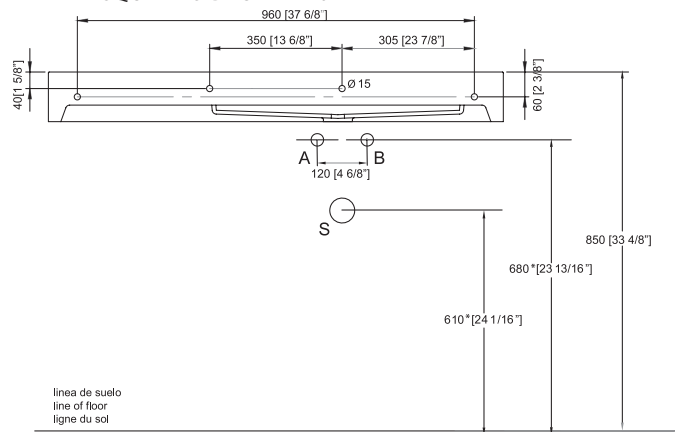
ENCIMERA RAS 80
RAS 80 WORKTOP
PLAN VASQUE RAS 80



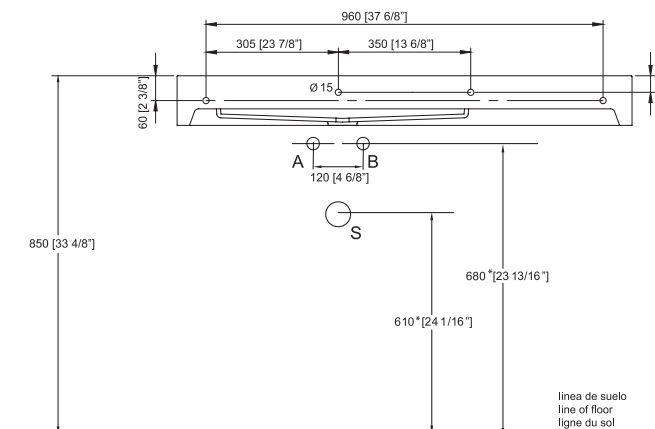
ENCIMERA RAS CENTER 110
RAS 110 WORKTOP, CENTER
PLAN VASQUE RAS CENTER 110



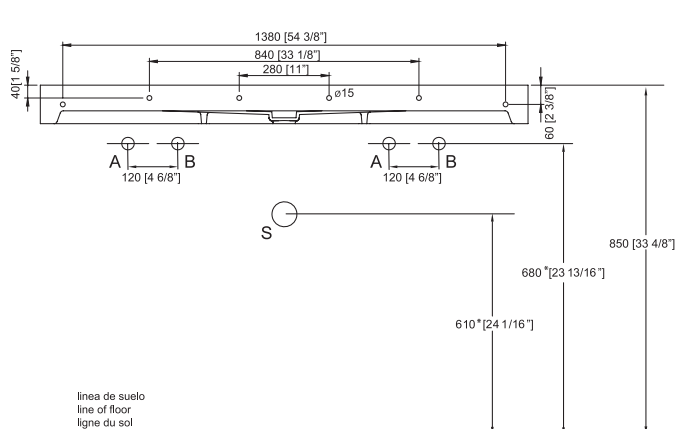
ENCIMERA RAS DERECHA 110
RAS 110 WORKTOP, RIGHT
PLAN VASQUE RAS DROITE 110



ENCIMERA RAS IZQUIERDA 110
RAS 110 WORKTOP, LEFT
PLAN VASQUE RAS GAUCHE 110



ENCIMERA RAS 152
RAS 152 WORKTOP
PLAN VASQUE RAS 152



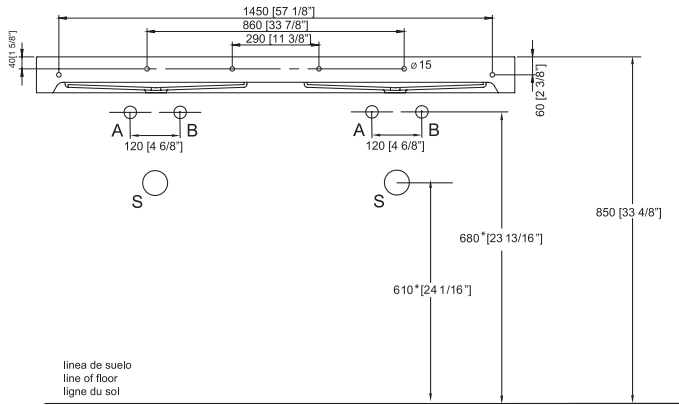
Ras Series

* La cota varía dependiendo el sifón instalado ·
The height will vary depending on the type of syphon installed ·
La cote varie selon le siphon installé.

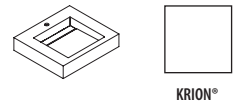
A	AGUA CALIENTE HOT WATER EAU CHAUDE	B	AGUA FRÍA COLD WATER EAU FROIDE	S	SIFÓN BOTTLE TRAP SIPHON
----------	--	----------	---------------------------------------	----------	--------------------------------

* Recomendable · Recommended · Recommandé

ENCIMERA RAS 160
RAS 160 WORKTOP
PLAN VASQUE RAS 160



COLORES · COLOURS · COULEURS



ACCESORIOS · ACCESSORIES · ACCESSOIRES

Valvula vaciador SP s/reb. SP drain valve without overflow Vanne d'écoulement SP sans trop-plein	cromo chrome chromée	blanco white blanc	Sifon square SP SP square siphon Siphon square SP	cromo chrome chromée	Sifon round SP SP round siphon Siphon round SP	cromo chrome chromée	Sifon botella Bottle syphon Siphon bouteille	cromo chrome chromée
lacado blanco white lacquer laqué blanc	lacado negro black lacquer laqué noir	lacado beige beige lacquer laqué beige	nogal natural natural walnut noyer naturel	lacado blanco white lacquer laqué blanc	lacado negro black lacquer laqué noir	lacado beige beige lacquer laqué beige	nogal natural natural walnut noyer naturel	nogal natural natural walnut noyer naturel
nogal natural natural walnut noyer naturel	espejo mirror miroir							

CARACTERÍSTICAS · FEATURES · CARACTERISTIQUES

DATOS DE EXPEDICIÓN · EXPEDITION DATA · DONNÉES D'EXPÉDITION

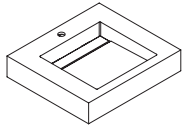
Ras Series

MODELO MODEL MODEL	DIMENSIONES DIMENSIONS DIMENSIONS	VOLUMEN VOLUME VOLUME	PESO NETO NET WEIGHT POIDS NET	PESO BRUTO GROSS WEIGHT POIDS BRUT
Encimera RAS 61 · RAS 61 worktop · Plan vasque RAS 61	L 66 cm W 59 cm H 17 cm	0,07 m ³	19 Kg	20 Kg
Encimera RAS 80 · RAS 80 worktop · Plan vasque RAS 80	L 85 cm W 59 cm H 17 cm	0,09 m ³	22 Kg	25 Kg
Encimera RAS 110 (center) · RAS 110 worktop (center) · Plan vasque RAS 110 (center)	L 115 cm W 59 cm H 17 cm	0,12 m ³	29 Kg	31 Kg
Encimera RAS 110 (der/izq) · RAS 110 worktop (right/left) · Plan vasque RAS 110 (droite/guache)	L 115 cm W 59 cm H 17 cm	0,12 m ³	29 Kg	32 Kg
Encimera RAS 152 · RAS 152 worktop · Plan vasque RAS 152	L 157 cm W 59 cm H 17 cm	0,16 m ³	42 Kg	43 Kg
Encimera RAS 160 · RAS 160 worktop · Plan vasque RAS 160	L 165 cm W 59 cm H 17 cm	0,17 m ³	49 Kg	51 Kg
Mueble RAS 61 · RAS 61 Unit · Meuble RAS 61	L 65,5 cm W 58,5 cm H 34,5 cm	0,13 m ³	25 Kg	28 Kg
Mueble RAS 80 · RAS 80 Unit · Meuble RAS 80	L 84,5 cm W 58,5 cm H 34,5 cm	0,17 m ³	30 Kg	33 Kg
Mueble RAS 110 · RAS 110 Unit · Meuble RAS 110	L 114,5 cm W 58,5 cm H 34,5 cm	0,23 m ³	40 Kg	43 Kg
Estantería RAS 30 · RAS 30 Shelf unit · Rayon meuble RAS 30	L 32 cm W 56 cm H 32 cm	0,05 m ³	9 Kg	10 Kg

RAS

ENCIMERA KRION® 61x54 · KRION™ WORKTOP 61x54 · PLAN VASQUE KRION® 61x54

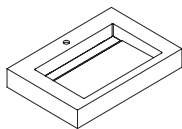
1 lavabo encastrado central · 1 center built-in worktop · 1 plans vasque encastré central.
Con agujero para grifería · With tap hole · Avec trou pour robinetterie



COLOR COLOUR COULEUR	REF. KEA KEA CODE CODE KEA	REF. SAP SAP CODE CODE SAP	PUNTOS POINTS POINTS
	S502500004	100153751	875,76

ENCIMERA KRION® 80x54 · KRION™ WORKTOP 80x54 · PLAN VASQUE KRION® 80x54

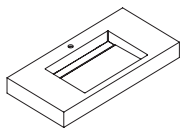
1 lavabo encastrado central · 1 center built-in worktop · 1 plans vasque encastré central.
Con agujero para grifería · With tap hole · Avec trou pour robinetterie



COLOR COLOUR COULEUR	REF. KEA KEA CODE CODE KEA	REF. SAP SAP CODE CODE SAP	PUNTOS POINTS POINTS
	S502500010	100153752	1.064,65

ENCIMERA KRION® 110x54 · KRION™ WORKTOP 110x54 · PLAN VASQUE KRION® 110x54

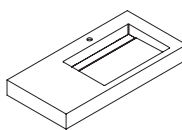
1 lavabo encastrado central · 1 center built-in worktop · 1 plans vasque encastré central.
Con agujero para grifería · With tap hole · Avec trou pour robinetterie



COLOR COLOUR COULEUR	REF. KEA KEA CODE CODE KEA	REF. SAP SAP CODE CODE SAP	PUNTOS POINTS POINTS
	S502500001	100153761	1.222,88

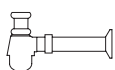
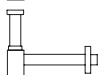
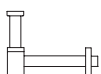
ENCIMERA KRION® 110x54 · KRION™ WORKTOP 110x54 · PLAN VASQUE KRION® 110x54

1 lavabo encastrado derecha · 1 right built-in worktop · 1 plans vasque encastré droite.
Con agujero para grifería · With tap hole · Avec trou pour robinetterie



COLOR COLOUR COULEUR	REF. KEA KEA CODE CODE KEA	REF. SAP SAP CODE CODE SAP	PUNTOS POINTS POINTS
	S502500007	100153762	1.222,88

ACCESORIOS · ACCESSORIES · ACCESSOIRES

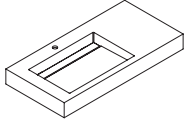


DESCRIPCIÓN DESCRIPTION DESCRIPTION	COLOR COLOUR COULEUR	REF. KEA KEA CODE CODE KEA	REF. SAP SAP CODE CODE SAP	PUNTOS POINTS POINTS
Valvula vaciador SP s/reb. Cromo · SP chrome drain valve without overflow · Vanne d'écoulement SP sans trop-plein chromée		S809500080	100106053	41,37
		S809500092	100143622	80,51
Sifon square SP cromo · SP chrome square siphon · Siphon square SP chromée		S809500079	100106046	224,16
Sifon round SP cromo · SP chrome round siphon · Siphon round SP chromée		S809500078	100106048	131,18
Sifon botella cromo · Bottle chrome syphon · Siphon bouteille chromée		S809500077	100106045	43,72

RAS

ENCIMERA KRION® 110x54 · KRION™ WORKTOP 110x54 · PLAN VASQUE KRION® 110x54

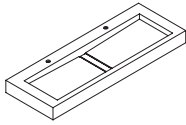
1 lavabo encastrado izquierda · 1 left built-in worktop · 1 plans vasque encastré gauche.
Con agujero para grifería · With tap hole · Avec trou pour robinetterie



COLOR COLOUR COULEUR	REF. KEA KEA CODE CODE KEA	REF. SAP SAP CODE CODE SAP	PUNTOS POINTS POINTS
	S502500009	100153763	1.222,88

ENCIMERA KRION® 152x54 · KRION™ WORKTOP 152x54 · PLAN VASQUE KRION® 152x54

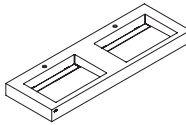
1 lavabo encastrado central · 1 center built-in worktop · 1 plans vasque encastré central.
Con agujero para grifería · With tap hole · Avec trou pour robinetterie



COLOR COLOUR COULEUR	REF. KEA KEA CODE CODE KEA	REF. SAP SAP CODE CODE SAP	PUNTOS POINTS POINTS
	S502500002	100153757	1.528,74

ENCIMERA KRION® 160x54 · KRION™ WORKTOP 160x54 · PLAN VASQUE KRION® 160x54

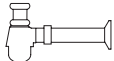
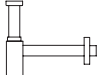
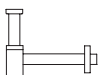
2 lavabos encastrados · 2 built-in worktops · 2 plans vasque encastrés.
Con agujero para grifería · With tap hole · Avec trou pour robinetterie



COLOR COLOUR COULEUR	REF. KEA KEA CODE CODE KEA	REF. SAP SAP CODE CODE SAP	PUNTOS POINTS POINTS
	S502500011	100153758	1.704,33

Ras Series

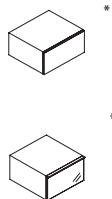
ACCESORIOS · ACCESSORIES · ACCESSOIRES



DESCRIPCIÓN DESCRIPTION DESCRIPTION	COLOR COLOUR COULEUR	REF. KEA KEA CODE CODE KEA	REF. SAP SAP CODE CODE SAP	PUNTOS POINTS POINTS
Valvula vaciador SP s/reb. Cromo · SP chrome drain valve without overflow · Vanne d'écoulement SP sans trop-plein chromée		S809500080	100106053	41,37
		S809500092	100143622	80,51
Sifon square SP cromo · SP chrome square siphon · Siphon square SP chromée		S809500079	100106046	224,16
Sifon round SP cromo · SP chrome round siphon · Siphon round SP chromée		S809500078	100106048	131,18
Sifon botella cromo · Bottle chrome syphon · Siphon bouteille chromée		S809500077	100106045	43,72

RAS

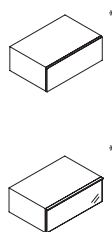
ACCESORIOS 61x54x30h · ACCESSORIES 61x54x30h · ACCESSOIRES 61x54x30h



DESCRIPCIÓN DESCRIPTION DESCRIPTION	COLOR COLOUR COULEUR	REF. KEA KEA CODE CODE KEA	REF. SAP SAP CODE CODE SAP	PUNTOS POINTS POINTS
Mueble Ras 61 · Ras 61 bathroom unit · Meuble Ras 61		S804600006	100154311	857,49
		S804600008	100154312	857,49
		S804600009	100154314	857,49
		S804600023	100193354	1.071,84
		S804600030	100221575	1.225,17

* Se aconseja para encimera RAS 61 y encimera RAS 152 · It's advised to RAS 61 worktop and RAS 152 worktop · Il est conseillé de plan vasque RAS 61 et plan vasque RAS 152.

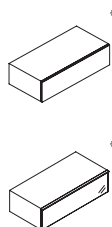
ACCESORIOS 80x54x30h · ACCESSORIES 80x54x30h · ACCESSOIRES 80x54x30h



DESCRIPCIÓN DESCRIPTION DESCRIPTION	COLOR COLOUR COULEUR	REF. KEA KEA CODE CODE KEA	REF. SAP SAP CODE CODE SAP	PUNTOS POINTS POINTS
Mueble Ras 80 · Ras 80 bathroom unit · Meuble Ras 80		S804600010	100154315	954,84
		S804600005	100154316	954,84
		S804600011	100154318	954,84
		S804600025	100193356	1.116,31
		S804600031	100221581	1.347,91

* Se aconseja para encimera RAS 80, encimera RAS 110 y Encimera RAS 160 · It's advised to RAS 80 worktop, RAS 110 worktop and RAS 160 worktop · Il est conseillé de plan vasque RAS 80, plan vasque RAS 110 et plan vasque RAS 160.

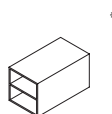
ACCESORIOS 110x54x30h · ACCESSORIES 110x54x30h · ACCESSOIRES 110x54x30h



DESCRIPCIÓN DESCRIPTION DESCRIPTION	COLOR COLOUR COULEUR	REF. KEA KEA CODE CODE KEA	REF. SAP SAP CODE CODE SAP	PUNTOS POINTS POINTS
Mueble Ras 110 · Ras 110 bathroom unit · Meuble Ras 110		S804600001	100154307	1.119,17
		S804600002	100154308	1.119,17
		S804600007	100154310	1.119,17
		S804600022	100193368	1.398,96
		S804600029	100221580	1.610,13

* Se aconseja para encimera RAS 110 · It's advised to RAS 110 worktop · Il est conseillé de plan vasque RAS 110.

ESTANTERÍA 30x54x30h · SHELF UNIT 30x54x30h · MEUBLE RAYON 30x54x30h



DESCRIPCIÓN DESCRIPTION DESCRIPTION	COLOR COLOUR COULEUR	REF. KEA KEA CODE CODE KEA	REF. SAP SAP CODE CODE SAP	PUNTOS POINTS POINTS
Estantería Ras 30 · Ras 30 shelf unit · Meuble Rayon Ras 30		S804600013	100154278	449,78
		S804600014	100154279	449,78
		S804600016	100154321	449,78
		S804600024	100193373	562,23

* Se aconseja para RAS 110 y encimera RAS 152 · It's advised to RAS 110 worktop and RAS 152 worktop · Il est conseillé de plan vasque RAS 110 et plan vasque RAS 152.

RAS

platos · shower trays · receveurs

70 x 70-5h

120 x 80-5h

80 x 80-5h

120 x 90-5h

90 x 90-5h

140 x 70-5h

100 x 70-5h

140 x 80-5h

100 x 80-5h

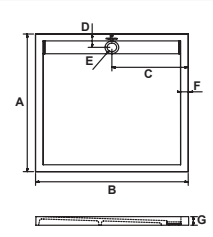
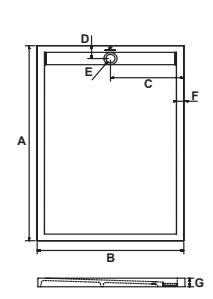
150 x 90-5h

120 x 70-5h

160 x 90-5h

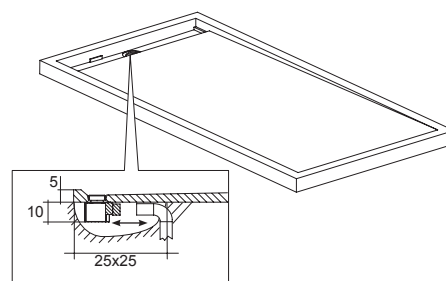
Ras Series



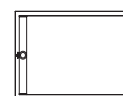
	MODELO/ MODEL/ MODÈLE	A	B	C	D	E	F	G
	70 x 70	70	70	35	7,5	Ø5,2	4	5
80 x 80	80	80	40	7,5	Ø5,2	4	5	
90 x 90	90	90	45	7,5	Ø5,2	4	5	
	100 x 70	100	70	35	7,5	Ø5,2	4	5
	100 x 80	100	80	40	7,5	Ø5,2	4	5
	120 x 70	120	70	35	7,5	Ø5,2	4	5
	120 x 80	120	80	40	7,5	Ø5,2	4	5
	120 x 90	120	90	45	7,5	Ø5,2	4	5
	140 x 70	140	70	35	7,5	Ø5,2	4	5
	140 x 80	140	80	40	7,5	Ø5,2	4	5
	150 x 90	150	90	45	7,5	Ø5,2	4	5
160 x 90	160	90	45	7,5	Ø5,2	4	5	

Ras Series

PREINSTALCIÓN · PRE-INSTALLING · PRE-INSTALLATION

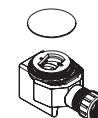


COLORES · COLOURS · COULEURS



blanco KRION®
KRION™ white
blanc KRION®

ACCESORIOS · ACCESSORIES · ACCESSOIRES



desague D52
waste D52
vidage D52

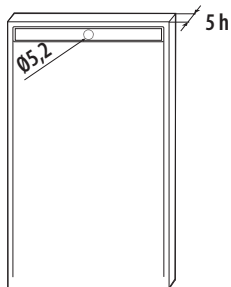
CARACTERÍSTICAS · CARACTERÍSTICAS · CARACTÉRISTIQUES

DATOS DE EXPEDICIÓN · SHIPPING DETAILS · DONNÉES D'EXPÉDITION

Ras Series

	DIMENSIONES DIMENSIONS FORMATS			VOLUMEN VOLUME VOLUME	PESO NETO NET WEIGHT POIDS NET	PESO BRUTO GROSS WEIGHT POIDS BRUT	UDS. PALET PALLET UNITS UNITÉS PALLET
	L	W	H				
70x70	80	80	15	0,10 m ³	23 Kg	31 Kg	6
80x80	90	90	15	0,12 m ³	24 Kg	33 Kg	6
90x90	100	100	15	0,15 m ³	30 Kg	40 Kg	6
100x70	110	80	15	0,13 m ³	24 Kg	32 Kg	6
100x80	110	90	15	0,15 m ³	36 Kg	46 Kg	6
120x70	130	80	15	0,16 m ³	30 Kg	39 Kg	6
120x80	130	90	15	0,18 m ³	33 Kg	43 Kg	6
120x90	130	100	15	0,20 m ³	38 Kg	48 Kg	6
140x70	150	80	15	0,18 m ³	33 Kg	44 Kg	6
140x80	150	90	15	0,20 m ³	45 Kg	55 Kg	6
150x90	160	100	15	0,24 m ³	53 Kg	66 Kg	6
160x90	170	100	15	0,26 m ³	56 Kg	89 Kg	6

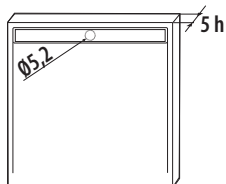
RAS



DIMENSIONES DIMENSIONS FORMAT	REF. KEA KEA CODE CODE KEA	REF. SAP SAP CODE CODE SAP	PUNTOS POINTS POINTS
100x70-5h	S216500009	100078807	945,95
100x80-5h	S216500006	100078808	1.014,11
120x70-5h	S216500012	100078809	1.068,66
120x80-5h	S216500001	100053950	1.081,01
120x90-5h	S216500007	100078810	1.259,51
140x70-5h	S216500010	100078811	1.191,32
140x80-5h	S216500002	100053951	1.209,86
150x90-5h	S216500003	100053952	1.392,41
160x90-5h	S216500005	100065264	1.696,41

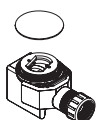
Ras Series

RAS



DIMENSIONES DIMENSIONS FORMAT	REF. KEA KEA CODE CODE KEA	REF. SAP SAP CODE CODE SAP	PUNTOS POINTS POINTS
70x70-5h	S216500008	100078812	755,10
80x80-5h	S216500011	100078813	891,42
90x90-5h	S216500004	100053953	1.081,71

ACCESORIOS · ACCESSORIES · ACCESSOIRES



DESCRIPCIÓN DESCRIPTION DESCRIPTION	REF. KEA KEA CODE CODE KEA	REF. SAP SAP CODE CODE SAP	PUNTOS POINTS POINTS
Kit desagüe D52 · D52 waste Set · Kit Vidage D52	S904405496	550022578	31,40

NOTA: El desagüe no está incluido en ningún plato.

NOTE: Waste not included in any shower tray.

REMARQUE: Le vidage n'est pas inclus sur aucun receveur.



PURE series

PURE es una serie extensa, con un gran abanico de posibilidades de combinación. La colección incluye un seno simple exento y otro integrado, seno doble, y lavabo con pedestal. Los muebles que acompañan estos elementos combinan almacenaje abierto y cerrado para ofrecer espacio suficiente a todas las necesidades. La colección se completa con una bañera y distintos elementos auxiliares de almacenaje auxiliar, espejos, jaboneras y estantes.

PURE is an extensive series whose products can be combined in multiple ways. It includes a single-bowl countertop washbasin and another integrated one, a double-bowl washbasin, and one with a pedestal. The accompanying bathroom units feature a combination of open and closed storage space so as to meet all storage requirements. Rounding off the series are a bathtub, assorted auxiliary storage systems, mirrors, soap dishes and shelves.

PURE est une série étendue, avec un large éventail de possibilités de combinaison. La collection inclut un lavabo à poser à une vasque et un autre intégré, un lavabo à double vasque et un lavabo sur pied. Les meubles qui accompagnent ces éléments combinent zone de rangement ouvert et fermé pour offrir un espace suffisant à tous les besoins. La collection se complète par une baignoire et différents éléments auxiliaires de rangement, des miroirs, des porte-savons et des étagères.

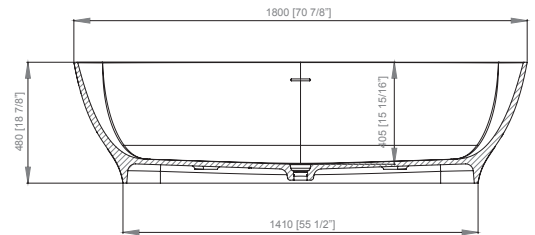
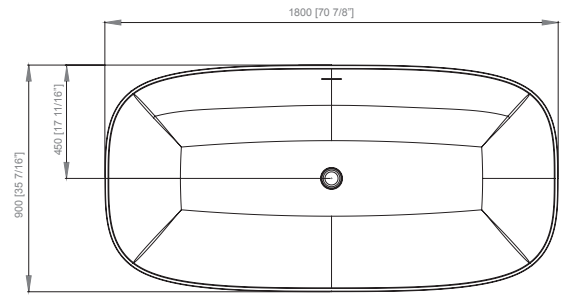
PURE

bañera · bath · baignoire

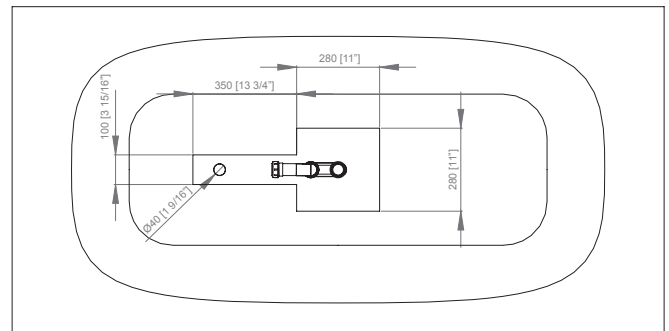
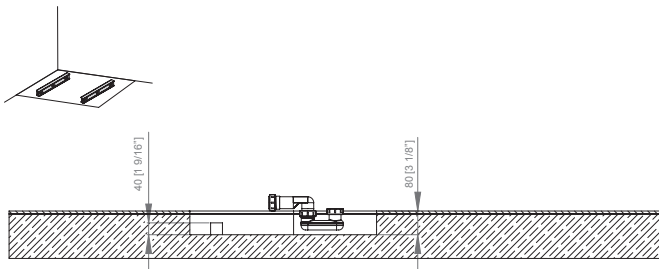
180x90 · 48h

Pure Series

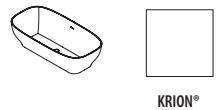




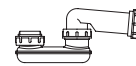
PREINSTALACIÓN · PRE-INSTALLING · PRE-INSTALLATION



COLORES · COLOURS · COULEURS



EQUIPAMIENTO · EQUIPMENT · EQUIPEMENT



Sifón desagüe bañera
Syphon waste for bath
Siphon vidage pour baignoire



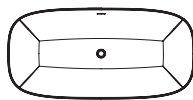
desagüe click-clack
click-clack waste
vidage click-clack

DATOS DE EXPEDICIÓN · EXPEDITION DATA · DONNÉES D'EXPÉDITION

DIMENSIONES DIMENSIONS DIMENSIONS	VOLUMEN VOLUME VOLUME	PESO NETO NET WEIGHT POIDS NET	PESO BRUTO GROSS WEIGHT POIDS BRUT
L 190 cm	1,5 m ³	160 Kg	210 Kg
W 110 cm			
H 75,5 cm			

PURE

180x90

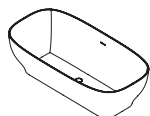



blanco KRION®
white KRION™
blanc KRION®

Volumen agua 320 l.
Water volume 320 l.
Volume d'eau 320 l.

FREE STANDING

Desagüe incluido.
Drain included.
Vidage inclus.



COLOR COLOUR COULEUR	REF. KEA KEA CODE CODE KEA	REF. SAP SAP CODE CODE SAP	PUNTOS POINTS POINTS
	S128000001	100199529	6.008,89

PURE

lavabo · hand basins · lavabo

60 x 39 x 14,2 h

encimera on top · on top worktop · plan vasque on top

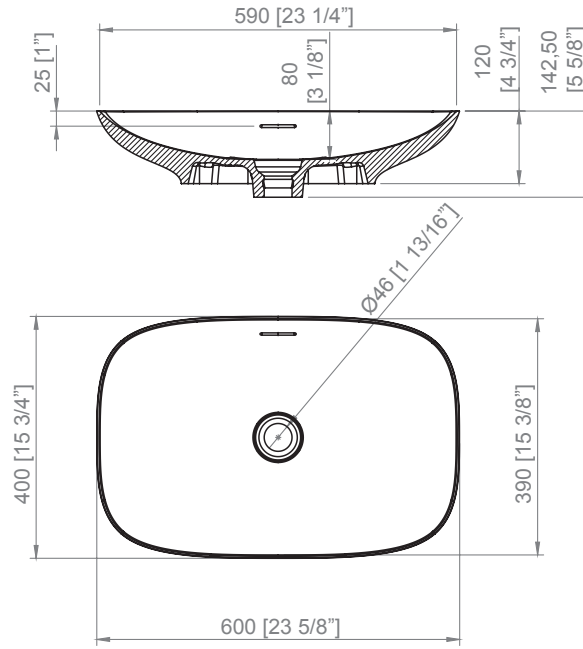
65 x 37,5 x 2,5 h

130 x 37,5 x 2,5 h

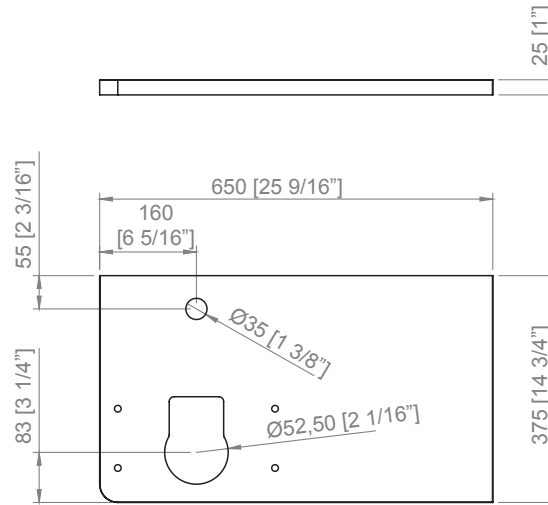
Pure Series



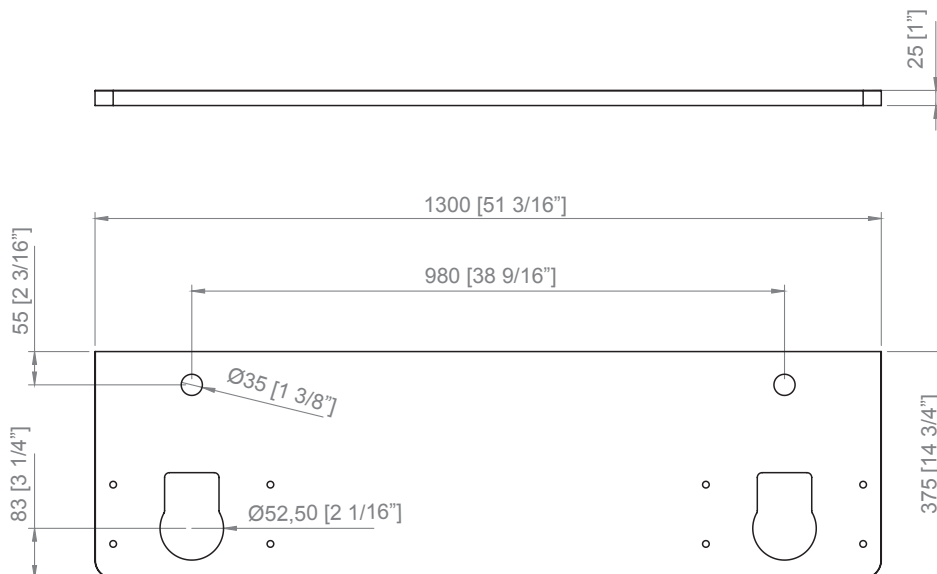
60 x 39 x 14,2 h



65 x 37,5 x 2,5 h



130 x 37,5 x 2,5 h

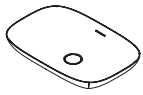


PURE

CARACTERÍSTICAS · FEATURES · CARACTERISTIQUES

CLASS

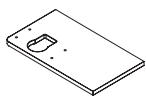
COLORES · COLOURS · COULEURS



KRION®

ACCESORIOS · ACCESSORIES · ACCESSOIRES

Pure Series




KRION®



roble lineal
linear oak
chêne linéaire



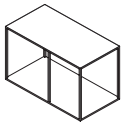
nogal lineal
linear walnut
noyer linéaire



negro
black
noir



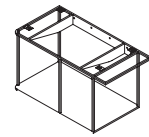
cobre
copper
cuivre



negro
black
noir



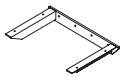
cobre
copper
cuivre



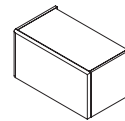
negro
black
noir



cobre
copper
cuivre



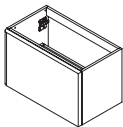
blanco
white
blanc



roble lineal
linear oak
chêne linéaire



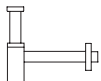
nogal lineal
linear walnut
noyer linéaire



roble lineal
linear oak
chêne linéaire



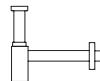
nogal lineal
linear walnut
noyer linéaire



Sifon square SP
SP square siphon
Siphon square SP



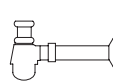
cromo
chrome
chromée



Sifon round SP
SP round siphon
Siphon round SP



cromo
chrome
chromée



Sifon botella
Bottle syphon
Siphon bouteille



cromo
chrome
chromée

EQUIPAMIENTO · EQUIPMENT · EQUIPEMENT



Desagüe click-clack
Click-clack waste
Vidage click-clack



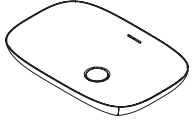
KRION®

MODELO MODEL MODEL	DIMENSIONES DIMENSIONS DIMENSIONS	VOLUMEN VOLUME VOLUME	PESO NETO NET WEIGHT POIDS NET	PESO BRUTO GROSS WEIGHT POIDS BRUT
Lavabo 60x40 · Washbasin 60x40 · Lavabo 60x40	L 67,4 cm W 47,4 cm H 20,8 cm	0,066 m ³	12 Kg	13,5 Kg
Encimera On Top 65x37,5 (KRION®) · Worktop On Top 65x37,5 (KRION™) · Plan Vasque On Top 65x37,5 (KRION®)	L 72 cm W 44 cm H 9,5 cm	0,030 m ³	7 Kg	8 Kg
Encimera On Top 130x37,5 (KRION®) · Worktop On Top 130x37,5 (KRION™) · Plan Vasque On Top 130x37,5 (KRION®)	L 137 cm W 44 cm H 9,5 cm	0,057 m ³	14 Kg	15,5 Kg
Encimera On Top 65x37,5 (roble / nogal) · Worktop On Top 65x37,5 (oak / walnut) · Plan Vasque On Top 65x37,5 (chêne / noyer)	L 80 cm W 50 cm H 9 cm	0,036 m ³	4,5 Kg	5,5 Kg
Encimera On Top 130x37,5 (roble / nogal) · Worktop On Top 130x37,5 (oak / walnut) · Plan Vasque On Top 130x37,5 (chêne / noyer)	L 140 cm W 50 cm H 9 cm	0,063 m ³	9,1Kg	11,1 Kg
Embellecedor toallero 65x37,5 · Trim with towel rail 65x37,5 · Enjoliveur avec porte-serviettes 65x37,5	L 85 cm W 50 cm H 10 cm	0,042 m ³	0,8 Kg	1,8 Kg
Embellecedor superior/suelo 130x37,5 · Trim upper/floor 130x37,5 · Enjoliveur supérieur/sol 130x37,5	L 140 cm W 50 cm H 10 cm	0,070 m ³	0,9 Kg	2,9 Kg
Embellecedor Pure suelo 65x37,5 · Trim Pure floor 65x37,5 · Enjoliveur Pure de sol 65x37,5	L 80 cm W 50 cm H 10 cm	0,040 m ³	0,6 Kg	2,6 Kg
Chasis toallero suspendido mueble 65x37,5 · Bracket with towel rail wall-hung unit 65x37,5 · Bâti avec porte-serviettes suspendu meuble 65x37,5	L 85 cm W 50 cm H 46 cm	0,019 m ³	10,5 Kg	13,5 Kg
Chasis suspendido mueble 130x37,5 · Bracket wall-hung unit 130x37,5 · Bâti suspendu meuble 130x37,5	L 140 cm W 50 cm H 46 cm	0,032 m ³	18,5 Kg	23,5 Kg
Chasis mueble 65x34 · Bracket unit 65x34 · Bâti meuble 65x34	L 80 cm W 50 cm H 43 cm	0,017 m ³	9,2 Kg	12,2 Kg
Cajón suspendido mueble 65x37,5 · Drawer of wall-hung unit 65x37,5 · Tiroir suspendu meuble 65x37,5	L 80 cm W 50 cm H 48 cm	0,019 m ³	18,6 Kg	21,6 Kg
Cajón suspendido mueble 130x37,5 · Drawer of wall-hung unit 130x37,5 · Tiroir suspendu meuble 130x37,5	L 140 cm W 50 cm H 48 cm	0,033 m ³	36,9 Kg	41,9 Kg
Cajón inferior mueble 65x37,5 · Drawer of bottom unit 65x37,5 · Tiroir inférieur meuble 65x37,5	L 80 cm W 50 cm H 48 cm	0,019 m ³	19,1 Kg	22,1 Kg
Cajón inferior mueble 130x37,5 · Drawer of bottom unit 130x37,5 · Tiroir inférieur meuble 130x37,5	L 140 cm W 50 cm H 48 cm	0,033 m ³	37,9 Kg	42,9 Kg
Cajón doble mueble 65x37,5 · Drawer of double unit 65x37,5 · Tiroir double meuble 65x37,5	L 80 cm W 50 cm H 80 cm	0,032 m ³	32,1 Kg	38,1 Kg
Cajón doble mueble 130x37,5 · Drawer of double unit 130x37,5 · Tiroir double meuble 65x37,5	L 140 cm W 50 cm H 80 cm	0,056 m ³	68,8 Kg	78,8 Kg
Estantería mueble 32,5x34 · Shelf unit 32,5x34 · Rayon meuble 32,5x34	L 45 cm W 40 cm H 48 cm	0,086 m ³	10 Kg	12 Kg
Estantería mueble 65x34 · Shelf unit 65x34 · Rayon meuble 65x34	L 80 cm W 50 cm H 48 cm	0,019 m ³	17 Kg	20 Kg

PURE

LAVABO KRION® 60x40x12h · KRION™ WASHBASIN 60x40x12h · LAVABO KRION® 60x40x12h

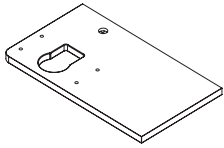
Lavabo KRION® · KRION™ washbasin · Plans vasque KRION®.



COLOR COLOUR COULEUR	REF. KEA KEA CODE CODE KEA	REF. SAP SAP CODE CODE SAP	PUNTOS POINTS POINTS
	S503400001	100219132	755,61

ENCIMERA ON TOP KRION® / MADERA 65x37,5x2,5h · KRION™ / WOOD ON TOP COUNTERTOP 65x37,5x2,5h · PLAN VASQUE ON TOP KRION®/BOIS 65x37,5x2,5h

Encimera para instalación de un lavabo on top · On top washbasin countertop · Plan Vasque pour installation d'un lavabo Top



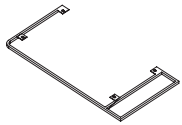
COLOR COLOUR COULEUR	REF. KEA KEA CODE CODE KEA	REF. SAP SAP CODE CODE SAP	PUNTOS POINTS POINTS
	S503500002	100219126	469,05
	S503500004	100222592	281,19
	S503500003	100222563	303,43

* Lavabo no incluido · Washbasin not included · Plan Vasque ne sont pas inclus.

* Solicitar junto a chasis o mueble · Order together with frame or unit · Demander conjointement au bâti ou meuble.

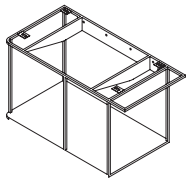
ACCESORIOS 65 · ACCESSORIES 65 · ACCESSOIRES 65

EMBELLECEDOR TOALLERO METAL 65x37,5x1h · TRIM WITH TOWEL RAIL 65x37,5x1h · ENJOLIVEUR AVEC PORTE-SERVIETTES 65x37,5x1h



COLOR COLOUR COULEUR	REF. KEA KEA CODE CODE KEA	REF. SAP SAP CODE CODE SAP	PUNTOS POINTS POINTS
	S805900019	100221980	486,41
	S805900015	100221929	781,51

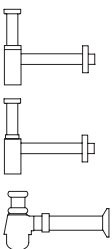
CHASIS TOALLERO SUSPENDIDO MUEBLE 65x37,5x41h · BRACKET WITH TOWEL RAIL WALL-HUNG UNIT 65x37,5x41h · BÂTI AVEC PORTE-SERVIETTES SUSPENDU MEUBLE 65x37,5x41h



COLOR COLOUR COULEUR	REF. KEA KEA CODE CODE KEA	REF. SAP SAP CODE CODE SAP	PUNTOS POINTS POINTS
	S805900007	100221926	863,31
	S805900011	100221941	1.338,29

* Incluye chasis a pared · Includes bracket for wall · Inclut bâti mural.

ACCESORIOS · ACCESSORIES · ACCESSOIRES

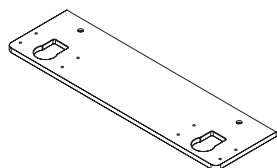


DESCRIPCIÓN DESCRIPTION DESCRIPTION	COLOR COLOUR COULEUR	REF. KEA KEA CODE CODE KEA	REF. SAP SAP CODE CODE SAP	PUNTOS POINTS POINTS
Sifon square SP cromo · SP chrome square siphon · Siphon square SP chromée		S809500079	100106046	224,16
Sifon round SP cromo · SP chrome round siphon · Siphon round SP chromée		S809500078	100106048	131,18
Sifon botella cromo · Bottle chrome syphon · Siphon bouteille chromée		S809500077	100106045	43,72

PURE

ENCIMERA ON TOP KRION® / MADERA 130x37,5x2,5h · KRION™ / WOOD ON TOP COUNTERTOP 130x37,5x2,5h ·
PLAN VASQUE ON TOP KRION®/BOIS 130x37,5x2,5h

Encimera para instalación de dos lavabos on top · Countertop for fitting two On Top basins · Plan vasque pour l'installation de deux lavabos on top.



COLOR COLOUR COULEUR	REF. KEA KEA CODE CODE KEA	REF. SAP SAP CODE CODE SAP	PUNTOS POINTS POINTS
	S503500001	100219125	701,54
	S503500006	100222654	506,81
	S503500005	100222672	544,06

* Lavabo no incluido · Washbasin not included · Plan Vasque ne sont pas inclus.

* Solicitar junto a chasis o mueble · Order together with frame or unit · Demander conjointement au bâti ou meuble.

ACCESORIOS 130 · ACCESSORIES 130 · ACCESSOIRES 130

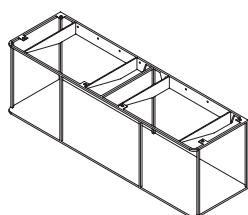
EMBELLECEDOR SUPERIOR/SUELO 130x37,5x1h · TRIM UPPER/FLOOR 130x37,5x1h · ENJOLIVEUR SUPÉRIEUR/SOL 130x37,5x1h



COLOR COLOUR COULEUR	REF. KEA KEA CODE CODE KEA	REF. SAP SAP CODE CODE SAP	PUNTOS POINTS POINTS
	S805900022	100221777	675,64
	S805900016	100221947	1.058,58

Pure Series

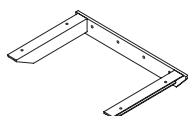
CHASIS SUSPENDIDO MUEBLE 130x37,5x41h · BRACKET WALL-HUNG UNIT 130x37,5x41h · BÂTI SUSPENDU MEUBLE 130x37,5x41h



COLOR COLOUR COULEUR	REF. KEA KEA CODE CODE KEA	REF. SAP SAP CODE CODE SAP	PUNTOS POINTS POINTS
	S805900006	100221936	1.466,77
	S805900010	100221915	2.254,00

* Incluye chasis a pared · Includes bracket for wall · Inclut bâti mural.

CHASIS PURE · BRACKET PURE · BÂTI PURE



COLOR COLOUR COULEUR	REF. KEA KEA CODE CODE KEA	REF. SAP SAP CODE CODE SAP	PUNTOS POINTS POINTS
	S805900032	100222763	200,07

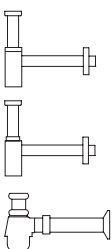
* Se debe instalar con las encimeras on top cuando no se instale un mueble debajo (metálico o de madera) ·

* Must be used to fit On Top countertops when there is no metal or wood undercounter unit.

* On doit l'installer avec les plans vasque on top quand on n'installe pas de meuble dessous (métallique ou en bois).

* Para instalar la encimera on top de 130x37,5 debe pedir dos chasis Pure · To fit the 130x37,5 On Top countertop, two Pure frames should be ordered · Pour installer le plan vasque on top de 130x37,5 on doit commander deux bâtis Pure.

ACCESORIOS · ACCESSORIES · ACCESSOIRES

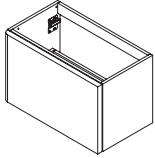


DESCRIPCIÓN DESCRIPTION DESCRIPTION	COLOR COLOUR COULEUR	REF. KEA KEA CODE CODE KEA	REF. SAP SAP CODE CODE SAP	PUNTOS POINTS POINTS
Sifon square SP cromo · SP chrome square siphon · Siphon square SP chromée		S809500079	100106046	224,16
Sifon round SP cromo · SP chrome round siphon · Siphon round SP chromée		S809500078	100106048	131,18
Sifon botella cromo · Bottle chrome syphon · Siphon bouteille chromée		S809500077	100106045	43,72

PURE

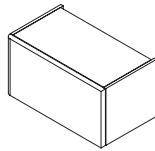
ACCESORIOS · ACCESSORIES · ACCESSOIRES

CAJÓN SUSPENDIDO MUEBLE 65x37,5x40h · DRAWER OF WALL-HUNG UNIT 65x37,5x40h · TIROIR SUSPENDU MEUBLE 65x37,5x40h



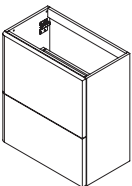
COLOR COLOUR COULEUR	REF. KEA KEA CODE CODE KEA	REF. SAP SAP CODE CODE SAP	PUNTOS POINTS POINTS
	S806100011	100222554	1.528,23
	S806100009	100222553	1.610,48

CAJÓN INFERIOR MUEBLE 65x37,5x33,5h · DRAWER OF BOTTOM UNIT 65x37,5x33,5h · TIROIR INFÉRIEUR MEUBLE 65x37,5x33,5h



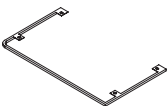
COLOR COLOUR COULEUR	REF. KEA KEA CODE CODE KEA	REF. SAP SAP CODE CODE SAP	PUNTOS POINTS POINTS
	S806100002	100222552	1.838,88
	S806100006	100222562	1.926,12

CAJÓN DOBLE MUEBLE 65x37,5x73,5h · DRAWER OF DOUBLE UNIT 65x37,5x73,5h · TIROIR DOUBLE MEUBLE 65x37,5x73,5h



COLOR COLOUR COULEUR	REF. KEA KEA CODE CODE KEA	REF. SAP SAP CODE CODE SAP	PUNTOS POINTS POINTS
	S806100012	100222561	2.715,80
	S806100001	100222572	2.815,28

EMBELLECEDOR TOALLERO 65x37,5x1h · TRIM WITH TOWEL RAIL 65x37,5x1h · ENJOLIVEUR AVEC PORTE-SERVIETTES 65x37,5x1h



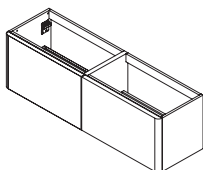
COLOR COLOUR COULEUR	REF. KEA KEA CODE CODE KEA	REF. SAP SAP CODE CODE SAP	PUNTOS POINTS POINTS
	S805900020	100221945	236,29
	S805900014	100221961	400,51

Pure Series

PURE

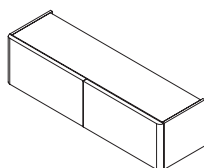
ACCESORIOS · ACCESSORIES · ACCESSOIRES

CAJÓN SUSPENDIDO MUEBLE 130x37,5x40h · DRAWER OF WALL-HUNG UNIT 130x37,5x40h · TIROIR SUSPENDU MEUBLE 130x37,5x40h



COLOR COLOUR COULEUR	REF. KEA KEA CODE CODE KEA	REF. SAP SAP CODE CODE SAP	PUNTOS POINTS POINTS
	S806100007	100222653	2.991,44
	S806100005	100222639	3.137,58

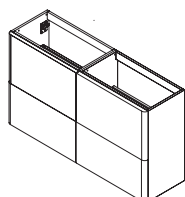
CAJÓN INFERIOR MUEBLE 130x37,5x33,5h · DRAWER OF BOTTOM UNIT 130x37,5x33,5h · TIROIR INFÉRIEUR MEUBLE 130x37,5x33,5h



COLOR COLOUR COULEUR	REF. KEA KEA CODE CODE KEA	REF. SAP SAP CODE CODE SAP	PUNTOS POINTS POINTS
	S806100003	100222662	3.443,78
	S806100004	100222638	3.611,62

Pure Series

CAJÓN DOBLE MUEBLE 130x37,5x73,5h · DRAWER OF DOUBLE UNIT 130x37,5x73,5h · GAVETA DUPLO MÓVEL 130x37,5x73,5h



COLOR COLOUR COULEUR	REF. KEA KEA CODE CODE KEA	REF. SAP SAP CODE CODE SAP	PUNTOS POINTS POINTS
	S806100008	100222652	4.791,97
	S806100010	100222671	5.017,59

CHASIS SUSPENDIDO MUEBLE 130x37,5x1h · BRACKET WALL-HUNG UNIT 130x37,5x1h · BÂTI SUSPENDU MEUBLE 130x37,5x1h

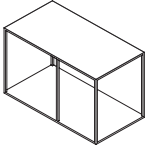


COLOR COLOUR COULEUR	REF. KEA KEA CODE CODE KEA	REF. SAP SAP CODE CODE SAP	PUNTOS POINTS POINTS
	S805900022	100221777	675,64
	S805900016	100221947	1.058,58

CLASS

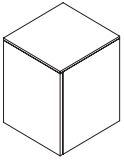
PURE

CHASIS MUEBLE 65x34x41h · BRACKET UNIT 65x34x41h · STRUCTURE MEUBLE 65x34x41h



COLOR COLOUR COULEUR	REF. KEA KEA CODE CODE KEA	REF. SAP SAP CODE CODE SAP	PUNTOS POINTS POINTS
	S805900009	100221914	589,07
	S805900003	100221933	1.055,86

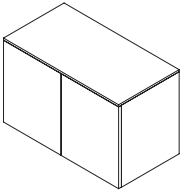
ESTANTERÍA MUEBLE 32,5x34 x41h · SHELF UNIT 32,5x34x41h · RAYON MEUBLE 32,5x34x41h



COLOR COLOUR COULEUR	REF. KEA KEA CODE CODE KEA	REF. SAP SAP CODE CODE SAP	PUNTOS POINTS POINTS
	S806200003	100222580	893,04
	S806200004	100222593	957,51

Pure Series

ESTANTERÍA MUEBLE 65x34x41h · SHELF UNIT 65x34x41h · RAYON MEUBLE 65x34x41h



COLOR COLOUR COULEUR	REF. KEA KEA CODE CODE KEA	REF. SAP SAP CODE CODE SAP	PUNTOS POINTS POINTS
	S806200002	100222591	1.232,02
	S806200001	100222590	1.313,71

PURE

lavabo · hand basins · lavabo

60 x 39 x 14,2 h

pedestal · pedestal · colone

190 x 320 · 73,5h

encimera on top · on top worktop · plan vasque on top

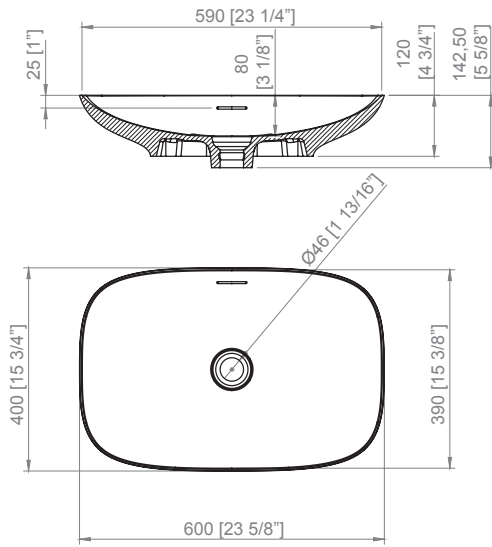
65 x 37,5 x 2,5 h

130 x 37,5 x 2,5 h

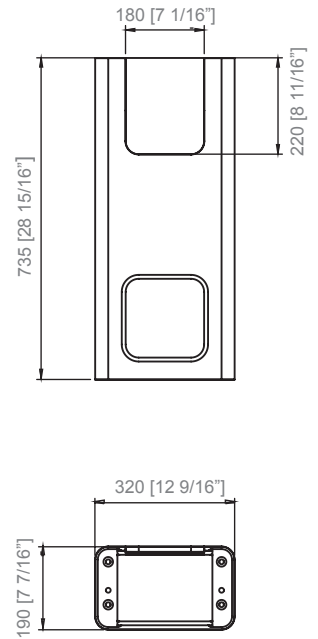
Pure Series



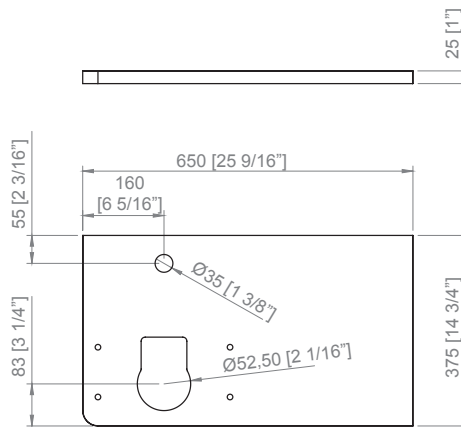
60 x 39 x 14,2 h



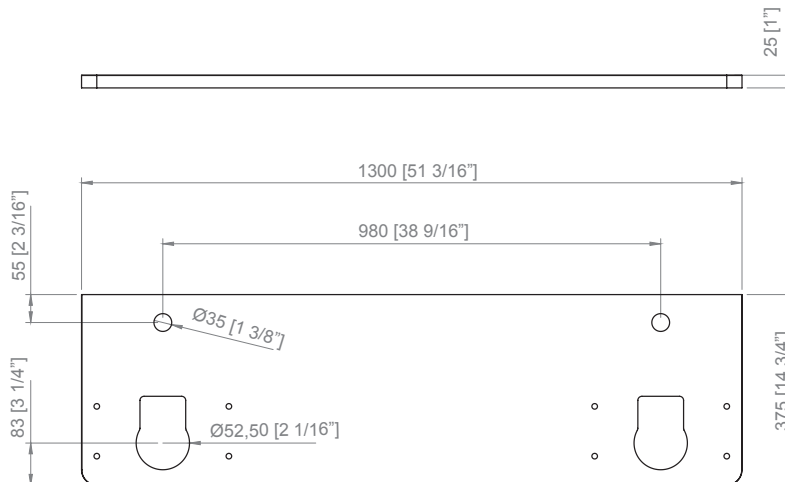
190 x 320 x 73,5h



65 x 37,5 x 2,5 h



130 x 37,5 x 2,5 h

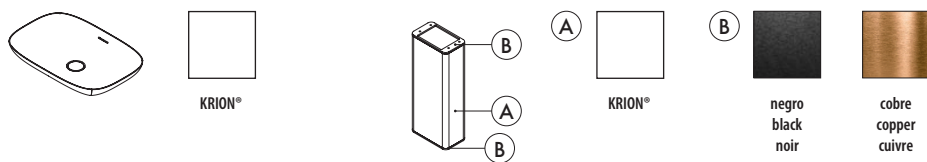


PURE

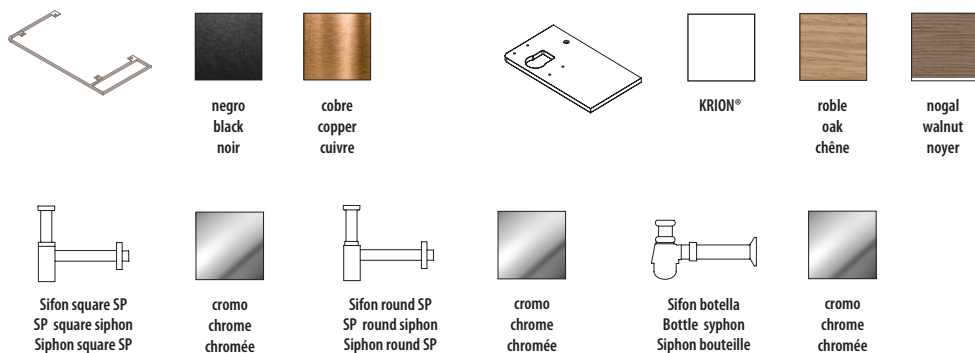
CARACTERÍSTICAS · FEATURES · CARACTERISTIQUES

CLASS

COLORES · COLOURS · COULEURS

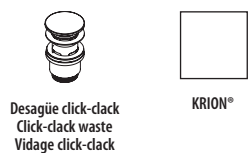


ACCESORIOS · ACCESSORIES · ACCESSOIRES



Pure Series

EQUIPAMIENTO · EQUIPMENT · EQUIPEMENT



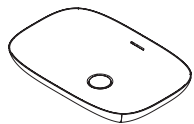
DATOS DE EXPEDICIÓN · EXPEDITION DATA · DONNÉES D'EXPÉDITION

MODELO MODEL MODEL	DIMENSIONES DIMENSIONS DIMENSIONS	VOLUMEN VOLUME VOLUME	PESO NETO NET WEIGHT POIDS NET	PESO BRUTO GROSS WEIGHT POIDS BRUT
Lavabo 60x40 · Washbasin 60x40 · Lavabo 60x40	L 67,4 cm W 47,4 cm H 20,8 cm	0,066 m ³	12 Kg	13,5 Kg
Pedestal 18,9x31,9 · Peshdestal 18,9x31,9 · Pied 18,9x31,9	L 80 cm W 40 cm H 27 cm	0,086 m ³	17 Kg	19 Kg
Emb. sup/suelo pedestal · Trim upper/floor pedestal · Enjoliveur supérieur/sol pied	L 40 cm W 25 cm H 10 cm	0,01 m ³	0,2 Kg	1,2 Kg

PURE

LAVABO KRION® 60x40x12h · KRION™ WASHBASIN 60x40x12h · LAVABO KRION® 60x40x12h

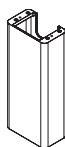
Lavabo KRION® · KRION™ washbasin · Plans vasque KRION®.



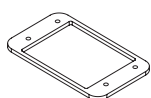
COLOR COLOUR COULEUR	REF. KEA KEA CODE CODE KEA	REF. SAP SAP CODE CODE SAP	PUNTOS POINTS POINTS
	S503400001	100219132	755,61

PEDESTAL KRION® 18,9x31,9 · PEDESTAL KRION™ 18,9x31,9 · PIED KRION® 18,9x31,9

Pedestal KRION® · KRION™ pedestal · Pied KRION®.



COLOR COLOUR COULEUR	REF. KEA KEA CODE CODE KEA	REF. SAP SAP CODE CODE SAP	PUNTOS POINTS POINTS
	S805900031	100222792	976,11

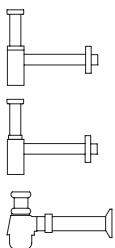


EMB. SUP/SUELO PEDESTAL · TRIM UPPER/FLOOR PEDESTAL · ENJOLIVEUR SUPÉRIEUR/SOL PIED

COLOR COLOUR COULEUR	REF. KEA KEA CODE CODE KEA	REF. SAP SAP CODE CODE SAP	PUNTOS POINTS POINTS
	S805900017	100221946	144,49
	S805900018	100221928	236,18

Pure Series

ACCESORIOS · ACCESSORIES · ACCESSOIRES

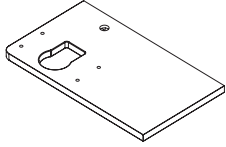


DESCRIPCIÓN DESCRIPTION DESCRIPTION	COLOR COLOUR COULEUR	REF. KEA KEA CODE CODE KEA	REF. SAP SAP CODE CODE SAP	PUNTOS POINTS POINTS
Sifon square SP cromo · SP chrome square siphon · Siphon square SP chromée		S809500079	100106046	224,16
Sifon round SP cromo · SP chrome round siphon · Siphon round SP chromée		S809500078	100106048	131,18
Sifon botella cromo · Bottle chrome syphon · Siphon bouteille chromée		S809500077	100106045	43,72

PURE

ENCIMERA ON TOP KRION® / MADERA 65x37,5x2,5h · KRION™ / WOOD ON TOP COUNTERTOP 65x37,5x2,5h ·
 PLAN VASQUE ON TOP KRION®/BOIS 65x37,5x2,5h

Encimera para instalación de un lavabo on top · On top washbasin countertop ·
 Plan Vasque pour installation d'un lavabo Top

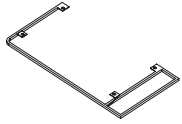


COLOR COLOUR COULEUR	REF. KEA KEA CODE CODE KEA	REF. SAP SAP CODE CODE SAP	PUNTOS POINTS POINTS
	S503500002	100219126	469,05
	S503500004	100222592	281,19
	S503500003	100222563	303,43

Lavabo no incluido · Washbasin not included · Plan Vasque ne sont pas inclus

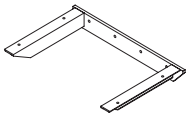
ACCESORIOS 65 · ACCESSORIES 65 · ACCESSOIRES 65

EMBELLECEDOR TOALLERO 65x37,5x1h · TRIM WITH TOWEL RAIL 65x37,5x1h · ENJOLIVEUR AVEC PORTE-SERVIETTES 65x37,5x1h



COLOR COLOUR COULEUR	REF. KEA KEA CODE CODE KEA	REF. SAP SAP CODE CODE SAP	PUNTOS POINTS POINTS
	S805900019	100221980	486,41
	S805900015	100221929	781,51

CHASIS PURE · BRACKET PURE · BÂTI PURE



COLOR COLOUR COULEUR	REF. KEA KEA CODE CODE KEA	REF. SAP SAP CODE CODE SAP	PUNTOS POINTS POINTS
	S805900032	100222763	200,07

Pure Series

PURE

encimera · worktop · plan vasque

79 x 49 · 14,5 h

158 x 49 · 14,5 h

Pure Series

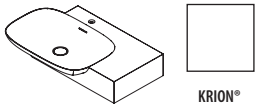


PURE


CARACTERÍSTICAS · FEATURES · CARACTERISTIQUES

CLASS

COLORES · COLOURS · COULEURS



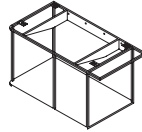
ACCESORIOS · ACCESSORIES · ACCESSOIRES



negro
black
noir



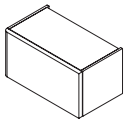
cobre
copper
cuivre



negro
black
noir



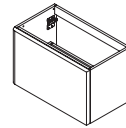
cobre
copper
cuivre



roble lineal
linear oak
chêne linéaire



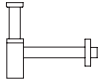
nogal lineal
linear walnut
noyer linéaire



roble lineal
linear oak
chêne linéaire



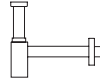
nogal lineal
linear walnut
noyer linéaire



Sifon square SP
SP square siphon
Siphon square SP



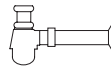
cromo
chrome
chromée



Sifon round SP
SP round siphon
Siphon round SP



cromo
chrome
chromée



Sifon botella
Bottle syphon
Siphon bouteille



cromo
chrome
chromée

Pure Series

EQUIPAMIENTO · EQUIPMENT · EQUIPEMENT



Desagüe click-clack
Click-clack waste
Vidage click-clack

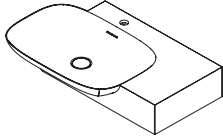


MODELO MODEL MODEL	DIMENSIONES DIMENSIONS DIMENSIONS	VOLUMEN VOLUME VOLUME	PESO NETO NET WEIGHT POIDS NET	PESO BRUTO GROSS WEIGHT POIDS BRUT
Encimera 79x49 · Worktop 79x49 · Plan Vasque 79x49	L 86,4 cm W 56,9 cm H 23,3 cm	0,115 m ³	18 Kg	20 Kg
Encimera 158x49 · Worktop 158x49 · Plan Vasque 158x49	L 165,4 cm W 56,9 cm H 23,3 cm	0,219 m ³	33 Kg	36 Kg
Embellededor toallero 65x37,5 · Trim with towel rail 65x37,5 · Enjoliveur avec porte-serviettes 65x37,5	L 85 cm W 50 cm H 10 cm	0,042 m ³	0,8 Kg	1,8 Kg
Embellededor superior/suelo 130x37,5 · Trim upper/floor 130x37,5 · Enjoliveur supérieur/sol 130x37,5	L 140 cm W 50 cm H 10 cm	0,070 m ³	0,9 Kg	2,9 Kg
Embellededor Pure suelo 65x37,5 · Trim Pure floor 65x37,5 · Enjoliveur Pure de sol 65x37,5	L 80 cm W 50 cm H 10 cm	0,040 m ³	0,6 Kg	2,6 Kg
Chasis toallero suspendido mueble 65x37,5 · Bracket with towel rail wall-hung unit 65x37,5 · Bâti avec porte-serviettes suspendu meuble 65x37,5	L 85 cm W 50 cm H 46 cm	0,019 m ³	10,5 Kg	13,5 Kg
Chasis suspendido mueble 130x37,5 · Bracket wall-hung unit 130x37,5 · Bâti suspendu meuble 130x37,5	L 140 cm W 50 cm H 46 cm	0,032 m ³	18,5 Kg	23,5 Kg
Chasis mueble 65x34 · Bracket unit 65x34 · Bâti meuble 65x34	L 80 cm W 50 cm H 43 cm	0,017 m ³	9,2 Kg	12,2 Kg
Cajón suspendido mueble 65x37,5 · Drawer of wall-hung unit 65x37,5 · Tiroir suspendu meuble 65x37,5	L 80 cm W 50 cm H 48 cm	0,019 m ³	18,6 Kg	21,6 Kg
Cajón suspendido mueble 130x37,5 · Drawer of wall-hung unit 130x37,5 · Tiroir suspendu meuble 130x37,5	L 140 cm W 50 cm H 48 cm	0,033 m ³	36,9 Kg	41,9 Kg
Cajón inferior mueble 65x37,5 · Drawer of bottom unit 65x37,5 · Tiroir inférieur meuble 65x37,5	L 80 cm W 50 cm H 48 cm	0,019 m ³	19,1 Kg	22,1 Kg
Cajón inferior mueble 130x37,5 · Drawer of bottom unit 130x37,5 · Tiroir inférieur meuble 130x37,5	L 140 cm W 50 cm H 48 cm	0,033 m ³	37,9 Kg	42,9 Kg
Cajón doble mueble 65x37,5 · Drawer of double unit 65x37,5 · Tiroir double meuble 65x37,5	L 80 cm W 50 cm H 80 cm	0,032 m ³	32,1 Kg	38,1 Kg
Cajón doble mueble 130x37,5 · Drawer of double unit 130x37,5 · Tiroir double meuble 65x37,5	L 140 cm W 50 cm H 80 cm	0,056 m ³	68,8 Kg	78,8 Kg
Estantería mueble 32,5x34 · Shelf unit 32,5x34 · Rayon meuble 32,5x34	L 45 cm W 40 cm H 48 cm	0,086 m ³	10 Kg	12 Kg
Estantería mueble 65x34 · Shelf unit 65x34 · Rayon meuble 65x34	L 80 cm W 50 cm H 48 cm	0,019 m ³	17 Kg	20 Kg

PURE

ENCIMERA KRION® 79x49x14,5h · KRION™ WORKTOP 79x49x14,5h · PLAN VASQUE KRION® 79x49x14,5h

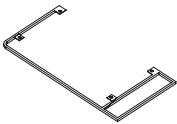
1 lavabo encastrado izquierda · 1 left built-in worktop · 1 plans vasque encastré gauche.
Con agujero para grifería · With tap hole · Avec trou pour robinetterie



COLOR COLOUR COULEUR	REF. KEA KEA CODE CODE KEA	REF. SAP SAP CODE CODE SAP	PUNTOS POINTS POINTS
	S503600002	100219144	999,18

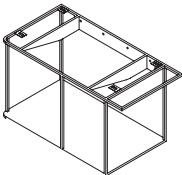
ACCESORIOS 65 · ACCESSORIES 65 · ACCESSOIRES 65

EMBELLECEDOR TOALLERO 65x37,5x1h · TRIM WITH TOWEL RAIL 65x37,5 x1h · ENJOLIVEUR AVEC PORTE-SERVIETTES 65x37,5x1h



COLOR COLOUR COULEUR	REF. KEA KEA CODE CODE KEA	REF. SAP SAP CODE CODE SAP	PUNTOS POINTS POINTS
	S805900019	100221980	486,41
	S805900015	100221929	781,51

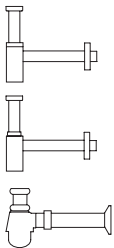
CHASIS TOALLERO SUSPENDIDO MUEBLE 65x37,5x41h · BRACKET WITH TOWEL RAIL WALL-HUNG UNIT 65x37,5x41h · BÂTI AVEC PORTE-SERVIETTES SUSPENDU MEUBLE 65x37,5x41h



COLOR COLOUR COULEUR	REF. KEA KEA CODE CODE KEA	REF. SAP SAP CODE CODE SAP	PUNTOS POINTS POINTS
	S805900007	100221926	863,31
	S805900011	100221941	1.338,29

* Incluye chasis a pared · Includes bracket for wall · Inclut bâti mural.

ACCESORIOS · ACCESSORIES · ACCESSOIRES

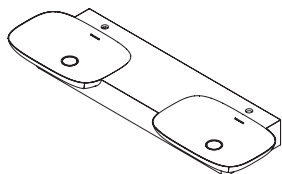


DESCRIPCIÓN DESCRIPTION DESCRIPTION	COLOR COLOUR COULEUR	REF. KEA KEA CODE CODE KEA	REF. SAP SAP CODE CODE SAP	PUNTOS POINTS POINTS
Sifon square SP cromo · SP chrome square siphon · Siphon square SP chromée		S809500079	100106046	224,16
Sifon round SP cromo · SP chrome round siphon · Siphon round SP chromée		S809500078	100106048	131,18
Sifon botella cromo · Bottle chrome syphon · Siphon bouteille chromée		S809500077	100106045	43,72

PURE

ENCIMERA KRION® 158x49x14,5h · KRION™ WORKTOP 158x49x14,5h · PLAN VASQUE KRION® 158x49x14,5h

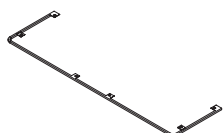
2 lavabos encastrados · 2 built-in worktops · 2 plans vasque encastrés.
Con agujero para grifería · With tap hole · Avec trou pour robinetterie.



COLOR COLOUR COULEUR	REF. KEA KEA CODE CODE KEA	REF. SAP SAP CODE CODE SAP	PUNTOS POINTS POINTS
	S503600001	100219108	2.124,71

ACCESORIOS 130 · ACCESSORIES 130 · ACCESSOIRES 130

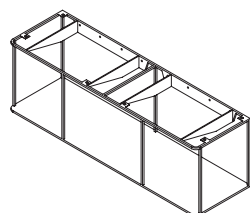
EMBELLECEDOR SUPERIOR/SUELO 130x37,5x1h · TRIM UPPER/FLOOR 130x37,5x1h · ENJOLIVEUR SUPÉRIEUR/SOL 130x37,5x1h



COLOR COLOUR COULEUR	REF. KEA KEA CODE CODE KEA	REF. SAP SAP CODE CODE SAP	PUNTOS POINTS POINTS
	S805900022	100221777	675,64
	S805900016	100221947	1.058,58

Pure Series

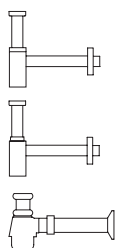
CHASIS SUSPENDIDO MUEBLE 130x37,5x41h · BRACKET WALL-HUNG UNIT 130x37,5x41h · BÂTI SUSPENDU MEUBLE 130x37,5x41h



COLOR COLOUR COULEUR	REF. KEA KEA CODE CODE KEA	REF. SAP SAP CODE CODE SAP	PUNTOS POINTS POINTS
	S805900006	100221936	1.466,77
	S805900010	100221915	2.254,00

* Incluye chasis a pared · Includes bracket for wall · Inclut bâti mural.

ACCESORIOS · ACCESSORIES · ACCESSOIRES

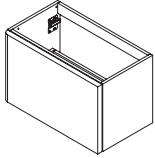


DESCRIPCIÓN DESCRIPTION DESCRIPTION	COLOR COLOUR COULEUR	REF. KEA KEA CODE CODE KEA	REF. SAP SAP CODE CODE SAP	PUNTOS POINTS POINTS
Sifon square SP cromo · SP chrome square siphon · Siphon square SP chromée		S809500079	100106046	224,16
Sifon round SP cromo · SP chrome round siphon · Siphon round SP chromée		S809500078	100106048	131,18
Sifon botella cromo · Bottle chrome syphon · Siphon bouteille chromée		S809500077	100106045	43,72

PURE

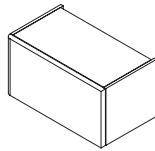
ACCESORIOS · ACCESSORIES · ACCESSOIRES

CAJÓN SUSPENDIDO MUEBLE 65x37,5x40h · DRAWER OF WALL-HUNG UNIT 65x37,5x40h · TIROIR SUSPENDU MEUBLE 65x37,5x40h



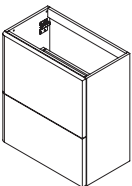
COLOR COLOUR COULEUR	REF. KEA KEA CODE CODE KEA	REF. SAP SAP CODE CODE SAP	PUNTOS POINTS POINTS
	S806100011	100222554	1.528,23
	S806100009	100222553	1.610,48

CAJÓN INFERIOR MUEBLE 65x37,5x33,5h · DRAWER OF BOTTOM UNIT 65x37,5x33,5h · TIROIR INFÉRIEUR MEUBLE 65x37,5x33,5h



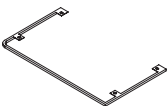
COLOR COLOUR COULEUR	REF. KEA KEA CODE CODE KEA	REF. SAP SAP CODE CODE SAP	PUNTOS POINTS POINTS
	S806100002	100222552	1.838,88
	S806100006	100222562	1.926,12

CAJÓN DOBLE MUEBLE 65x37,5x73,5h · DRAWER OF DOUBLE UNIT 65x37,5x73,5h · TIROIR DOUBLE MEUBLE 65x37,5x73,5h



COLOR COLOUR COULEUR	REF. KEA KEA CODE CODE KEA	REF. SAP SAP CODE CODE SAP	PUNTOS POINTS POINTS
	S806100012	100222561	2.715,80
	S806100001	100222572	2.815,28

EMBELLECEDOR TOALLERO METAL 65x37,5x1h · TRIM WITH TOWEL RAIL 65x37,5x1h · ENJOLIVEUR AVEC PORTE-SERVIETTES 65x37,5x1h



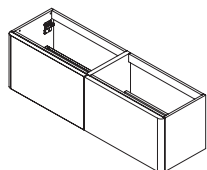
COLOR COLOUR COULEUR	REF. KEA KEA CODE CODE KEA	REF. SAP SAP CODE CODE SAP	PUNTOS POINTS POINTS
	S805900020	100221945	236,29
	S805900014	100221961	400,51

Pure Series

PURE

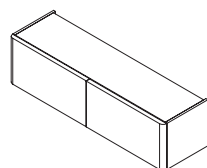
ACCESORIOS · ACCESSORIES · ACCESSOIRES

CAJÓN SUSPENDIDO MUEBLE 130x37,5x40h · DRAWER OF WALL-HUNG UNIT 130x37,5x40h · TIROIR SUSPENDU MEUBLE 130x37,5x40h



COLOR COLOUR COULEUR	REF. KEA KEA CODE CODE KEA	REF. SAP SAP CODE CODE SAP	PUNTOS POINTS POINTS
	S806100007	100222653	2.991,44
	S806100005	100222639	3.137,58

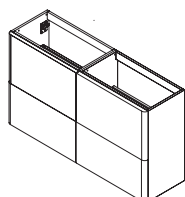
CAJÓN INFERIOR MUEBLE 130x37,5x33,5h · DRAWER OF BOTTOM UNIT 130x37,5x33,5h · TIROIR INFÉRIEUR MEUBLE 130x37,5x33,5h



COLOR COLOUR COULEUR	REF. KEA KEA CODE CODE KEA	REF. SAP SAP CODE CODE SAP	PUNTOS POINTS POINTS
	S806100003	100222662	3.443,78
	S806100004	100222638	3.611,62

Pure Series

CAJÓN DOBLE MUEBLE 130x37,5x73,5h · DRAWER OF DOUBLE UNIT 130x37,5x73,5h · GAVETA DUPLO MÓVEL 130x37,5x73,5h



COLOR COLOUR COULEUR	REF. KEA KEA CODE CODE KEA	REF. SAP SAP CODE CODE SAP	PUNTOS POINTS POINTS
	S806100008	100222652	4.791,97
	S806100010	100222671	5.017,59

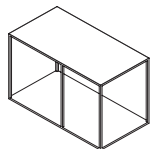
CHASIS SUSPENDIDO MUEBLE 130x37,5x1h · BRACKET WALL-HUNG UNIT 130x37,5x1h · BÂTI SUSPENDU MEUBLE 130x37,5x1h





COLOR COLOUR COULEUR	REF. KEA KEA CODE CODE KEA	REF. SAP SAP CODE CODE SAP	PUNTOS POINTS POINTS
	S805900022	100221777	675,64
	S805900016	100221947	1.058,58

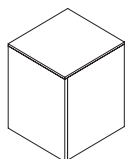
PURE



CHASIS MUEBLE 65x34x41h · BRACKET UNIT 65x34x41h · STRUCTURE MEUBLE 65x34x41h



COLOR COLOUR COULEUR	REF. KEA KEA CODE CODE KEA	REF. SAP SAP CODE CODE SAP	PUNTOS POINTS POINTS
	S805900009	100221914	589,07
	S805900003	100221933	1.055,86

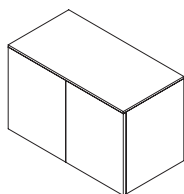
ESTANTERÍA MUEBLE 32,5x34 x41h · SHELF UNIT 32,5x34x41h · RAYON MEUBLE 32,5x34x41h





COLOR COLOUR COULEUR	REF. KEA KEA CODE CODE KEA	REF. SAP SAP CODE CODE SAP	PUNTOS POINTS POINTS
	S806200003	100222580	893,04
	S806200004	100222593	957,51

Pure Series

ESTANTERÍA MUEBLE 65x34x41h · SHELF UNIT 65x34x41h · RAYON MEUBLE 65x34x41h



COLOR COLOUR COULEUR	REF. KEA KEA CODE CODE KEA	REF. SAP SAP CODE CODE SAP	PUNTOS POINTS POINTS
	S806200002	100222591	1.232,02
	S806200001	100222590	1.313,71

JABONERA PURE

PURE SOAP DISH
PORTE-SAVON PURE



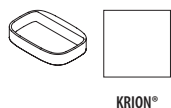
Pure Series

JABONERA PURE · PURE SOAP DISH · PORTE-SAVON PURE

Jabonera realizada en KRION® + soporte metálico

KRION™ soap dish + metal support.

KRION® soap dish + metal support



KRION®



negro
black
noir



cobre
copper
cuivre





DIMENSIONES DIMENSIONS FORMAT	REF. KEA KEA CODE CODE KEA	REF. SAP SAP CODE CODE SAP	PUNTOS POINTS POINTS
Ø10 - 2,5h	S805800006	100221002	113,04

* Instalar con chasis · Install with frame · Installer avec la structure.

CHASIS · BRACKET · BÂTI



DIMENSIONES DIMENSIONS FORMAT	COLOR COLOUR COULEUR	REF. KEA KEA CODE CODE KEA	REF. SAP SAP CODE CODE SAP	PUNTOS POINTS POINTS
Ø10		S805900026	100222040	138,94
		S805900025	100222006	261,20





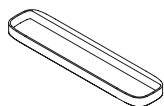
DIMENSIONES DIMENSIONS FORMAT	REF. KEA KEA CODE CODE KEA	REF. SAP SAP CODE CODE SAP	PUNTOS POINTS POINTS
15 x 10 · 2,5h	S805800004	100220489	175,89

* Instalar con chasis · Install with frame · Installer avec la structure.

CHASIS · BRACKET · BÂTI



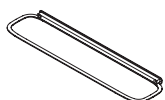
DIMENSIONES DIMENSIONS FORMAT	COLOR COLOUR COULEUR	REF. KEA KEA CODE CODE KEA	REF. SAP SAP CODE CODE SAP	PUNTOS POINTS POINTS
15 x 10		S805900008	100221939	141,77
		S805900001	100221762	266,50





DIMENSIONES DIMENSIONS FORMAT	REF. KEA KEA CODE CODE KEA	REF. SAP SAP CODE CODE SAP	PUNTOS POINTS POINTS
45 x 10 · 2,5h	S805800005	100221011	247,58

* Instalar con chasis · Install with frame · Installer avec la structure.

CHASIS · BRACKET · BÂTI



DIMENSIONES DIMENSIONS FORMAT	COLOR COLOUR COULEUR	REF. KEA KEA CODE CODE KEA	REF. SAP SAP CODE CODE SAP	PUNTOS POINTS POINTS
45 x 10		S805900024	100221991	144,71
		S805900023	100221955	272,08

ESTANTE SUELO PURE

PURE FLOOR SHELF

ÉTAGÈRE DE SOL PURE


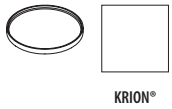


ESTANTE SUELO PURE · PURE FLOOR SHELF · ÉTAGÈRE DE SOL PURE

Estante suelo realizado en metal con balda en KRION®.

Floor shelf unit with metal frame and KRION™ shelf.

Étagère de sol en métal avec tablette en KRION®.



DIMENSIONES DIMENSIONS FORMAT	REF. KEA KEA CODE CODE KEA	REF. SAP SAP CODE CODE SAP	PUNTOS POINTS POINTS
ø40 · 3 h	S805800003	100220449	322,59

* Instalar con chasis D40 / 60x40 / 100x40 - Fit with D40/ 60x40 / 100x40 frame - Installer avec bâti D40 / 60x40 / 100x40.

CHASIS · BRACKET · BÂTI

DIMENSIONES DIMENSIONS FORMAT	COLOR COLOUR COULEUR	REF. KEA KEA CODE CODE KEA	REF. SAP SAP CODE CODE SAP	PUNTOS POINTS POINTS
ø40 · 40h		S805900005	100221765	408,46
		S805900004	100221764	675,21

* Montaje con una o dos baldas D40. Balda superior D40, inferior opcional D40 - Can feature one or two D40 shelves. D40 top shelf. Optional bottom shelf: D40 - Montage avec une ou deux tablettes D40. Tablette supérieure D40. Inférieure optionnelle : D40.



DIMENSIONES DIMENSIONS FORMAT	REF. KEA KEA CODE CODE KEA	REF. SAP SAP CODE CODE SAP	PUNTOS POINTS POINTS
60 x 40 · 3 h	S805800002	100220976	489,86

* Instalar con chasis 60x40 / 100x40 - Fit with 60x40/100x40 frame - Installer avec bâti 60x40 / 100x40.

CHASIS · BRACKET · BÂTI

DIMENSIONES DIMENSIONS FORMAT	COLOR COLOUR COULEUR	REF. KEA KEA CODE CODE KEA	REF. SAP SAP CODE CODE SAP	PUNTOS POINTS POINTS
60 x 40 · 40 h		S805900002	100221920	441,80
		S805900029	100222047	750,38

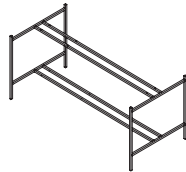
* Montaje con balda superior 60x40 y balda inferior D40 - With 60x40 top shelf. With D40 bottom shelf. - Montage tablette supérieure 60x40. Tablette inférieure D40.





DIMENSIONES DIMENSIONS FORMAT	REF. KEA KEA CODE CODE KEA	REF. SAP SAP CODE CODE SAP	PUNTOS POINTS POINTS
100 x 40 - 3 h	S805800001	100220436	679,63

* Instalar con chasis 100x40 - Fit with 100x40 frame - Installer avec bâti 100x40.

CHASIS - BRACKET - BÂTI



DIMENSIONES DIMENSIONS FORMAT	COLOR COLOUR COULEUR	REF. KEA KEA CODE CODE KEA	REF. SAP SAP CODE CODE SAP	PUNTOS POINTS POINTS
100 x 40 - 40 h		S805900028	100222046	477,92
		S805900027	100222062	825,25

* Instalar con:
Opción 1: Balda superior 100x40 / Balda inferior 100x40.
Opción 2: Balda superior D40 y 60x40. / Balda inferior 100x40.

Fit with:
Option 1: 100x40 top shelf.
100x40 bottom shelf.
Option 2: D40 / 60x40 top shelf.
100x40 bottom shelf.

Installer avec:
Option 1 : Tablette supérieure 100x40
Tablette inférieure 100x40.
Option 2 : Tablette supérieure D40 / 60x40
Tablette inférieure 100x40.

COLUMNA MUEBLE PURE

PURE SHELVES UNIT

ÉTAGÈRE MEUBLE PURE






COLUMNA MUEBLE PURE · PURE SHELVES UNIT · ÉTAGÈRE MEUBLE PURE

Columna pared realizada en metal.

Metal wall-hung shelf unit.

Étagère murale fabriquée en métal.



DIMENSIONES DIMENSIONS FORMAT	COLOR COLOUR COULEUR	REF. KEA KEA CODE CODE KEA	REF. SAP SAP CODE CODE SAP	PUNTOS POINTS POINTS
40 x 30 · 121h		S805900013	100221951	741,89
		S805900012	100221768	1.247,60

TOALLERO PURE

PURE TOWEL RAIL

PORTE-SERVIETTES PURE



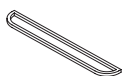
Pure Series

TOALLERO PURE · PURE TOWEL RAIL · PORTE-SERVIETTES PURE

Toallero realizado en metal.

Metal towel rail.

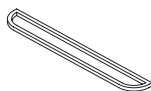
Porte-serviettes fabriqué en métal.





negro
black
noir



cobre
copper
cuivre



DIMENSIONES DIMENSIONS FORMAT	COLOR COLOUR COULEUR	REF. KEA KEA CODE CODE KEA	REF. SAP SAP CODE CODE SAP	PUNTOS POINTS POINTS
45 x 6 · 1h		S805900030	100221981	143,09
		S805900021	100221972	307,42

ESPEJO PURE

PURE MIRROR

MIROIR PURE



ESPEJO PURE · PURE MIRROR · MIROIR PURE

Espejo realizado en metal.

Metal mirror.

Miroir fabriqué en métal.



negro
black
noir



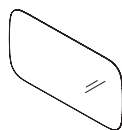
cobre
copper
cuivre



DIMENSIONES DIMENSIONS FORMAT	COLOR COLOUR COULEUR	REF. KEA KEA CODE CODE KEA	REF. SAP SAP CODE CODE SAP	PUNTOS POINTS POINTS
Ø82	-	S80600008	100222108	138,94
		S80600006	100222160	477,92
		S80600005	100222109	516,81



DIMENSIONES DIMENSIONS FORMAT	COLOR COLOUR COULEUR	REF. KEA KEA CODE CODE KEA	REF. SAP SAP CODE CODE SAP	PUNTOS POINTS POINTS
53 x 82	-	S80600002	100222146	133,36
		S80600004	100222151	422,34
		S80600009	100222150	461,24



DIMENSIONES DIMENSIONS FORMAT	COLOR COLOUR COULEUR	REF. KEA KEA CODE CODE KEA	REF. SAP SAP CODE CODE SAP	PUNTOS POINTS POINTS
145 x 82	-	S80600003	100222140	255,64
		S80600001	100222144	778,01
		S80600007	100222106	833,58



MODUL series

Nueva serie de baño MODUL, basada en el plano y de línea minimalista. Casi aséptica, pretende ser aparte de una seductora propuesta estética, una controversia para los sentidos. Una fusión económica, estética y práctica. La pieza principal realizada en KRION®, la estructura metálica, la cuál confiere la rigidez necesaria al conjunto. Esta solución técnica y formal permite conseguir una sensación aérea, muy atractiva por su ligereza visual.

New MODUL bathroom series, based on straight, minimalist lines. Pure in spirit, it is intended to provide a sensation that is simultaneously seductive and controversial. A combination that is economical, aesthetically pleasing and practical. The main component, made of KRION®, and a metallic frame, which provides the ensemble with the necessary stiffness. This technical and formal solution makes it possible to achieve an airy sensation, which is highly attractive thanks to its light appearance.

Nouvelle série de salles de bains MODUL, inspirée du plan et de style minimaliste. Presque aseptique, en plus de constituer une proposition esthétique séduisante, elle se veut une controverse pour les sens. Une fusion économique, esthétique et pratique. La pièce principale est fabriquée en KRION® et la structure métallique dote l'ensemble de la rigidité nécessaire. Cette solution technique et formelle permet de suggérer une sensation aérienne, très attrayante par sa légèreté visuelle.



MODUL

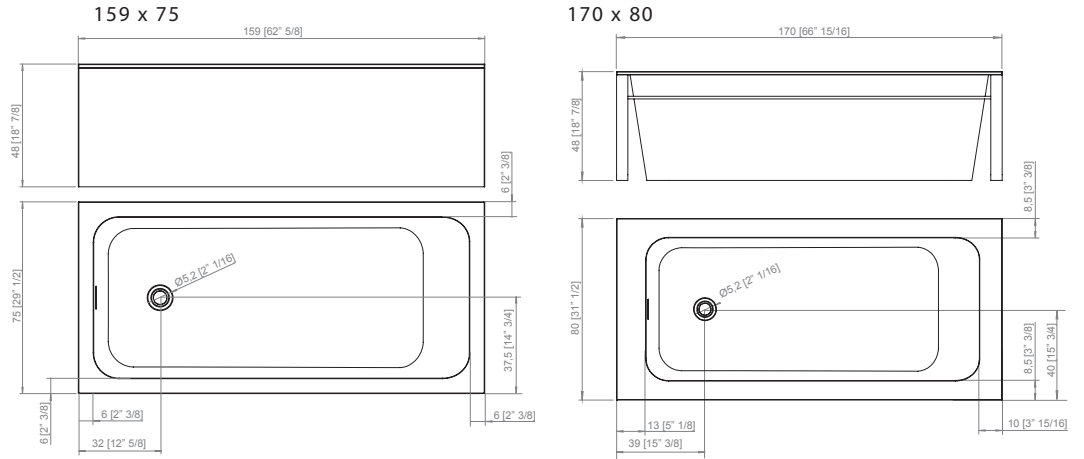
bañera · bath · baignoire

159x75 · 48h

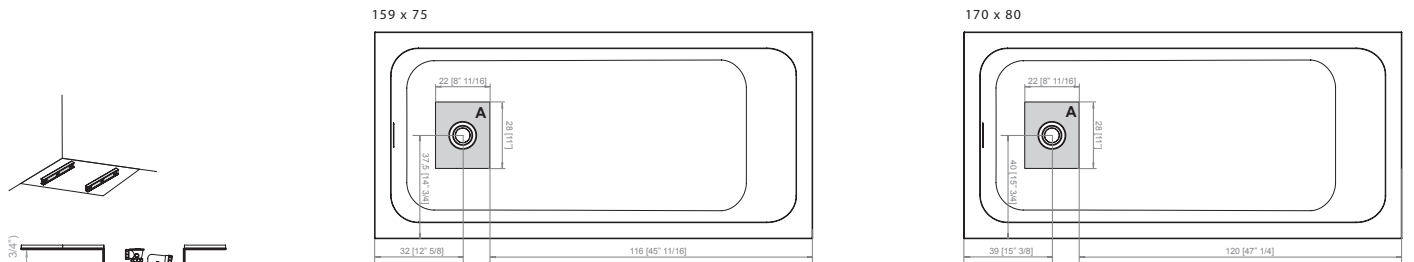
170x80 · 48h

Modul Series

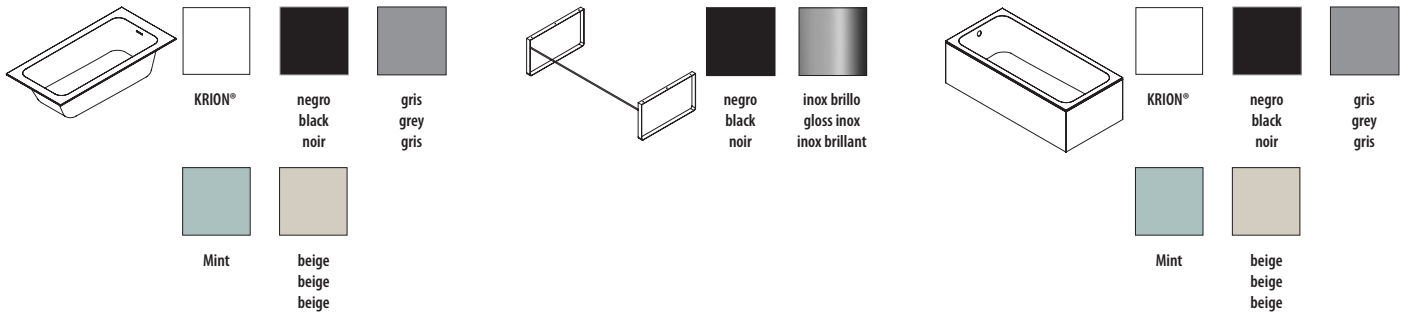





PREINSTALACIÓN · PRE-INSTALLING · PRE-INSTALLATION



COLORES · COLOURS · COULEURS



EQUIPAMIENTO · EQUIPMENT · EQUIPEMENT



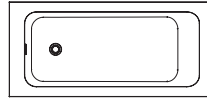
DATOS DE EXPEDICIÓN · EXPEDITION DATA · DONNÉES D'EXPÉDITION

	DIMENSIONES DIMENSIONS DIMENSIONS		VOLUMEN VOLUME VOLUME	PESO NETO NET WEIGHT POIDS NET	PESO BRUTO GROSS WEIGHT POIDS BRUT
159 x 75	L	170 cm	0,86 m ³	87 Kg	100 Kg
	W	85 cm			
	H	60 cm			
170 x 80	L	180 cm	0,97 m ³	96 Kg	110 Kg
	W	90 cm			
	H	60 cm			

CLASS

MODUL

159 x 75



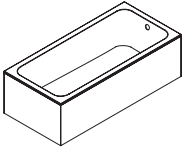
blanco KRION®
white KRION™
blanc KRION®

Volumen agua 245 l.
Water volume 245 l.
Volume d'eau 245 l.

BAÑERA CON FALDÓN BATH WITH PANEL BAIGNOIRE AVEC TABLIER

Kit desagüe EPOQUE / MODUL · EPOQUE / MODUL drain Kit ·
Kit vidage EPOQUE / MODUL KRION®

Sifón no incluido.
Syphon not included.
Siphon no inclus.



COLOR COLOUR COULEUR	REF. KEA KEA CODE CODE KEA	REF. SAP SAP CODE CODE SAP	PUNTOS POINTS POINTS
	S127500001	100102397	4.518,83
	S127500005	100118774	5.314,41
	S127500004	100118773	5.314,41
	S127500011	100124549	5.314,41
	S127500014	100141035	5.314,41

MODUL

170 x 80



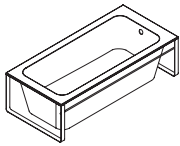
blanco KRION®
white KRION™
blanc KRION®

Volumen agua 245 l.
Water volume 245 l.
Volume d'eau 245 l.

BAÑERA CON ESTRUCTURA BATH WITH FRAME BAIGNOIRE AVEC STRUCTURE

Kit desagüe EPOQUE / MODUL · EPOQUE / MODUL drain Kit ·
Kit vidage EPOQUE / MODUL

Sifón no incluido.
Syphon not included.
Siphon no inclus.



COLOR COLOUR COULEUR	CHASIS FRAME CHASSIS	REF. KEA KEA CODE CODE KEA	REF. SAP SAP CODE CODE SAP	PUNTOS POINTS POINTS
		S127500003	100102667	5.042,46
		S127500002	100102666	5.656,30
		S127500006	100118825	5.758,45
		S127500007	100118824	6.549,02
		S127500009	100118823	5.758,45
		S127500008	100118822	6.549,02
		S127500012	100124757	5.758,45
		S127500013	100124756	6.549,02
		S127500016	100142892	5.758,45
		S127500017	100142891	6.549,02

Modul Series

MODUL

encimera · worktop · plan vasque

80x45 · 17h

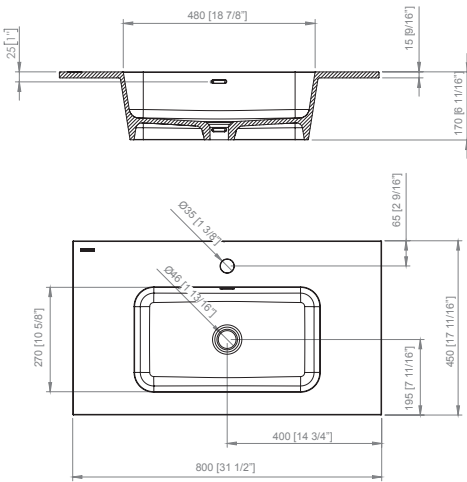
120x45 · 17h

160x45 · 17h

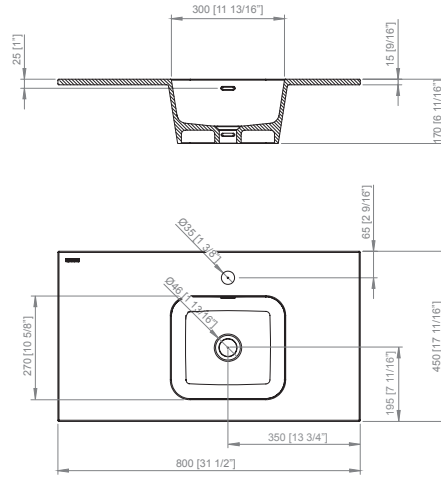
Modul Series



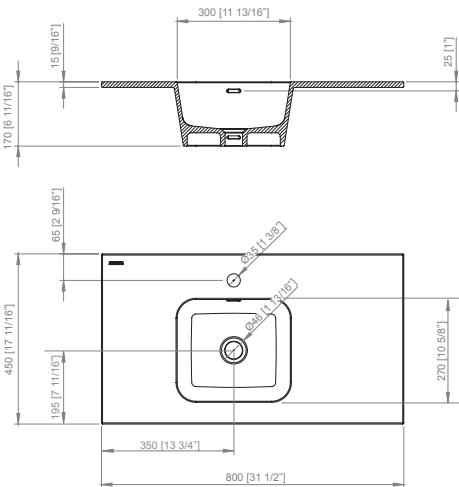
ENCIMERA MODUL CENTER 80
MODUL 80 WORKTOP, CENTER
PLAN VASQUE MODUL CENTER 80



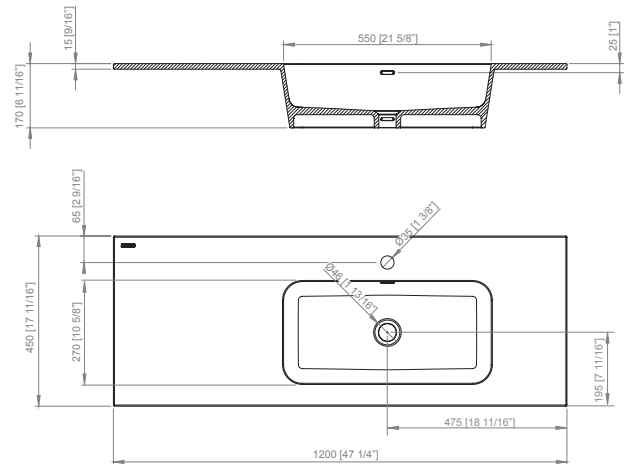
ENCIMERA MODUL DERECHA 80
MODUL 80 WORKTOP, RIGHT
PLAN VASQUE MODUL DROITE 80



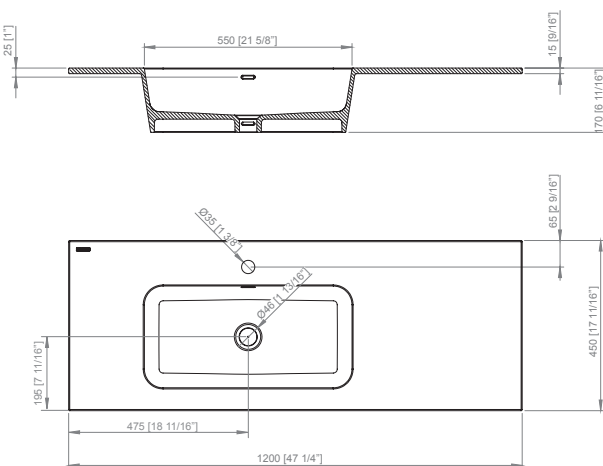
ENCIMERA MODUL IZQUIERDA 80
MODUL 80 WORKTOP, LEFT
PLAN VASQUE MODUL GAUCHE 80



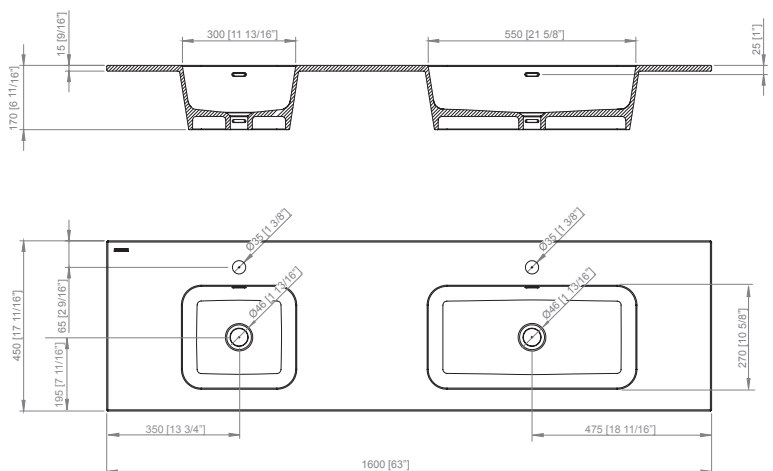
ENCIMERA MODUL DERECHA 120
MODUL 120 WORKTOP, RIGHT
PLAN VASQUE MODUL DROITE 120



ENCIMERA MODUL IZQUIERDA 120
MODUL 120 WORKTOP, LEFT
PLAN VASQUE MODUL GAUCHE 120

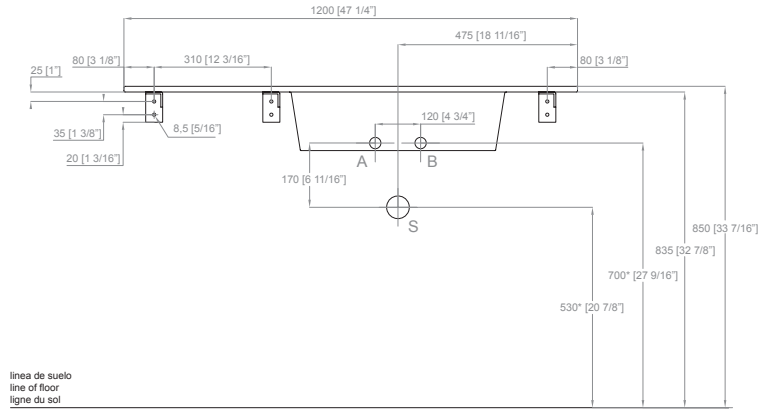


ENCIMERA MODUL 160
MODUL 160 WORKTOP
PLAN VASQUE MODUL 160

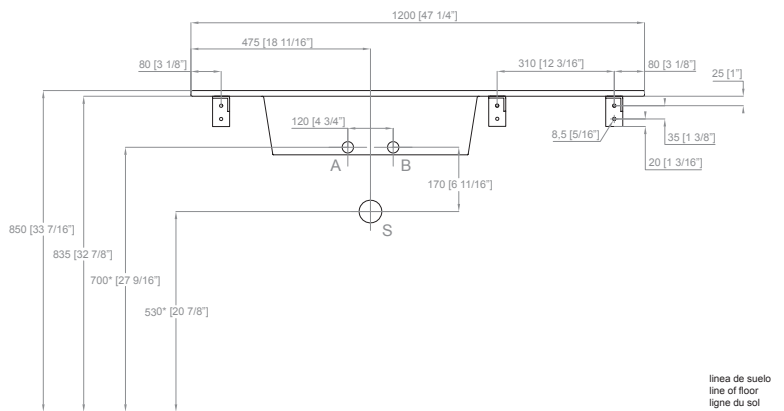


A	AGUA CALIENTE HOT WATER EAU CHAUDE	B	AGUA FRÍA COLD WATER EAU FROIDE	S	SIFÓN BOTTLE TRAP SIPHON
----------	--	----------	---------------------------------------	----------	--------------------------------

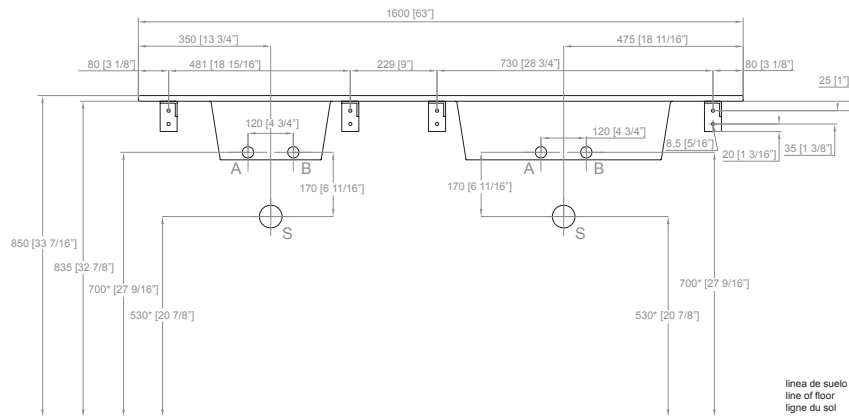
ENCIMERA MODUL DERECHA 120
MODUL 120 WORKTOP, RIGHT
PLAN VASQUE MODUL DROITE 120



ENCIMERA MODUL IZQUIERDA 120
MODUL 120 WORKTOP, LEFT
PLAN VASQUE MODUL GAUCHE 120



ENCIMERA MODUL 160
MODUL 160 WORKTOP
PLAN VASQUE MODUL 160



Modul Series

* La cota varía dependiendo el sifón instalado ·
The height will vary depending on the type of syphon installed ·
La cote varie selon le siphon installé.


* Recomendable · Recommended · Recommandé

MODUL

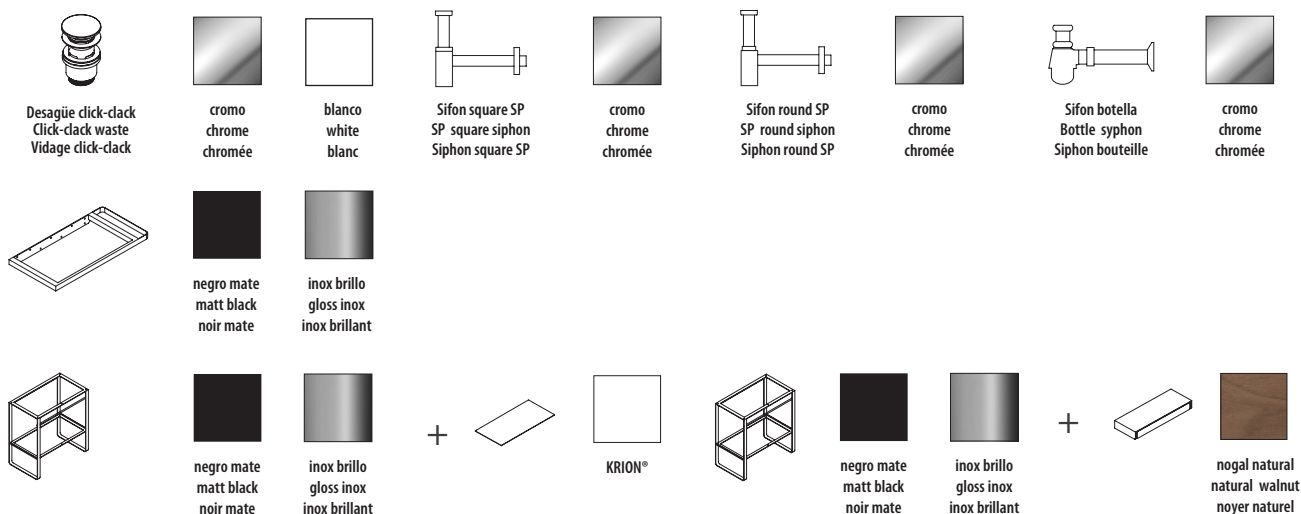
CARACTERÍSTICAS · FEATURES · CARACTERISTIQUES

CLASS

COLORES · COLOURS · COULEURS



ACCESORIOS · ACCESSORIES · ACCESSOIRES



DATOS DE EXPEDICIÓN · EXPEDITION DATA · DONNÉES D'EXPÉDITION

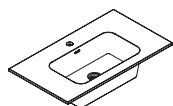
MODELO MODEL MODEL	DIMENSIONES DIMENSIONS DIMENSIONS	VOLUMEN VOLUME VOLUME	PESO NETO NET WEIGHT POIDS NET	PESO BRUTO GROSS WEIGHT POIDS BRUT
Encimera MODUL 80 (center/der/izq) · MODUL 80 worktop (center/right/left) · Plan vasque MODUL (center/droite/gauche)	L 100 cm W 9,5 cm H 53 cm	0,05 m ³	12 Kg	14 Kg
Encimera MODUL 120 (der/izq) · MODUL 120 worktop (right/left) · Plan vasque MODUL 120 (droite/gauche)	L 140 cm W 9,5 cm H 53 cm	0,07 m ³	19 Kg	22 Kg
Encimera MODUL 160 · MODUL 160 worktop · Plan vasque MODUL 160	L 180 cm W 9,5 cm H 53 cm	0,09 m ³	23 Kg	26 Kg
Base mueble MODUL 80 · MODUL Unit 80 · Meuble MODUL 80	L 88 cm W 53 cm H 91,5 cm	0,42 m ³	15 Kg	19 Kg
Chasis con toallero MODUL 80 · 80 MODUL Frame with towel rack · Structure avec porte-serviettes MODUL 80	L 95 cm W 50 cm H 15 cm	0,07 m ³	7 Kg	9 Kg
Base mueble MODUL 120 · MODUL Unit 120 · Meuble MODUL 120	L 128 cm W 53 cm H 91,5 cm	0,62 m ³	18 Kg	23 Kg
Chasis con toallero MODUL 120 · 120 MODUL Frame with towel rack · Structure avec porte-serviettes MODUL 120	L 125 cm W 50 cm H 15 cm	0,09 m ³	9 Kg	12 Kg
Base mueble MODUL 160 · MODUL Unit 160 · Meuble MODUL 160	L 168 cm W 53 cm H 91,5 cm	0,81 m ³	24 Kg	28 Kg
Chasis con toallero MODUL 160 · 160 MODUL Frame with towel rack · Structure avec porte-serviettes MODUL 160	L 165 cm W 50 cm H 15 cm	0,12 m ³	14 Kg	16 Kg

Modul Series

MODUL

ENCIMERA KRION® 80 · KRION™ WORKTOP 80 · PLAN VASQUE KRION® 80

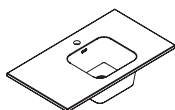
1 lavabo encastrado center · 1 center built-in worktop · 1 plans vasque encastré center.
Con agujero para grifería · With tap hole · Avec trou pour robinetterie
Con rebosadero · With overflow · Avec trop-plein



COLOR COLOUR COULEUR	REF. KEA KEA CODE CODE KEA	REF. SAP SAP CODE CODE SAP	PUNTOS POINTS POINTS
	S502300032	100221303	563,41
	S502300036	100221536	768,68
	S502300034	100221516	768,68
	S502300033	100221552	768,68
	S502300035	100221533	768,68

ENCIMERA KRION® 80 · KRION™ WORKTOP 80 · PLAN VASQUE KRION® 80

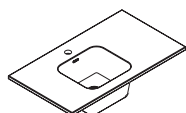
1 lavabo encastrado derecha · 1 right built-in worktop · 1 plans vasque encastré droite.
Con agujero para grifería · With tap hole · Avec trou pour robinetterie
Con rebosadero · With overflow · Avec trop-plein



COLOR COLOUR COULEUR	REF. KEA KEA CODE CODE KEA	REF. SAP SAP CODE CODE SAP	PUNTOS POINTS POINTS
	S502300003	100099955	563,41
	S502300009	100124571	768,68
	S502300011	100124572	768,68
	S502300019	100124573	768,68
	S502300028	100141048	768,68

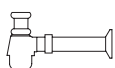
ENCIMERA KRION® 80 · KRION™ WORKTOP 80 · PLAN VASQUE KRION® 80

1 lavabo encastrado izquierda · 1 left built-in worktop · 1 plans vasque encastré gauche.
Con agujero para grifería · With tap hole · Avec trou pour robinetterie
Con rebosadero · With overflow · Avec trop-plein



COLOR COLOUR COULEUR	REF. KEA KEA CODE CODE KEA	REF. SAP SAP CODE CODE SAP	PUNTOS POINTS POINTS
	S502300005	100099956	563,41
	S502300022	100124574	768,68
	S502300016	100124575	768,68
	S502300010	100124576	768,68
	S502300027	100141049	768,68

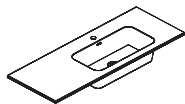
ACCESORIOS · ACCESSORIES · ACCESSOIRES



DESCRIPCIÓN DESCRIPTION DESCRIPTION	COLOR COLOUR COULEUR	REF. KEA KEA CODE CODE KEA	REF. SAP SAP CODE CODE SAP	PUNTOS POINTS POINTS
Valvula vaciador click SP c/reb. Cromo · SP chrome click drain valve with overflow · Vanne d'écoulement click SP avec trop-plein chromée		S809500076	100106052	83,28
		S809500094	100143559	113,12
Sifon square SP cromo · SP chrome square siphon · Siphon square SP chromée		S809500079	100106046	224,16
Sifon round SP cromo · SP chrome round siphon · Siphon round SP chromée		S809500078	100106048	131,18
Sifon botella cromo · Bottle chrome syphon · Siphon bouteille chromée		S809500077	100106045	43,72

ENCIMERA KRION® 120 · KRION™ WORKTOP 120 · PLAN VASQUE KRION® 120

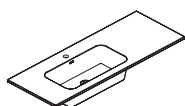
1 lavabo encastrado derecha · 1 right built-in worktop · 1 plans vasque encastré droite.
 Con agujero para grifería · With tap hole · Avec trou pour robinetterie
 Con rebosadero · With overflow · Avec trop-plein



COLOR COLOUR COULEUR	REF. KEA KEA CODE CODE KEA	REF. SAP SAP CODE CODE SAP	PUNTOS POINTS POINTS
	S502300001	100099952	853,37
	S502300015	100124577	1.096,23
	S502300018	100124578	1.096,23
	S502300012	100124579	1.096,23
	S502300024	100141014	1.096,23

ENCIMERA KRION® 120 · KRION™ WORKTOP 120 · PLAN VASQUE KRION® 120

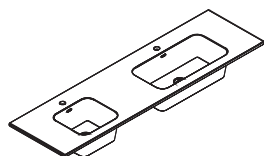
1 lavabo encastrado izquierda · 1 left built-in worktop · 1 plans vasque encastré gauche.
 Con agujero para grifería · With tap hole · Avec trou pour robinetterie
 Con rebosadero · With overflow · Avec trop-plein



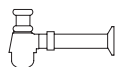
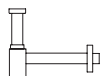
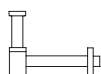
COLOR COLOUR COULEUR	REF. KEA KEA CODE CODE KEA	REF. SAP SAP CODE CODE SAP	PUNTOS POINTS POINTS
	S502300006	100099953	853,37
	S502300017	100124580	1.096,23
	S502300014	100124581	1.096,23
	S502300020	100124582	1.096,23
	S502300026	100141015	1.096,23

ENCIMERA KRION® 160 · KRION™ WORKTOP 160 · PLAN VASQUE KRION® 160

2 lavabos encastrados · 2 built-in worktops · 2 plans vasque encastrés.
 Con agujero para grifería · With tap hole · Avec trou pour robinetterie
 Con rebosadero · With overflow · Avec trop-plein



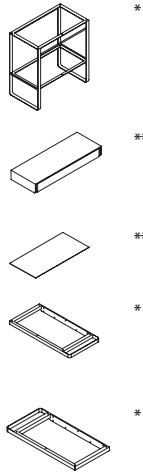
COLOR COLOUR COULEUR	REF. KEA KEA CODE CODE KEA	REF. SAP SAP CODE CODE SAP	PUNTOS POINTS POINTS
	S502300004	100099954	1.206,09
	S502300021	100124583	1.593,96
	S502300023	100124584	1.593,96
	S502300013	100124585	1.593,96
	S502300025	100141016	1.593,96



DESCRIPCIÓN DESCRIPTION DESCRIPTION	COLOR COLOUR COULEUR	REF. KEA KEA CODE CODE KEA	REF. SAP SAP CODE CODE SAP	PUNTOS POINTS POINTS
Valvula vaciador click SP c/reb. Cromo · SP chrome click drain valve with overflow · Vanne d'écoulement click SP avec trop-plein chromée		S809500076	100106052	83,28
		S809500094	100143559	113,12
Sifon square SP cromo · SP chrome square siphon · Siphon square SP chromée		S809500079	100106046	224,16
Sifon round SP cromo · SP chrome round siphon · Siphon round SP chromée		S809500078	100106048	131,18
Sifon botella cromo · Bottle chrome syphon · Siphon bouteille chromée		S809500077	100106045	43,72

MODUL

ACCESORIOS 80 · ACCESSORIES 80 · ACCESSOIRES 80

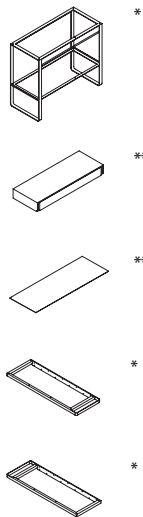


DESCRIPCIÓN DESCRIPTION DESCRIPTION	COLOR COLOUR COULEUR	REF. KEA KEA CODE CODE KEA	REF. SAP SAP CODE CODE SAP	PUNTOS POINTS POINTS
Base mueble 80 · MODUL Unit 80 · Meuble MODUL 80		S220800017	100142592	474,36
		S220800020	100142591	1.180,51
Mueble Cajón Modul 80 · Modul 80 drawer unit · Meuble tiroir Modul 80		S804300030	100193349	932,88
Balda MODUL 80 · MODUL shelf 80 · Mensole MODUL 80		S220800023	100142600	453,72
Chasis con toallero MODUL 80, derecha · 80 MODUL Frame with towel rack, right · Structure avec porte-serviettes MODUL 80, droite		S804100015	100100773	296,48
		S804100010	100100772	711,54
Chasis con toallero MODUL 80, izquierda · 80 MODUL Frame with towel rack, left · MODUL Structure avec porte-serviettes 80, gauche		S804100014	100100775	296,48
		S804100016	100100774	711,54

* Para encimera Modul 80 y Encimera Modul On Top 80 · For Modul 80 worktop and Modul On Top 80 worktop · Pour plan vasque Modul 80 et plan vasque Modul On Top 80.

** Junto a la base mueble se debe pedir o el Mueble cajón Modul o la balda Modul · The Modul drawer cabinet or the Modul counter shall be ordered along with the cabinet base · Le meuble à tiroir Modul ou le rayon Modul doivent être commandés en même temps que la base meuble.

ACCESORIOS 120 · ACCESSORIES 120 · ACCESSOIRES 120

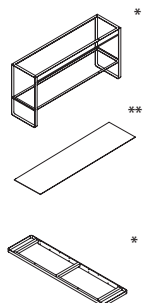


DESCRIPCIÓN DESCRIPTION DESCRIPTION	COLOR COLOUR COULEUR	REF. KEA KEA CODE CODE KEA	REF. SAP SAP CODE CODE SAP	PUNTOS POINTS POINTS
Base mueble 120 · MODUL Unit 120 · Meuble MODUL 120		S220800018	100142588	560,61
		S220800016	100142587	1.379,96
Mueble Cajón Modul 120 · Modul 120 drawer unit · Meuble tiroir Modul 120		S804300031	100193380	1.009,39
Balda MODUL 120 · MODUL shelf 120 · Mensole MODUL 120		S220800021	100142518	516,19
Chasis con toallero MODUL 120, derecha · 120 MODUL Frame with towel rack, right · Structure avec porte-serviettes MODUL 120, droite		S804100017	100100767	344,99
		S804100006	100100766	846,09
Chasis con toallero MODUL 120, izquierda · 120 MODUL Frame with towel rack, left · MODUL Structure avec porte-serviettes 120, gauche		S804100004	100100769	344,99
		S804100008	100100768	846,09

* Para encimera Modul 120 y Encimera Modul On Top 120 · For Modul 120 worktop and Modul On Top 120 worktop · Pour plan vasque Modul 120 et plan vasque Modul On Top 120.

** Junto a la base mueble se debe pedir o el Mueble cajón Modul o la balda Modul · The Modul drawer cabinet or the Modul counter shall be ordered along with the cabinet base · Le meuble à tiroir Modul ou le rayon Modul doivent être commandés en même temps que la base meuble.

ACCESORIOS 160 · ACCESSORIES 160 · ACCESSOIRES 160



DESCRIPCIÓN DESCRIPTION DESCRIPTION	COLOR COLOUR COULEUR	REF. KEA KEA CODE CODE KEA	REF. SAP SAP CODE CODE SAP	PUNTOS POINTS POINTS
Balda mueble MODUL 160 · MODUL Unit shelf 160 · Mensole meuble MODUL 160		S220800015	100142590	738,44
		S220800019	100142589	1.923,99
Balda MODUL 160 · MODUL shelf 160 · Mensole MODUL 160		S220800022	100142519	690,14
Chasis con toallero MODUL 160 · 160 MODUL Frame with towel rack · Structure avec porte-serviettes MODUL 160		S804100013	100100771	512,26
		S804100011	100100770	1.169,73

* Para encimera Modul 160 y Encimera Modul On Top 160 · For Modul 160 worktop and Modul On Top 160 worktop · Pour plan vasque Modul 160 et plan vasque Modul On Top 160.

** Junto a la base mueble se debe pedir la balda Modul · The Modul counter shall be ordered along with the cabinet base · Le tiroir Modul ou le rayon Modul doivent être commandés en même temps que la base meuble.

MODUL

lavabo · hand basins · lavabo

30x27 · 12h

55x27 · 12h

encimera on top · on top worktop · plan vasque on top

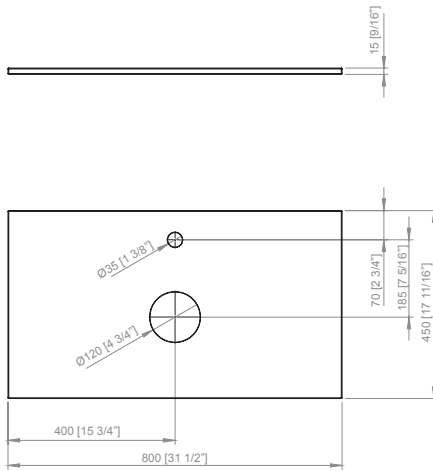
80x45 · 1,5h

120x45 · 1,5h

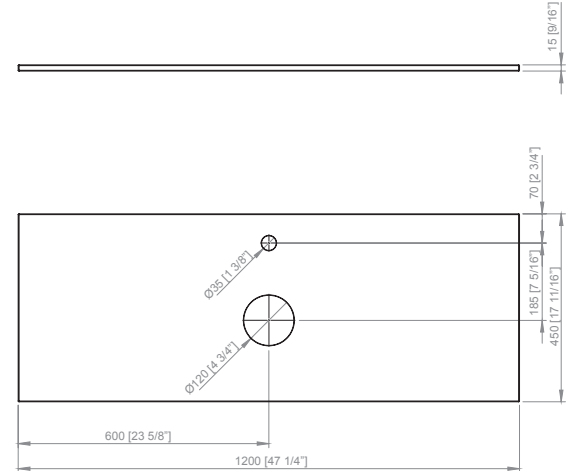
160x45 · 1,5h



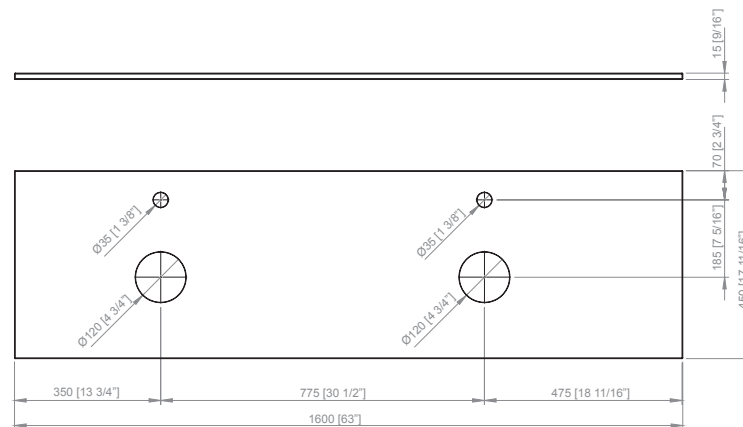
ENCIMERA PURE ON TOP 80
PURE ON TOP 80 WORKTOP
PLAN VASQUE ON TOP 80



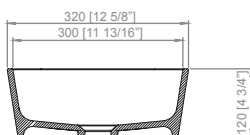
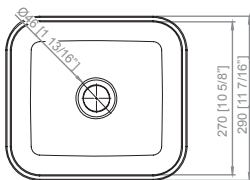
ENCIMERA PURE ON TOP 120
PURE ON TOP 120 WORKTOP
PLAN VASQUE ON TOP 120



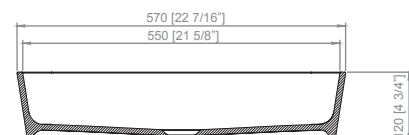
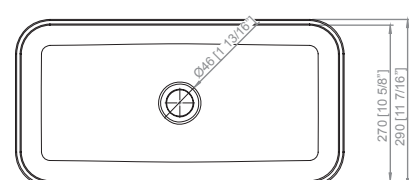
ENCIMERA PURE ON TOP 160
PURE ON TOP 160 WORKTOP
PLAN VASQUE ON TOP 160



LAVABO PURE ON TOP 30 x 27
PURE ON TOP 30 x 27 HAND BASINS
LAVABO PURE ON TOP 30 x 27

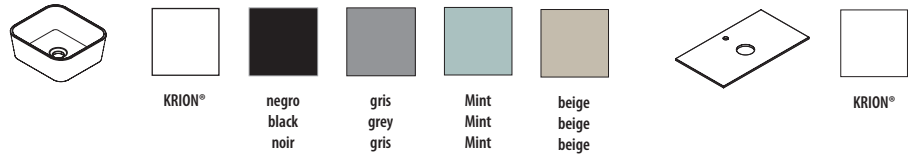


LAVABO PURE ON TOP 55 x 27
PURE ON TOP 55 x 27 HAND BASINS
LAVABO PURE ON TOP 55 x 27

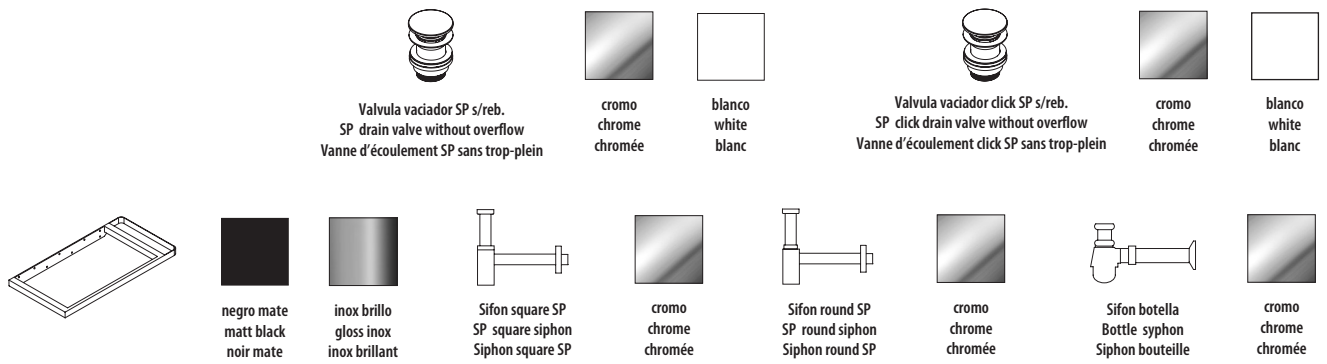


Recomendado: Para encimera PURE ON TOP 80 y Encimera PURE ON TOP 160.
Recommended: For PURE ON TOP 80 worktop and PURE ON TOP 160 worktop.
Recommandé: Pour plan vasque PURE ON TOP 80 et plan vasque PURE ON TOP 160.

Recomendado: Para encimera PURE ON TOP 120 y Encimera PURE ON TOP 160.
Recommended: For PURE ON TOP 120 worktop and PURE ON TOP 160 worktop.
Recommandé: Pour plan vasque PURE ON TOP 120 et plan vasque PURE ON TOP 160.



ACCESORIOS · ACCESSORIES · ACCESSOIRES



DATOS DE EXPEDICIÓN · EXPEDITION DATA · DONNÉES D'EXPÉDITION

MODELO MODEL MODEL	DIMENSIONES DIMENSIONS DIMENSIONS	VOLUMEN VOLUME VOLUME	PESO NETO NET WEIGHT POIDS NET	PESO BRUTO GROSS WEIGHT POIDS BRUT
Lavabo MODUL ON TOP 30x27 · MODUL ON TOP 30x27 Hand basins · Lavabo MODUL ON TOP 30x27	L 40 cm W 37 cm H 22 cm	0,03 m ³	4 Kg	8 Kg
Lavabo MODUL ON TOP 55x27 · MODUL ON TOP 55x27 Hand basins · Lavabo MODUL ON TOP 55x27	L 65 cm W 37 cm H 22 cm	0,05 m ³	7 Kg	12 Kg
Encimera MODUL ON TOP 80 · MODUL ON TOP 80 worktop · Plan vasque MODUL ON TOP 80	L 90 cm W 55 cm H 10 cm	0,05 m ³	11 Kg	18 Kg
Encimera MODUL ON TOP 120 · MODUL ON TOP 120 worktop · Plan vasque MODUL ON TOP 120	L 130 cm W 55 cm H 10 cm	0,07 m ³	14 Kg	26 Kg
Encimera MODUL ON TOP 160 · MODUL ON TOP 160 worktop · Plan vasque MODUL ON TOP 160	L 170 cm W 55 cm H 10 cm	0,09 m ³	22 Kg	33 Kg
Chasis con toallero MODUL 80 · 80 MODUL Frame with towel rack · Structure avec porte-serviettes MODUL 80	L 95 cm W 50 cm H 15 cm	0,07 m ³	7 Kg	9 Kg
Chasis con toallero MODUL 120 · 120 MODUL Frame with towel rack · Structure avec porte-serviettes MODUL 120	L 125 cm W 50 cm H 15 cm	0,09 m ³	9 Kg	12 Kg
Chasis con toallero MODUL 160 · 160 MODUL Frame with towel rack · Structure avec porte-serviettes MODUL 160	L 165 cm W 50 cm H 15 cm	0,12 m ³	14 Kg	16 Kg

MODUL

LAVABO KRION® 30x27 · KRION™ WASHBASIN 30x27 · LAVABO KRION® 30x27

Lavabo KRION® · KRION™ washbasin · Plans vasque KRION®.

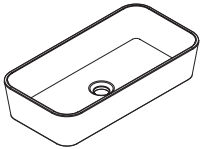


COLOR COLOUR COULEUR	REF. KEA KEA CODE CODE KEA	REF. SAP SAP CODE CODE SAP	PUNTOS POINTS POINTS
	S502200002	100099947	258,39
	S502200043	100124586	437,84
	S502200038	100124587	437,84
	S502200041	100124588	437,84
	S502200048	100141019	437,84

* Para encimera Modul On Top 80 y Encimera Modul On Top 160.
 * For Modul On Top 80 worktop and Modul On Top 160 worktop.
 * Pour plan vasque Modul On Top 80 et plan vasque Modul On Top 160.

LAVABO KRION® 55x27 · KRION™ WASHBASIN 55x27 · LAVABO KRION® 55x27

Lavabo KRION® · KRION™ washbasin · Plans vasque KRION®.

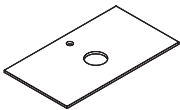


COLOR COLOUR COULEUR	REF. KEA KEA CODE CODE KEA	REF. SAP SAP CODE CODE SAP	PUNTOS POINTS POINTS
	S502200009	100099948	306,96
	S502200033	100124589	547,43
	S502200044	100124590	547,43
	S502200032	100124591	547,43
	S502200049	100141050	547,43

* Para encimera Modul On Top 120 y Encimera Modul On Top 160.
 * For Modul On Top 120 worktop and Modul On Top 160 worktop.
 * Pour plan vasque Modul On Top 120 et plan vasque Modul On Top 160.

ENCIMERA ON TOP KRION® 80 · KRION™ ON TOP WORKTOP 80 · PLAN VASQUE ON TOP KRION® 80

Encimera para instalación de un lavabo on top · Top washbasin worktop · Plan Vasque pour installation d'un lavabo Top

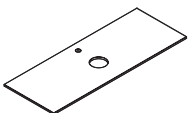


COLOR COLOUR COULEUR	REF. KEA KEA CODE CODE KEA	REF. SAP SAP CODE CODE SAP	PUNTOS POINTS POINTS
	S502300008	100099959	394,18

Lavabo no incluido · Washbasin not included · Plan Vasque ne sont pas inclus

ENCIMERA ON TOP KRION® 120 · KRION™ ON TOP WORKTOP 120 · PLAN VASQUE ON TOP KRION® 120

Encimera para instalación de un lavabo on top · Top washbasin worktop · Plan Vasque pour installation d'un lavabo Top

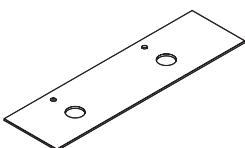


COLOR COLOUR COULEUR	REF. KEA KEA CODE CODE KEA	REF. SAP SAP CODE CODE SAP	PUNTOS POINTS POINTS
	S502300007	100099957	570,15

Lavabo no incluido · Washbasin not included · Plan Vasque ne sont pas inclus

ENCIMERA ON TOP KRION® 160 · KRION™ ON TOP WORKTOP 160 · PLAN VASQUE ON TOP KRION® 160

Encimera para instalación de dos lavabos On Top · Top washbasin worktop · Plan Vasque pour installation 2 vasques Top



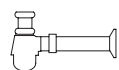
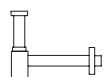
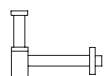
COLOR COLOUR COULEUR	REF. KEA KEA CODE CODE KEA	REF. SAP SAP CODE CODE SAP	PUNTOS POINTS POINTS
	S502300002	100099958	748,44

Lavabos no incluido · Washbasins not included · Plan Vasques ne sont pas inclus

Modul Series

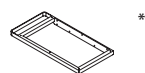
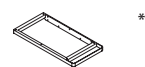
MODUL

ACCESORIOS · ACCESSORIES · ACCESSOIRES



DESCRIPCIÓN DESCRIPTION DESCRIPTION	COLOR COLOUR COULEUR	REF. KEA KEA CODE CODE KEA	REF. SAP SAP CODE CODE SAP	PUNTOS POINTS POINTS
Valvula vaciador SP s/reb. Cromo · SP chrome drain valve without overflow · Vanne d'écoulement SP sans trop-plein chromée		S809500080	100106053	41,37
		S809500092	100143622	80,51
Valvula vaciador click SP s/reb. · SP click drain valve without overflow · Vanne d'écoulement click SP sans trop-plein		S809500093	100143621	83,28
		S809500095	100143620	113,12
Sifon square SP cromo · SP chrome square siphon · Siphon square SP chromée		S809500079	100106046	224,16
Sifon round SP cromo · SP chrome round siphon · Siphon round SP chromée		S809500078	100106048	131,18
Sifon botella cromo · Bottle chrome syphon · Siphon bouteille chromée		S809500077	100106045	43,72

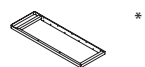
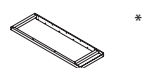
ACCESORIOS 80 · ACCESSORIES 80 · ACCESSOIRES 80



DESCRIPCIÓN DESCRIPTION DESCRIPTION	COLOR COLOUR COULEUR	REF. KEA KEA CODE CODE KEA	REF. SAP SAP CODE CODE SAP	PUNTOS POINTS POINTS
Chasis con toallero MODUL 80, derecha · 80 MODUL Frame with towel rack, right · Structure avec porte-serviettes MODUL 80, droite		S804100015	100100773	296,48
		S804100010	100100772	711,54
Chasis con toallero MODUL 80, izquierda · 80 MODUL Frame with towel rack, left · MODUL Structure avec porte-serviettes 80, gauche		S804100014	100100775	296,48
		S804100016	100100774	711,54

* Para encimera Modul 80 y Encimera Modul On Top 80 · For Modul 80 worktop and Modul On Top 80 worktop · Pour plan vasque Modul 80 et plan vasque Modul On Top 80.

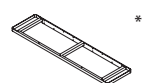
ACCESORIOS 120 · ACCESSORIES 120 · ACCESSOIRES 120



DESCRIPCIÓN DESCRIPTION DESCRIPTION	COLOR COLOUR COULEUR	REF. KEA KEA CODE CODE KEA	REF. SAP SAP CODE CODE SAP	PUNTOS POINTS POINTS
Chasis con toallero MODUL 120, derecha · 120 MODUL Frame with towel rack, right · Structure avec porte-serviettes MODUL 120, droite		S804100017	100100767	344,99
		S804100006	100100766	846,09
Chasis con toallero MODUL 120, izquierda · 120 MODUL Frame with towel rack, left · MODUL Structure avec porte-serviettes 120, gauche		S804100004	100100769	344,99
		S804100008	100100768	846,09

* Para encimera Modul 120 y Encimera Modul On Top 120 · For Modul 120 worktop and Modul On Top 120 worktop · Pour plan vasque Modul 120 et plan vasque Modul On Top 120.

ACCESORIOS 160 · ACCESSORIES 160 · ACCESSOIRES 160



DESCRIPCIÓN DESCRIPTION DESCRIPTION	COLOR COLOUR COULEUR	REF. KEA KEA CODE CODE KEA	REF. SAP SAP CODE CODE SAP	PUNTOS POINTS POINTS
Chasis con toallero MODUL 160 · 160 MODUL Frame with towel rack · Structure avec porte-serviettes MODUL 160		S804100013	100100771	512,26
		S804100011	100100770	1.169,73

* Para encimera Modul 160 y Encimera Modul On Top 160 · For Modul 160 worktop and Modul On Top 160 worktop · Pour plan vasque Modul 160 et plan vasque Modul On Top 160.

MODUL

lavamanos · hand basins · lave-mains

34x41 · 17h

35x50 · 17h

59x41 · 17h

80x41 · 17h

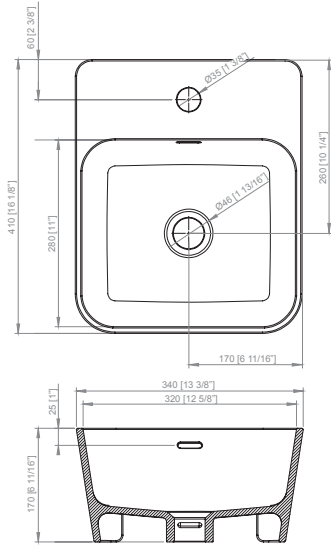
120x41 · 17h

41x41 · 17h

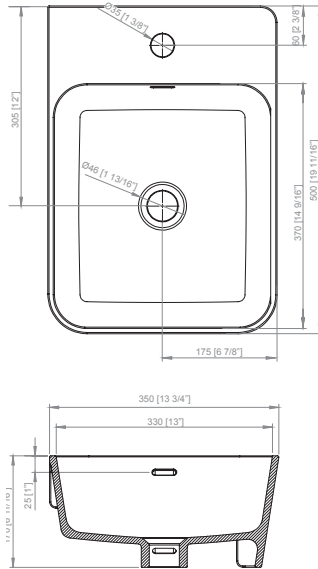
Modul Series



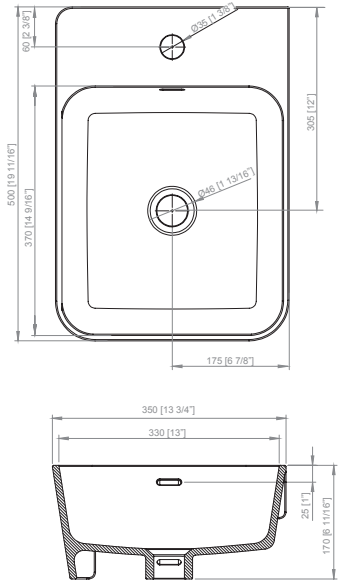
LAVAMANOS MODUL 34 x 41
MODUL 34 x 41 HAND BASINS
LAVE-MAINS MODUL 34 x 41



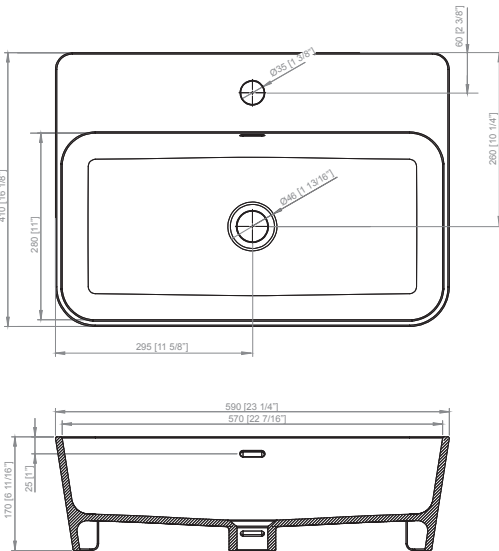
LAVAMANOS MODUL DERECHA 35 x 50
MODUL 35 x 50 HAND BASINS, RIGHT
LAVE-MAINS MODUL DROITE 35 x 50



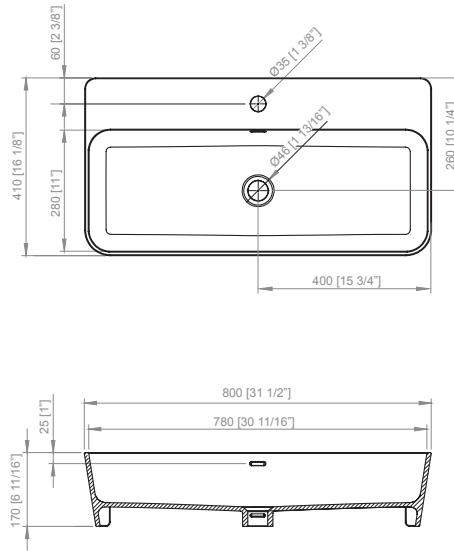
LAVAMANOS MODUL IZQUIERDA 35 x 50
MODUL 35 x 50 HAND BASINS, LEFT
LAVE-MAINS MODUL GAUCHE 35 x 50



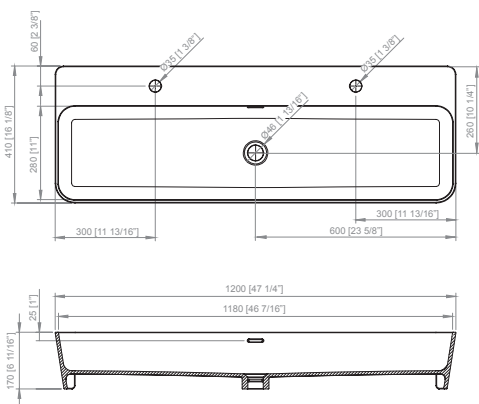
LAVAMANOS MODUL 59 x 41
MODUL 59 x 41 HAND BASINS
LAVE-MAINS MODUL 59 x 41



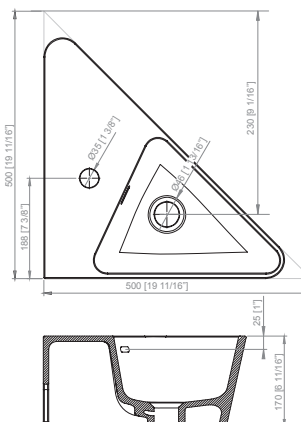
LAVAMANOS MODUL 80 x 41
MODUL 80 x 41 HAND BASINS
LAVE-MAINS MODUL 80 x 41



LAVAMANOS MODUL 120 x 41
MODUL 120 x 41 HAND BASINS
LAVE-MAINS MODUL 120 x 41



LAVAMANOS MODUL CORNER
MODUL CORNER HAND BASINS
LAVE-MAINS MODUL CORNER



MODUL

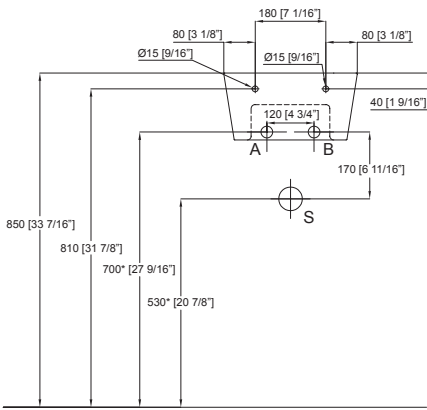
CARACTERÍSTICAS · FEATURES · CARACTERISTIQUES

CLASS

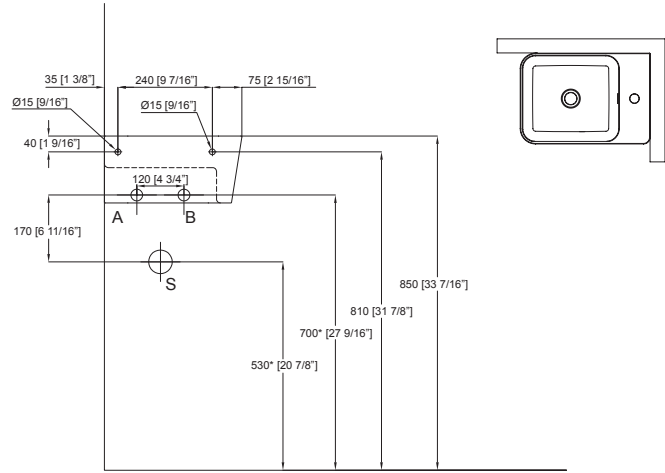
PREINSTALACIÓN · PRE-INSTALLING · PRE-INSTALLATION

A	AGUA CALIENTE HOT WATER EAU CHAUDE	B	AGUA FRÍA COLD WATER EAU FROIDE	S	SIFÓN BOTTLE TRAP SIPHON
----------	--	----------	---------------------------------------	----------	--------------------------------

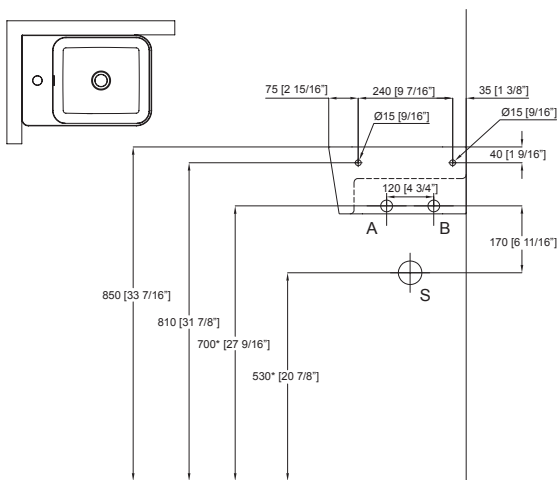
LAVAMANOS MODUL 34 x 41
MODUL 34 x 41 HAND BASINS
LAVE-MAINS MODUL 34 x 41



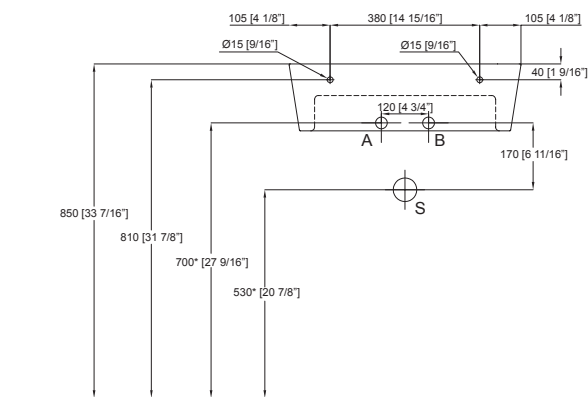
LAVAMANOS MODUL DERECHA 35 x 50
MODUL 35 x 50 HAND BASINS, RIGHT
LAVE-MAINS MODUL DROITE 35 x 50



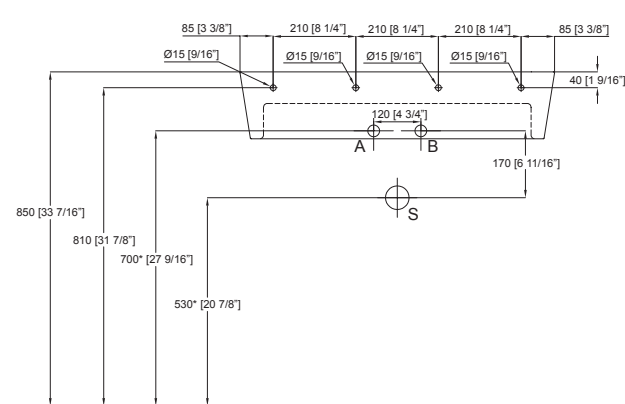
LAVAMANOS MODUL IZQUIERDA 35 x 50
MODUL 35 x 50 HAND BASINS, LEFT
LAVE-MAINS MODUL GAUCHE 35 x 50



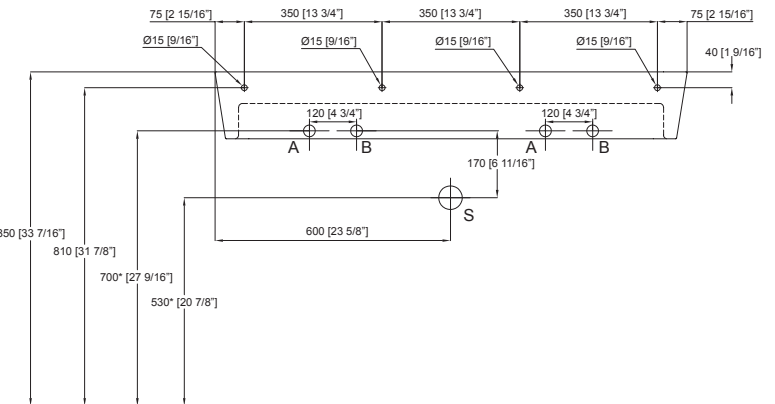
LAVAMANOS MODUL 59 x 41
MODUL 59 x 41 HAND BASINS
LAVE-MAINS MODUL 59 x 41



LAVAMANOS MODUL 80 x 41
MODUL 80 x 41 HAND BASINS
LAVE-MAINS MODUL 80 x 41



LAVAMANOS MODUL 120 x 41
MODUL 120 x 41 HAND BASINS
LAVE-MAINS MODUL 120 x 41



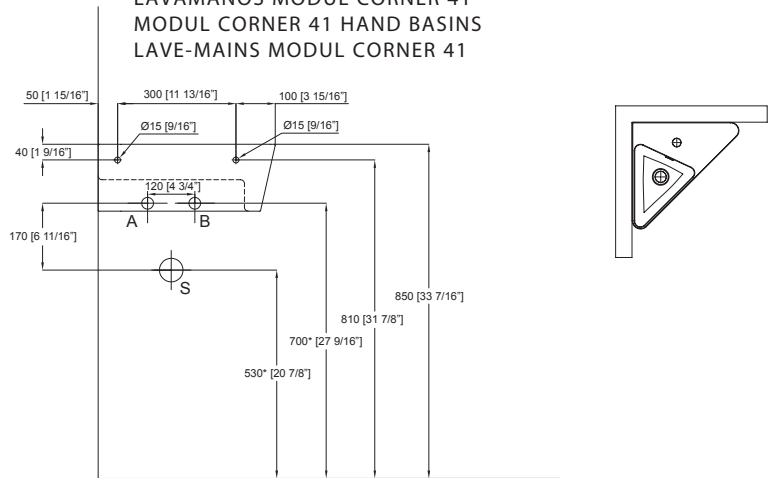
* La cota varía dependiendo el sifón instalado -
The height will vary depending on the type of syphon installed -
La cote varie selon le siphon installé.

* Recomendable · Recommended · Reconnané

Modul Series

A	AGUA CALIENTE HOT WATER EAU CHAUDE	B	AGUA FRÍA COLD WATER EAU FROIDE	S	SIFÓN BOTTLE TRAP SIPHON
----------	--	----------	---------------------------------------	----------	--------------------------------


LAVAMANOS MODUL CORNER 41
MODUL CORNER 41 HAND BASINS
LAVE-MAINS MODUL CORNER 41




* La cota varía dependiendo el sifón instalado.
The height will vary depending on the type of syphon installed.
La cote varie selon le siphon installé.

* Recomendable · Recommended · Reconnaté

COLORES · COLOURS · COULEURS



ACCESORIOS · ACCESSORIES · ACCESSOIRES

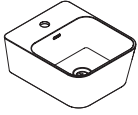


DATOS DE EXPEDICIÓN · EXPEDITION DATA · DONNÉES D'EXPÉDITION

MODELO MODEL MODEL	DIMENSIONES DIMENSIONS DIMENSIONS	VOLUMEN VOLUME VOLUME	PESO NETO NET WEIGHT POIDS NET	PESO BRUTO GROSS WEIGHT POIDS BRUT
Lavamanos MODUL 34x41 · MODUL 34x41 Hand basins · Lave-mains MODUL 34x41	L 44 cm W 51 cm H 27 cm	0,06 m ³	10 Kg	15 Kg
Lavamanos MODUL 35x50 (der/izq) · MODUL 35x50 Hand basins (right/left) · Lave-mains MODUL 35x50 (droite/guache)	L 60 cm W 45 cm H 27 cm	0,07 m ³	11 Kg	16 Kg
Lavamanos MODUL 59x41 · MODUL 59x41 Hand basins · Lave-mains MODUL 59x41	L 69 cm W 51 cm H 27 cm	0,10 m ³	16 Kg	21 Kg
Lavamanos MODUL 80x41 · MODUL 80x41 Hand basins · Lave-mains MODUL 80x41	L 90 cm W 51 cm H 27 cm	0,12 m ³	22 Kg	29 Kg
Lavamanos MODUL 120x41 · MODUL 120x41 Hand basins · Lave-mains MODUL 120x41	L 130 cm W 51 cm H 27 cm	0,18 m ³	20 Kg	25 Kg
Lavamanos MODUL Corner · MODUL Corner Hand basins · Lave-mains MODUL Corner 41	L 50 cm W 50 cm H 27 cm	0,07 m ³	9 Kg	15 Kg

LAVAMANOS KRION® 34x41 · KRION™ HAND BASINS 34x41 · LAVE-MAINS KRION® 34x41


Lavamanos KRION® · KRION™ hand basins · Lave-mains KRION® .
Con rebosadero · With overflow · Avec trop-plein



COLOR COLOUR COULEUR	REF. KEA KEA CODE CODE KEA	REF. SAP SAP CODE CODE SAP	PUNTOS POINTS POINTS
	S502200001	100099941	446,95
	S502200026	100118753	616,40
	S502200027	100118752	616,40
	S502200039	100124592	616,40
	S502200056	100141056	616,40

LAVAMANOS KRION® 35x50, DERECHA · KRION™ HAND BASINS 35x50, RIGHT · LAVE-MAINS KRION® 35x50, DROITE

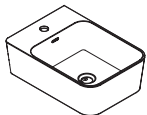
Lavamanos KRION® · KRION™ hand basins · Lave-mains KRION® .
Con rebosadero · With overflow · Avec trop-plein



COLOR COLOUR COULEUR	REF. KEA KEA CODE CODE KEA	REF. SAP SAP CODE CODE SAP	PUNTOS POINTS POINTS
	S502200004	100099943	506,22
	S502200016	100118755	648,96
	S502200017	100118754	648,96
	S502200040	100124593	648,96
	S502200050	100141052	648,96

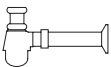
LAVAMANOS KRION® 35x50, IZQUIERDA · KRION™ HAND BASINS 35x50, LEFT · LAVE-MAINS KRION® 35x50, GAUCHE

Lavamanos KRION® · KRION™ hand basins · Lave-mains KRION® .
Con rebosadero · With overflow · Avec trop-plein



COLOR COLOUR COULEUR	REF. KEA KEA CODE CODE KEA	REF. SAP SAP CODE CODE SAP	PUNTOS POINTS POINTS
	S502200003	100099944	506,22
	S502200018	100118757	648,96
	S502200020	100118756	648,96
	S502200042	100124594	648,96
	S502200051	100141053	648,96

ACCESORIOS · ACCESSORIES · ACCESSOIRES

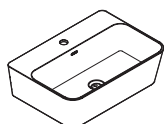


DESCRIPCIÓN DESCRIPTION DESCRIPTION	COLOR COLOUR COULEUR	REF. KEA KEA CODE CODE KEA	REF. SAP SAP CODE CODE SAP	PUNTOS POINTS POINTS
Valvula vaciador click SP c/reb. Cromo · SP chrome click drain valve with overflow · Vanne d'écoulement click SP avec trop-plein chromée		S809500076	100106052	83,28
		S809500094	100143559	113,12
Sifon square SP cromo · SP chrome square siphon · Siphon square SP chromée		S809500079	100106046	224,16
Sifon round SP cromo · SP chrome round siphon · Siphon round SP chromée		S809500078	100106048	131,18
Sifon botella cromo · Bottle chrome syphon · Siphon bouteille chromée		S809500077	100106045	43,72

MODUL

LAVAMANOS KRION® 59x41 · KRION™ HAND BASINS 59x41 · LAVE-MAINS KRION® 59x41


Lavamanos KRION® · KRION™ hand basins · Lave-mains KRION®.
Con rebosadero · With overflow · Avec trop-plein



COLOR COLOUR COULEUR	REF. KEA KEA CODE CODE KEA	REF. SAP SAP CODE CODE SAP	PUNTOS POINTS POINTS
	S502200007	100099945	499,86
	S502200019	100118759	685,83
	S502200025	100118758	685,83
	S502200034	100124596	685,83
	S502200054	100141055	685,83

LAVAMANOS KRION® 80x41 · KRION™ HAND BASINS 80x41 · LAVE-MAINS KRION® 80x41

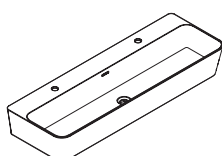
Lavamanos KRION® · KRION™ hand basins · Lave-mains KRION®.
Con rebosadero · With overflow · Avec trop-plein



COLOR COLOUR COULEUR	REF. KEA KEA CODE CODE KEA	REF. SAP SAP CODE CODE SAP	PUNTOS POINTS POINTS
	S502200005	100099946	619,90
	S502200014	100118761	838,22
	S502200015	100118760	838,22
	S502200031	100124597	838,22
	S502200047	100141038	838,22

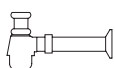
LAVAMANOS KRION® 120x41 · KRION™ HAND BASINS 120x41 · LAVE-MAINS KRION® 120x41

Lavamanos KRION® · KRION™ hand basins · Lave-mains KRION®.
Con rebosadero · With overflow · Avec trop-plein



COLOR COLOUR COULEUR	REF. KEA KEA CODE CODE KEA	REF. SAP SAP CODE CODE SAP	PUNTOS POINTS POINTS
	S502200006	100099940	795,09
	S502200022	100118763	1.017,40
	S502200023	100118762	1.017,40
	S502200030	100124598	1.017,40
	S502200046	100141039	1.017,40

ACCESORIOS · ACCESSORIES · ACCESSOIRES



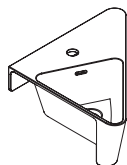
DESCRIPCIÓN DESCRIPTION DESCRIPTION	COLOR COLOUR COULEUR	REF. KEA KEA CODE CODE KEA	REF. SAP SAP CODE CODE SAP	PUNTOS POINTS POINTS
Valvula vaciador click SP c/reb. Cromo · SP chrome click drain valve with overflow · Vanne d'écoulement click SP avec trop-plein chromée		S809500076	100106052	83,28
		S809500094	100143559	113,12
Sifon square SP cromo · SP chrome square siphon · Siphon square SP chromée		S809500079	100106046	224,16
Sifon round SP cromo · SP chrome round siphon · Siphon round SP chromée		S809500078	100106048	131,18
Sifon botella cromo · Bottle chrome syphon · Siphon bouteille chromée		S809500077	100106045	43,72

CLASS

MODUL

LAVAMANOS KRION® CORNER 41 · KRION™ CORNER 41 HAND BASINS · LAVE-MAINS KRION® CORNER 41

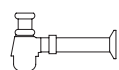
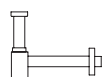
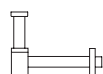
Lavamanos KRION® · KRION™ hand basins · Lave-mains KRION®.
Con rebosadero · With overflow · Avec trop-plein



COLOR COLOUR COULEUR	REF. KEA KEA CODE CODE KEA	REF. SAP SAP CODE CODE SAP	PUNTOS POINTS POINTS
	S502200008	100099942	477,51
	S502200013	100118751	598,56
	S502200012	100118750	598,56
	S502200037	100124595	598,56
	S502200052	100141054	598,56

Modul Series

ACCESORIOS · ACCESSORIES · ACCESSOIRES



DESCRIPCIÓN DESCRIPTION DESCRIPTION	COLOR COLOUR COULEUR	REF. KEA KEA CODE CODE KEA	REF. SAP SAP CODE CODE SAP	PUNTOS POINTS POINTS
Valvula vaciador click SP c/reb. Cromo · SP chrome click drain valve with overflow · Vanne d'écoulement click SP avec trop-plein chromée		S809500076	100106052	83,28
		S809500094	100143559	113,12
Sifon square SP cromo · SP chrome square siphon · Siphon square SP chromée		S809500079	100106046	224,16
Sifon round SP cromo · SP chrome round siphon · Siphon round SP chromée		S809500078	100106048	131,18
Sifon botella cromo · Bottle chrome syphon · Siphon bouteille chromée		S809500077	100106045	43,72

MODUL

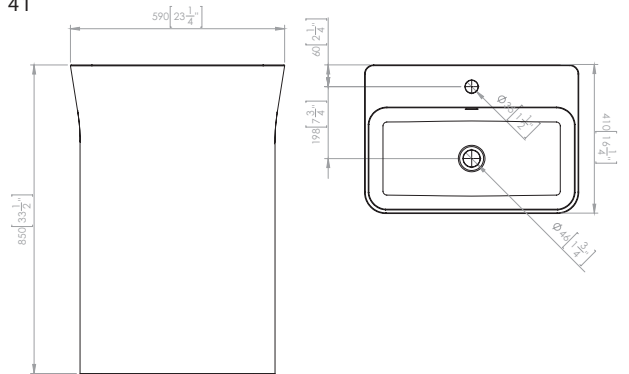
lavabo a suelo · floor standing washbasin · lavabo au sol

59x41 · 85h

Modul Series



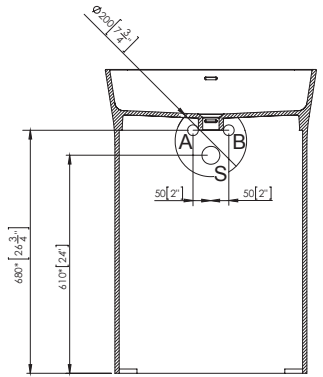
59 x 41



PREINSTALACIÓN · PRE-INSTALLING · PRE-INSTALLATION

- A** AGUA CALIENTE
HOT WATER
EAU CHAUDE
- B** AGUA FRÍA
COLD WATER
EAU FROIDE
- S** SIFÓN
BOTTLE TRAP
SIPHON

59 x 41




Modul Series


* La cota varía dependiendo el sifón instalado ·
The height will vary depending on the type of syphon installed ·
La cote varie selon le siphon installé.

* Recomendable · Recommended · Reconnaté

COLORES · COLOURS · COULEURS



ACCESORIOS · ACCESSORIES · ACCESSOIRES



DATOS DE EXPEDICIÓN · EXPEDITION DATA · DONNÉES D'EXPÉDITION

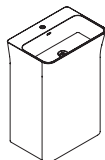
MODELO MODEL MODEL	DIMENSIONES DIMENSIONS DIMENSIONS	VOLUMEN VOLUME VOLUME	PESO NETO NET WEIGHT POIDS NET	PESO BRUTO GROSS WEIGHT POIDS BRUT
Lavabo MODUL 59x41 · MODUL 59x41 Washbasin 59x41 · Plan Vasque MODUL 59x41	L 51 cm W 67 cm H 93 cm	0,31 m ³	52 Kg	65 Kg

MODUL

LAVABO A SUELO KRION® 59 · KRION™ FLOOR STANDING WASHBASIN 59 ·

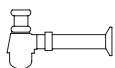
LAVABO AU SOL KRION® 59

Lavabo KRION® · KRION™ washbasin · Lavabo KRION®
 Con rebosadero · With overflow · Avec trop-plein



COLOR COLOUR COULEUR	REF. KEA KEA CODE CODE KEA	REF. SAP SAP CODE CODE SAP	PUNTOS POINTS POINTS
	S502200011	100112776	1.728,59
	S502200029	100118767	2.126,49
	S502200028	100118766	2.126,49
	S502200045	100124601	2.126,49
	S502200055	100141072	2.126,49

ACCESORIOS · ACCESSORIES · ACCESSOIRES



DESCRIPCIÓN DESCRIPTION DESCRIPTION	COLOR COLOUR COULEUR	REF. KEA KEA CODE CODE KEA	REF. SAP SAP CODE CODE SAP	PUNTOS POINTS POINTS
Valvula vaciador click SP c/reb. Cromo · SP chrome click drain valve with overflow · Vanne d'écoulement click SP avec trop-plein chromée		S809500076	100106052	83,28
		S809500094	100143559	113,12
Sifon square SP cromo · SP chrome square siphon · Siphon square SP chromée		S809500079	100106046	224,16
Sifon round SP cromo · SP chrome round siphon · Siphon round SP chromée		S809500078	100106048	131,18
Sifon botella cromo · Bottle chrome syphon · Siphon bouteille chromée		S809500077	100106045	43,72

MODUL

platos · shower trays · receveurs

80x80 · 5h

140x80 · 5h

90x90 · 5h

140x90 · 5h

120x80 · 5h

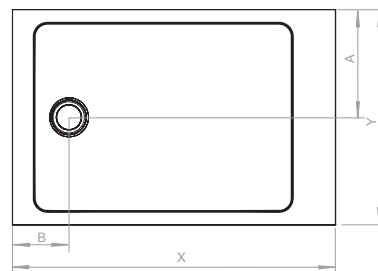
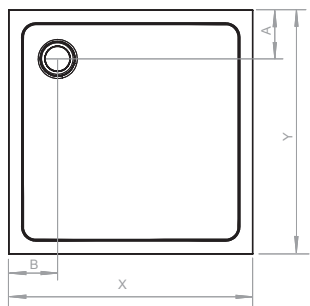
150x90 · 5h

120x90 · 5h

160x90 · 5h

Modul Series

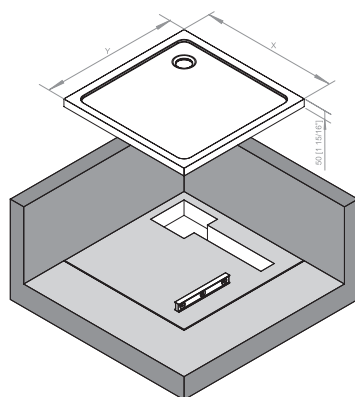




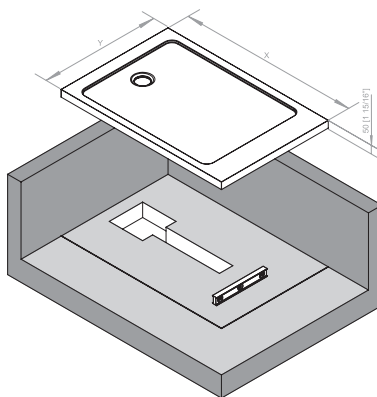
MODELO/MODEL/MODÈLE	X	Y	A	B
80 x 80	80	80	18	18
90 x 90	90	90	18	18

MODELO/MODEL/MODÈLE	X	Y	A	B
120 x 80	120	80	40	21
120 x 90	120	90	45	21
140 x 80	140	80	40	21
140 x 90	140	90	45	21
150 x 90	150	90	45	21
160 x 90	160	90	45	21

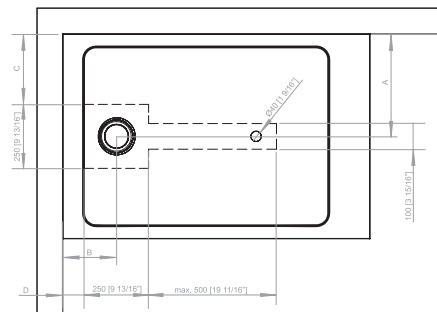
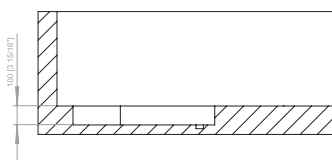
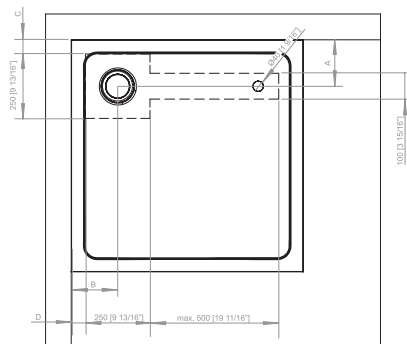
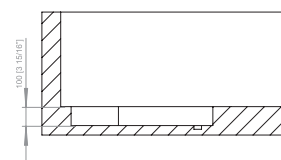
PREINSTALACIÓN · PRE-INSTALLING · PRE-INSTALLATION



	X	Y	A	B	C	D
800 x 800	800 [31 1/2"]	800 [31 1/2"]	180 [7 1/16"]	180 [7 1/16"]	55 [2 3/16"]	55 [2 3/16"]
900 x 900	900 [35 7/16"]	900 [35 7/16"]	180 [7 1/16"]	180 [7 1/16"]	55 [2 3/16"]	55 [2 3/16"]



	X	Y	A	B	C	D
1200 x 800	1200 [47 1/4"]	800 [31 1/2"]	400 [15 3/4"]	210 [8 1/4"]	275 [10 13/16"]	85 [3 3/8"]
1200 x 900	1200 [47 1/4"]	900 [35 7/16"]	450 [17 11/16"]	210 [8 1/4"]	325 [12 13/16"]	85 [3 3/8"]
1400 x 800	1400 [55 1/8"]	800 [31 1/2"]	400 [15 3/4"]	210 [8 1/4"]	275 [10 13/16"]	85 [3 3/8"]
1400 x 900	1400 [55 1/8"]	900 [35 7/16"]	450 [17 11/16"]	210 [8 1/4"]	325 [12 13/16"]	85 [3 3/8"]
1500 x 900	1500 [59 1/16"]	900 [35 7/16"]	450 [17 11/16"]	210 [8 1/4"]	325 [12 13/16"]	85 [3 3/8"]
1600 x 900	1600 [63"]	900 [35 7/16"]	450 [17 11/16"]	210 [8 1/4"]	325 [12 13/16"]	85 [3 3/8"]

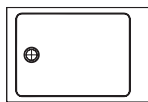


Modul Series

MODUL

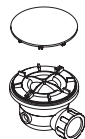
CARACTERÍSTICAS · CHARACTERÍSTICAS · CARACTÉRISTIQUES

COLORES · COLOURS · COULEURS



blanco KRION®
KRION™ white
blanc KRION®

ACCESORIOS · ACCESSORIES · ACCESSOIRES



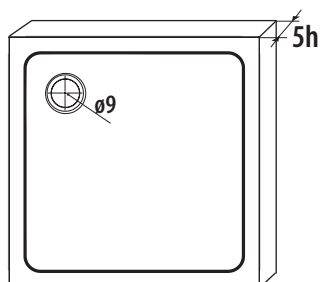
desagüe 90 mm
waste 90 mm
vidage 90 mm

DATOS DE EXPEDICIÓN · EXPEDITION DATA · DONNÉES D'EXPÉDITION

	DIMENSIONES DIMENSIONS DIMENSIONS	VOLUMEN VOLUME VOLUME	PESO NETO NET WEIGHT POIDS NET	PESO BRUTO GROSS WEIGHT POIDS BRUT	UDS. PALET PALLET UNITS UNITÉS PALLET
80x80	L 90 cm. W 90 cm. H 15 cm.	0,12 m ³	17 Kg	25 Kg	6
90x90	L 100 cm. W 100 cm. H 15 cm.	0,15 m ³	22 Kg	32 Kg	6
120x80	L 130 cm. W 90 cm. H 15 cm.	0,18 m ³	28 Kg	36 Kg	6
120x90	L 130 cm. W 100 cm. H 15 cm.	0,20 m ³	36 Kg	47 Kg	6
140x80	L 150 cm. W 90 cm. H 15 cm.	0,20 m ³	31 Kg	45 Kg	6
140x90	L 140 cm. W 100 cm. H 15 cm.	0,21 m ³	38 Kg	51 Kg	6
150x90	L 160 cm. W 100 cm. H 15 cm.	0,24 m ³	50 Kg	62 Kg	6
160x90	L 170 cm. W 100 cm. H 15 cm.	0,26 m ³	33 Kg	40 Kg	6

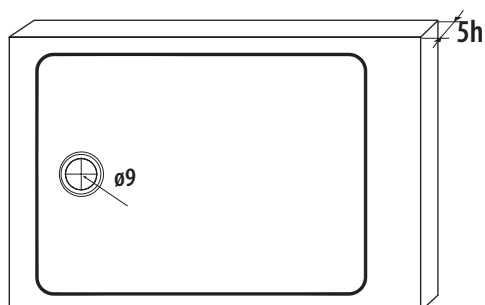
Modul Series

MODUL



DIMENSIONES DIMENSIONS FORMAT	REF. KEA KEA CODE CODE KEA	REF. SAP SAP CODE CODE SAP	PUNTOS POINTS POINTS
80x80 · 5h	S220800007	100099982	550,29
90x90 · 5h	S220800002	100099983	682,19

MODUL



DIMENSIONES DIMENSIONS FORMAT	REF. KEA KEA CODE CODE KEA	REF. SAP SAP CODE CODE SAP	PUNTOS POINTS POINTS
120x80 · 5h	S220800008	100099976	824,88
120x90 · 5h	S220800004	100099977	913,63
140x80 · 5h	S220800001	100099978	955,70
140x90 · 5h	S220800006	100099979	1.058,77
150x90 · 5h	S220800003	100099980	1.142,16
160x90 · 5h	S220800005	100099981	1.214,85

Modul Series

ACCESORIOS · ACCESSORIES · ACCESSOIRES



DESCRIPCIÓN DESCRIPTION DESCRIPTION	REF. KEA KEA CODE CODE KEA	REF. SAP SAP CODE CODE SAP	PUNTOS POINTS POINTS
Desagüe 90 mm · 90 mm waste · Vidage 90 mm	S904410002	100060526	28,87

NOTA: El desagüe no está incluido en ningún plato.
 NOTE: Waste not included in any shower tray.
 REMARQUE: Le vidage n'est pas inclus sur aucun receveur.

ACCESORIOS MODUL

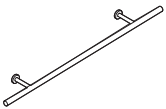
ACCESORIES · ACCESSOIRES



Modul Series



TOALLERO 60x7,5 · TOWEL RAIL 60x7,5 · PORTE-SERVIETTES 60x7,5

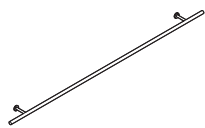
Acabado negro o inox brillo · Black or gloss stainless steel finish ·
Finition noire ou inox brillant





COLOR COLOUR COULEUR	REF. KEA KEA CODE CODE KEA	REF. SAP SAP CODE CODE SAP	PUNTOS POINTS POINTS
	S804100029	100141108	163,22
	S804100028	100141107	204,06

TOALLERO 120x7,5 · TOWEL RAIL 120x7,5 · PORTE-SERVIETTES 120x7,5

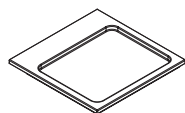
Acabado negro o inox brillo · Black or gloss stainless steel finish ·
Finition noire ou inox brillant



COLOR COLOUR COULEUR	REF. KEA KEA CODE CODE KEA	REF. SAP SAP CODE CODE SAP	PUNTOS POINTS POINTS
	S804100027	100141106	233,19
	S804100030	100141105	262,35

ESTANTE SIMPLE KRION® 15x15 · SIMPLE SHELF KRION™ 15x15 · PLATEAU SIMPLE KRION® 15x15

KRION® blanco · White KRION™ · KRION® blanc.

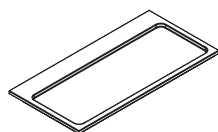


COLOR COLOUR COULEUR	REF. KEA KEA CODE CODE KEA	REF. SAP SAP CODE CODE SAP	PUNTOS POINTS POINTS
	S804100009	100100776	76,71

* Instalar con chasis · Install with frame · Installer avec la structure.

ESTANTE DOBLE KRION® 30x15 · DOUBLE SHELF KRION™ 30x15 · PLATEAU DOBLE KRION® 30x15

KRION® blanco · White KRION™ · KRION® blanc.

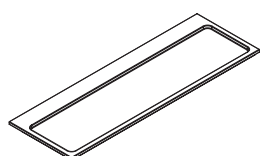


COLOR COLOUR COULEUR	REF. KEA KEA CODE CODE KEA	REF. SAP SAP CODE CODE SAP	PUNTOS POINTS POINTS
	S804100001	100100750	97,03

* Instalar con chasis · Install with frame · Installer avec la structure.

ESTANTE TRIPLE KRION® 45x15 · TRIPLE SHELF KRION™ 45x15 · PLATEAU TRIPLE KRION® 45x15

KRION® blanco · White KRION™ · KRION® blanc.

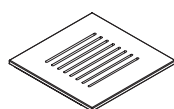


COLOR COLOUR COULEUR	REF. KEA KEA CODE CODE KEA	REF. SAP SAP CODE CODE SAP	PUNTOS POINTS POINTS
	S804100002	100100752	123,36

* Instalar con chasis · Install with frame · Installer avec la structure.

JABONERA KRION® 15x15 · KRION™ SOAP DISH 15x15 · PORTE-SAVON KRION® 15x15

KRION® blanco · White KRION™ · KRION® blanc.

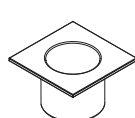


COLOR COLOUR COULEUR	REF. KEA KEA CODE CODE KEA	REF. SAP SAP CODE CODE SAP	PUNTOS POINTS POINTS
	S804100003	100100751	144,30

* Instalar con chasis · Install with frame · Installer avec la structure.

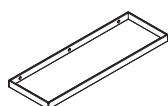
VASO KRION® 15x15 · KRION™ GLASS 15x15 · VERRE KRION® 15x15

KRION® blanco · White KRION™ · KRION® blanc.



COLOR COLOUR COULEUR	REF. KEA KEA CODE CODE KEA	REF. SAP SAP CODE CODE SAP	PUNTOS POINTS POINTS
	S804100005	100100777	144,30

* Instalar con chasis · Install with frame · Installer avec la structure.

CHASIS ACCESORIOS · FRAME FOR ACCESSORIES · CHÂSSIS POUR ACCESSOIRESAcabado negro o inox brillo · Black or gloss stainless steel finish ·
Finition noire ou inox brillant

DIMENSIONES DIMENSIONS FORMAT	COLOR COLOUR COULEUR	REF. KEA KEA CODE CODE KEA	REF. SAP SAP CODE CODE SAP	PUNTOS POINTS POINTS
15x15		S804100024	100141073	107,81
		S804100023	100141074	139,13
30x15		S804100026	100141061	140,99
		S804100025	100141075	154,33
45x15		S804100007	100100765	174,14
		S804100012	100100764	163,79



KOLE series

La serie de encimeras KOLE , evoluciona incorporando nuevos accesorios haciendo de esta un producto más completo. A las ya conocidas encimeras con lavabo integrado, se unen los toalleros de acero inoxidable en sus dos versiones, frontal, corner y un estante de 70x50x10cm.

The KOLE series of countertops now features new accessories that further enhance these products. In addition to the popular countertops with integrated washbasins, it now includes frontal and corner stainless steel towel rails and 70x50x10cm shelf.

La série de tablettes KOLE évolue en introduisant de nouveaux accessoires qui en font un produit plus complet. Aux tablettes avec lavabo intégré déjà connues s'ajoutent des porte-serviettes en acier inoxydable en deux versions (frontale et corner) et étagère 70x50x10 cm.



KOLE

encimera · worktop · plan vasque

61x45 · 10h

110x45 · 10h

70x50 · 10h

130x50 · 10h

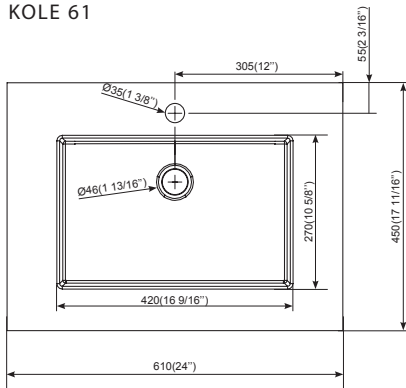
80x50 · 10h

150x50 · 10h

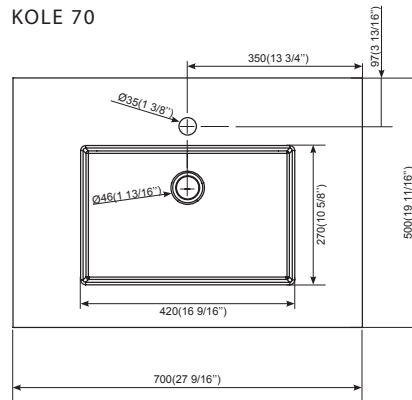
100x45 · 10h



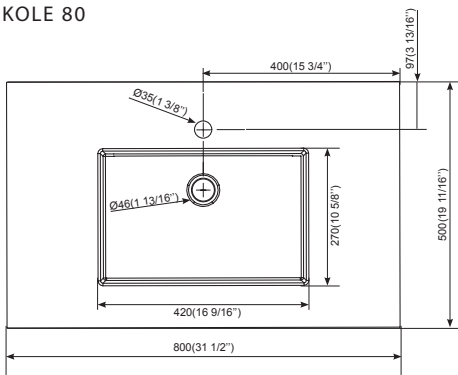
KOLE 61



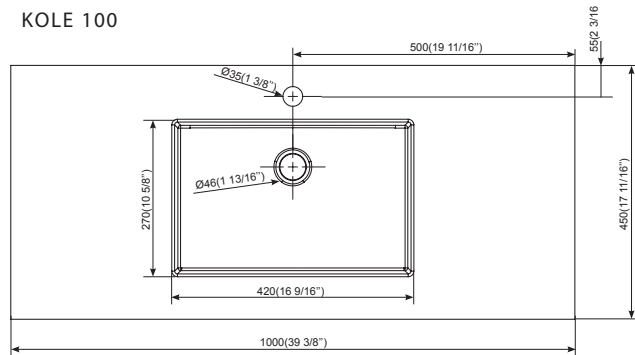
KOLE 70



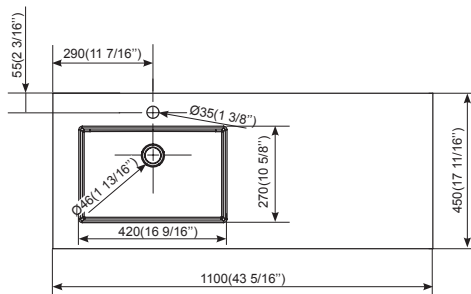
KOLE 80



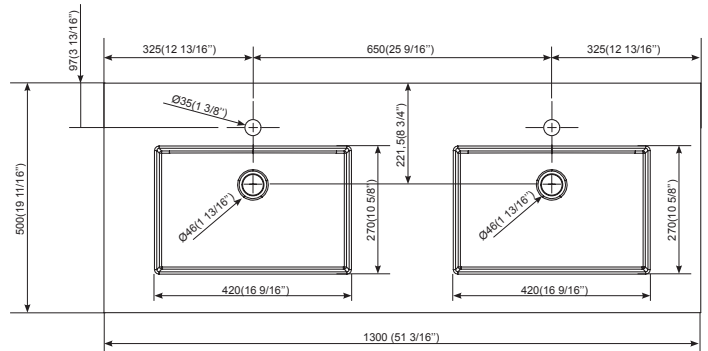
KOLE 100



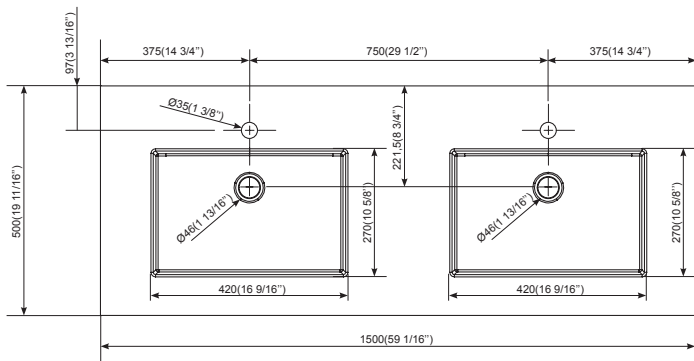
KOLE 110 (derecha/izquierda · right/left · droite/gauche)



KOLE 130



KOLE 150



Kole Series

KOLE

CARACTERÍSTICAS · FEATURES · CARACTERISTIQUES

CLASS

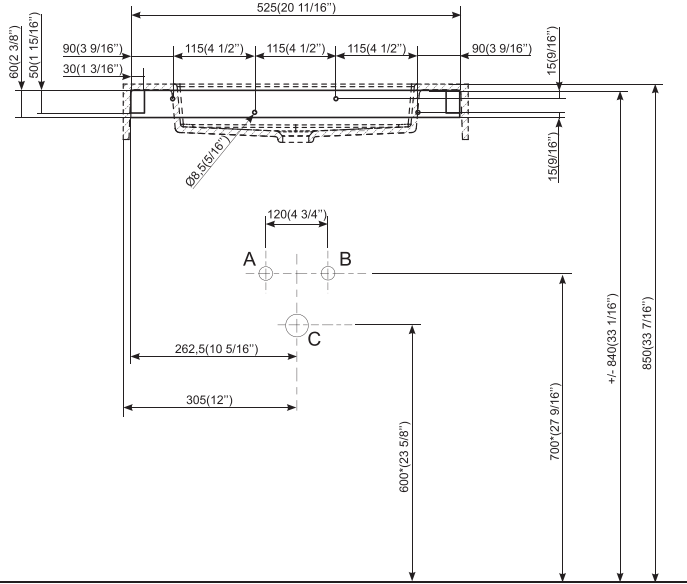
PREINSTALACIÓN · PRE-INSTALLING · PRE-INSTALLATION

* La cota varía dependiendo el sifón instalado ·
The height will vary depending on the type of syphon installed ·
La cote varie selon le siphon installé.

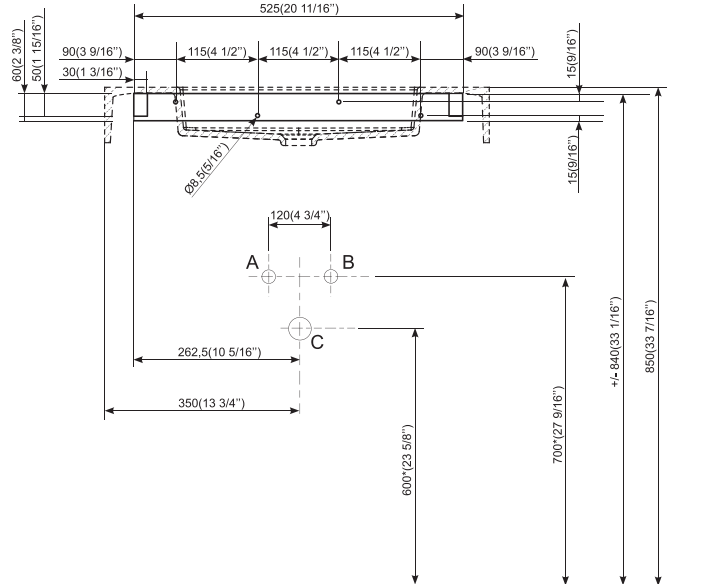
A	AGUA CALIENTE HOT WATER EAU CHAUDE	B	AGUA FRÍA COLD WATER EAU FROIDE	S	SIFÓN BOTTLE TRAP SIPHON
----------	--	----------	---------------------------------------	----------	--------------------------------

* Recomendable · Recommended · Reconnmandé

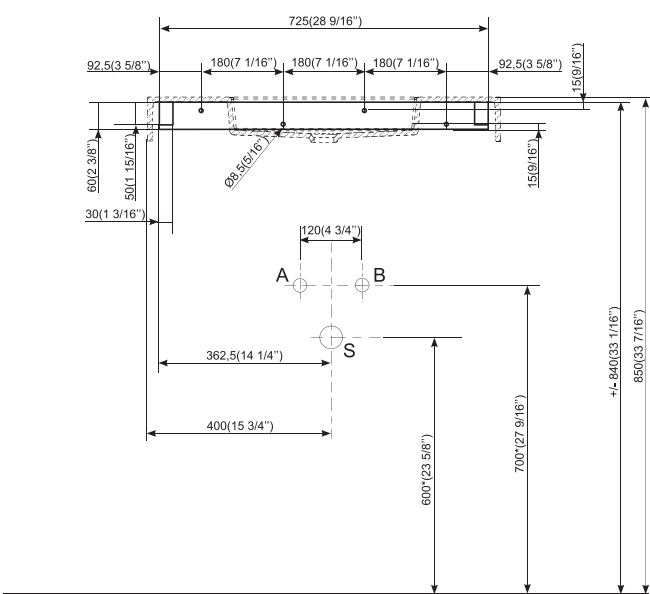
KOLE 61



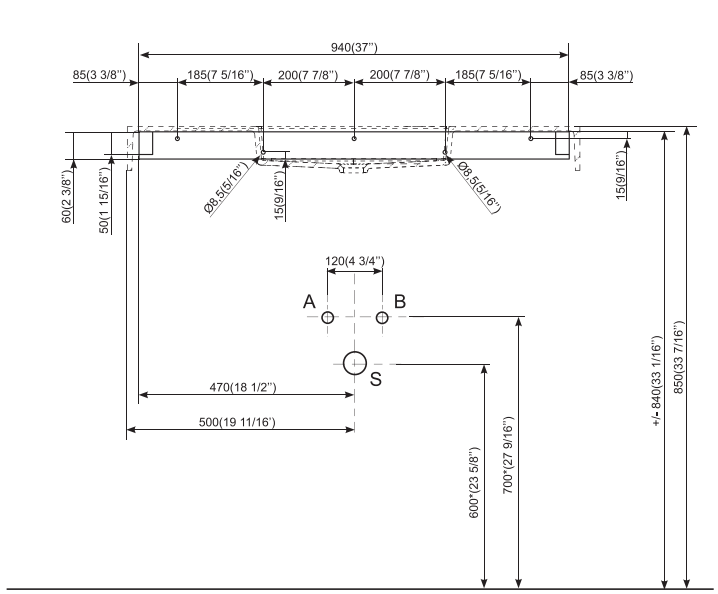
KOLE 70



KOLE 80



KOLE 100



Kole Series

KOLE

CARACTERÍSTICAS · FEATURES · CARACTERISTIQUES

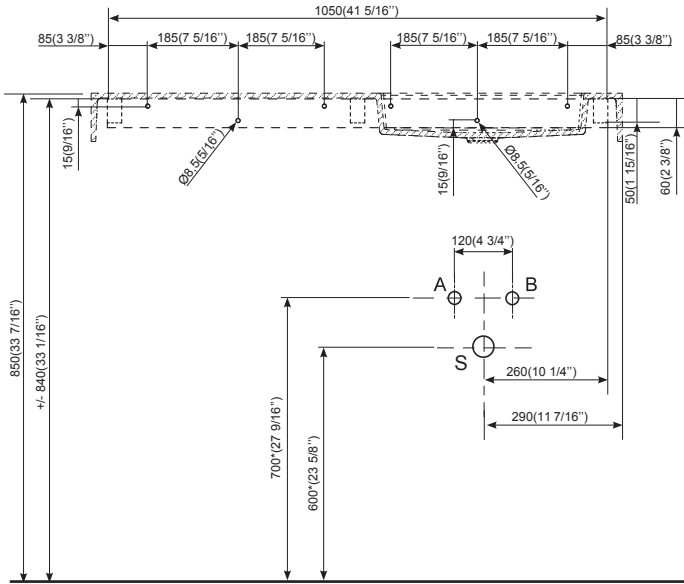
PREINSTALACIÓN · PRE-INSTALLING · PRE-INSTALLATION

* La cota varía dependiendo el sifón instalado ·
The height will vary depending on the type of syphon installed ·
La cote varie selon le siphon installé.

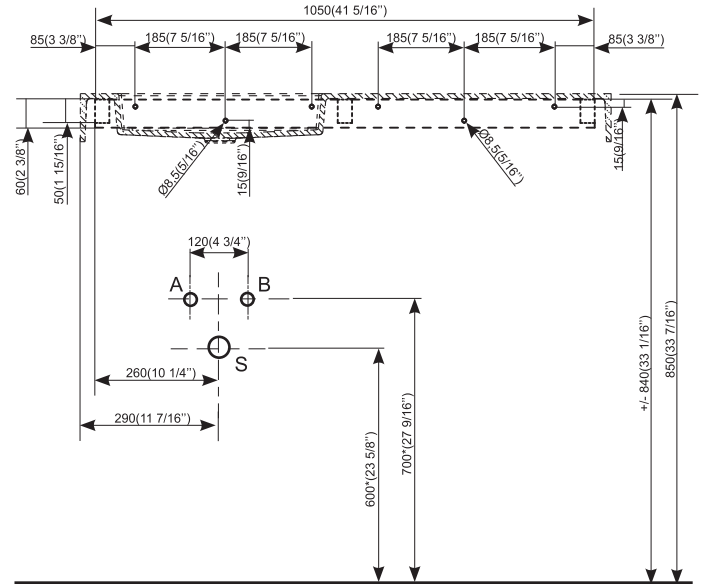
A	AGUA CALIENTE HOT WATER EAU CHAUDE	B	AGUA FRÍA COLD WATER EAU FROIDE	S	SIFÓN BOTTLE TRAP SIPHON
----------	--	----------	---------------------------------------	----------	--------------------------------

* Recomendable · Recommended · Reconnommé

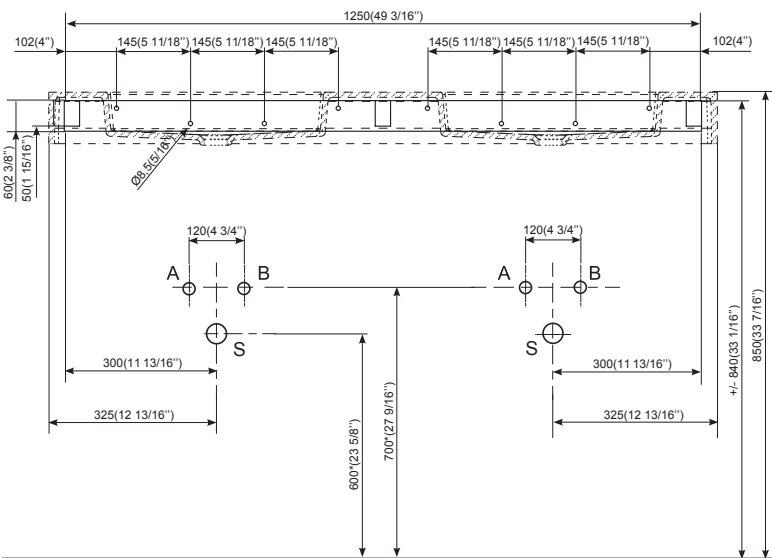
KOLE 110 (derecha · right · droite)



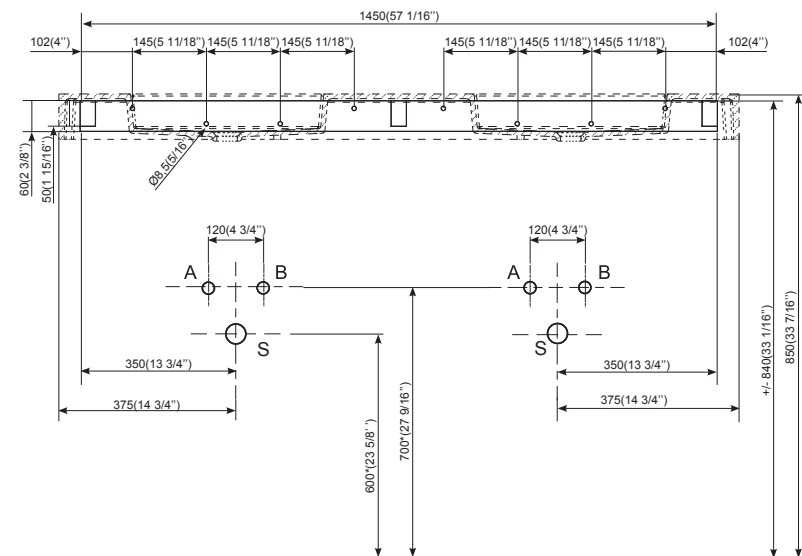
KOLE 110 (izquierda · left · gauche)



KOLE 130



KOLE 150

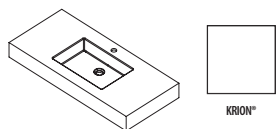


Kole Series

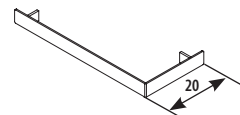
KOLE

CARACTERÍSTICAS · FEATURES · CARACTERISTIQUES

COLORES · COLOURS · COULEURS



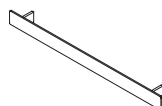
ACCESORIOS · ACCESSORIES · ACCESSOIRES



Toallero Corner 45x4,2-4h
Corner Towel rail 45x4,2-4h
Porte-serviette Corner 45x4,2-4h



inox



Toallero Recto 52x4,2-4h
Right Towel rail 52x4,2-4h
Porte-serviette Droit 52x4,2-4h



inox



Valvula vaciador SP s/reb.
SP drain valve without overflow
Vanne d'écoulement SP sans trop-plein



cromo
chrome
chromée



blanco
white
blanc



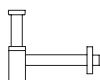
Valvula vaciador click SP s/reb.
SP click drain valve without overflow
Vanne d'écoulement click SP sans trop-plein



cromo
chrome
chromée



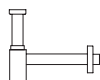
blanco
white
blanc



Sifon square SP
SP square siphon
Siphon square SP



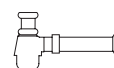
cromo
chrome
chromée



Sifon round SP
SP round siphon
Siphon round SP



cromo
chrome
chromée



Sifon botella
Bottle syphon
Siphon bouteille



cromo
chrome
chromée

DATOS DE EXPEDICIÓN · EXPEDITION DATA · DONNÉES D'EXPÉDITION

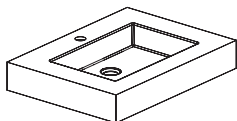
Kole Series

	DIMENSIONES DIMENSIONS DIMENSIONS	VOLUMEN VOLUME VOLUME	PESO NETO NET WEIGHT POIDS NET	PESO BRUTO GROSS WEIGHT POIDS BRUT		DIMENSIONES DIMENSIONS DIMENSIONS	VOLUMEN VOLUME VOLUME	PESO NETO NET WEIGHT POIDS NET	PESO BRUTO GROSS WEIGHT POIDS BRUT
Encimera KOLE 61 KOLE 61 worktop Plan vasque KOLE 61	L 71 cm W 55 cm H 20 cm	0,08 m ³	16 Kg	20 Kg	Encimera KOLE 110 KOLE 110 worktop Plan vasque KOLE 110	L 120 cm W 55 cm H 20 cm	0,13 m ³	22 Kg	31 Kg
Encimera KOLE 70 KOLE 70 worktop Plan vasque KOLE 70	L 80 cm W 60 cm H 20 cm	0,10 m ³	18 Kg	24 Kg	Encimera KOLE 130 KOLE 130 worktop Plan vasque KOLE 130	L 140 cm W 60 cm H 20 cm	0,17 m ³	32 Kg	41 Kg
Encimera KOLE 80 KOLE 80 worktop Plan vasque KOLE 80	L 90 cm W 60 cm H 20 cm	0,11 m ³	20 Kg	26 Kg	Encimera KOLE 150 KOLE 150 worktop Plan vasque KOLE 150	L 160 cm W 60 cm H 20 cm	0,19 m ³	38 Kg	49 Kg
Encimera KOLE 100 KOLE 100 worktop Plan vasque KOLE 100	L 110 cm W 55 cm H 20 cm	0,12 m ³	22 Kg	30 Kg					

KOLE

ENCIMERA KRION® 61x45 · KRION™ WORKTOP 61x45 · PLAN VASQUE KRION® 61x45

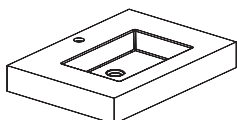
1 lavabo encastrado central · 1 center built-in worktop · 1 plans vasque encastré central.
Con agujero para grifería · With tap hole · Avec trou pour robinetterie



COLOR COLOUR COULEUR	REF. KEA KEA CODE CODE KEA	REF. SAP SAP CODE CODE SAP	PUNTOS POINTS POINTS
	S500941006	100078715	669,39

ENCIMERA KRION® 70x50 · KRION™ WORKTOP 70x50 · PLAN VASQUE KRION® 70x50

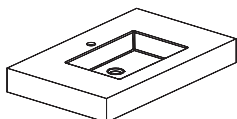
1 lavabo encastrado central · 1 center built-in worktop · 1 plans vasque encastré central.
Con agujero para grifería · With tap hole · Avec trou pour robinetterie



COLOR COLOUR COULEUR	REF. KEA KEA CODE CODE KEA	REF. SAP SAP CODE CODE SAP	PUNTOS POINTS POINTS
	S500941007	100088544	862,23

ENCIMERA KRION® 80x50 · KRION™ WORKTOP 80x50 · PLAN VASQUE KRION® 80x50

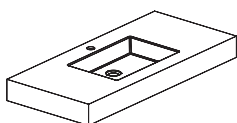
1 lavabo encastrado central · 1 center built-in worktop · 1 plans vasque encastré central.
Con agujero para grifería · With tap hole · Avec trou pour robinetterie



COLOR COLOUR COULEUR	REF. KEA KEA CODE CODE KEA	REF. SAP SAP CODE CODE SAP	PUNTOS POINTS POINTS
	S500900002	100055782	959,40

ENCIMERA KRION® 100x45 · KRION™ WORKTOP 100x45 · PLAN VASQUE KRION® 100x45

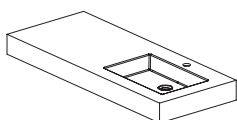
1 lavabo encastrado central · 1 center built-in worktop · 1 plans vasque encastré central.
Con agujero para grifería · With tap hole · Avec trou pour robinetterie



COLOR COLOUR COULEUR	REF. KEA KEA CODE CODE KEA	REF. SAP SAP CODE CODE SAP	PUNTOS POINTS POINTS
	S500905003	100055792	992,22

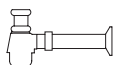
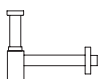
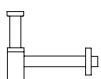
ENCIMERA KRION® 110x45 · KRION™ WORKTOP 110x45 · PLAN VASQUE KRION® 110x45

1 lavabo encastrado derecha · 1 right built-in worktop · 1 plans vasque encastré droite.
Con agujero para grifería · With tap hole · Avec trou pour robinetterie



COLOR COLOUR COULEUR	REF. KEA KEA CODE CODE KEA	REF. SAP SAP CODE CODE SAP	PUNTOS POINTS POINTS
	S500900003	100055783	1.096,42

ACCESORIOS · ACCESSORIES · ACCESSOIRES

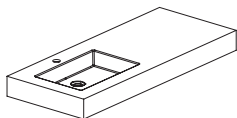


DESCRIPCIÓN DESCRIPTION DESCRIPTION	COLOR COLOUR COULEUR	REF. KEA KEA CODE CODE KEA	REF. SAP SAP CODE CODE SAP	PUNTOS POINTS POINTS
Valvula vaciador SP s/reb. Cromo · SP chrome drain valve without overflow · Vanne d'écoulement SP sans trop-plein chromée		S809500080	100106053	41,37
		S809500092	100143622	80,51
Valvula vaciador click SP s/reb. · SP click drain valve without overflow · Vanne d'écoulement click SP sans trop-plein		S809500093	100143621	83,28
		S809500095	100143620	113,12
Sifon square SP cromo · SP chrome square siphon · Siphon square SP chromée		S809500079	100106046	224,16
Sifon round SP cromo · SP chrome round siphon · Siphon round SP chromée		S809500078	100106048	131,18
Sifon botella cromo · Bottle chrome syphon · Siphon bouteille chromée		S809500077	100106045	43,72

KOLE

ENCIMERA KRION® 110x45 · KRION™ WORKTOP 110x45 · PLAN VASQUE KRION® 110x45

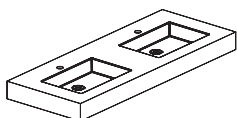
1 lavabo encastrado izquierda · 1 left built-in worktop · 1 plans vasque encastré gauche.
Con agujero para grifería · With tap hole · Avec trou pour robinetterie



COLOR COLOUR COULEUR	REF. KEA KEA CODE CODE KEA	REF. SAP SAP CODE CODE SAP	PUNTOS POINTS POINTS
	S500900004	100055784	1.096,42

ENCIMERA KRION® 130x50 · KRION™ WORKTOP 130x50 · PLAN VASQUE KRION® 130x50

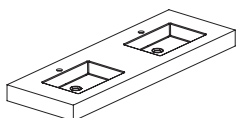
2 lavabos encastrados · 2 built-in worktops · 2 plans vasque encastrés.
Con agujero para grifería · With tap hole · Avec trou pour robinetterie



COLOR COLOUR COULEUR	REF. KEA KEA CODE CODE KEA	REF. SAP SAP CODE CODE SAP	PUNTOS POINTS POINTS
	S500900005	100055785	1.480,25

ENCIMERA KRION® 150x50 · KRION™ WORKTOP 150x50 · PLAN VASQUE KRION® 150x50

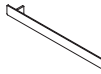
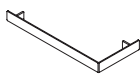
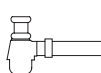
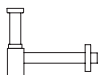
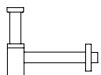
2 lavabos encastrados · 2 built-in worktops · 2 plans vasque encastrés.
Con agujero para grifería · With tap hole · Avec trou pour robinetterie



COLOR COLOUR COULEUR	REF. KEA KEA CODE CODE KEA	REF. SAP SAP CODE CODE SAP	PUNTOS POINTS POINTS
	S500900006	100055786	1.637,46

Kole Series

ACCESORIOS · ACCESSORIES · ACCESSOIRES



DESCRIPCIÓN DESCRIPTION DESCRIPTION	COLOR COLOUR COULEUR	REF. KEA KEA CODE CODE KEA	REF. SAP SAP CODE CODE SAP	PUNTOS POINTS POINTS
Valvula vaciador SP s/reb. Cromo · SP chrome drain valve without overflow · Vanne d'écoulement SP sans trop-plein chromée		S809500080	100106053	41,37
		S809500092	100143622	80,51
Valvula vaciador click SP s/reb. · SP click drain valve without overflow · Vanne d'écoulement click SP sans trop-plein		S809500093	100143621	83,28
		S809500095	100143620	113,12
Sifon square SP cromo · SP chrome square siphon · Siphon square SP chromée		S809500079	100106046	224,16
Sifon round SP cromo · SP chrome round siphon · Siphon round SP chromée		S809500078	100106048	131,18
Sifon botella cromo · Bottle chrome syphon · Siphon bouteille chromée		S809500077	100106045	43,72
Toallero KOLE Corner · KOLE corner Towel rail · Porte-serviette KOLE Corner		S500941009	100102362	215,62
Toallero KOLE Recto · KOLE right Towel rail · Porte-serviette KOLE Droit		S500941010	100102363	172,50

Washbasins



3-WAY / UNIQUE

Las series de lavabos 3-WAY y UNIQUE se incorporan a KRION® BATH con una cobertura con aspecto metálico para dar una mayor versatilidad en la proyección del baño. Acabado KRION®, cobre, oro, titanio y rosa son los acabados disponibles para los lavabos de apoyo y de KRION® para los lavabos semiencastre.

The 3-WAY and UNIQUE washbasin series have now joined the KRION® BATH range in a metallic finish for even broader bathroom design potential. The available finishes for free-standing washbasins and semi-recessed KRION® ones are copper, gold, titanium and pink.

Les séries de lavabos 3-WAY et UNIQUE sont incorporées à KRION® BATH avec une couverture à aspect métallique pour permettre une plus grande versatilité lors de l'élaboration du projet de la salle de bains. Les finitions disponibles sont les finitions KRION®, cuivre, or, titane et rose pour les lavabos posés sur la tablette et KRION® pour les lavabos semi-encastés.

3-WAY / UNIQUE

lavabo on top · on top hand basin · lavabo on top

Ø40 · 15h

52x38 · 24h

40x40 · 15h

55x40 · 40h

40x40 · 13h

70x40 · 13h

60x40 · 15h

lavabo semiencastre · semi-recessed washbasin · lavabo semi-encasté

Ø40 · 15h

52x38 · 13,5h

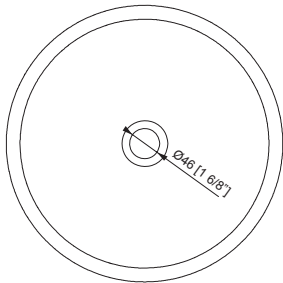
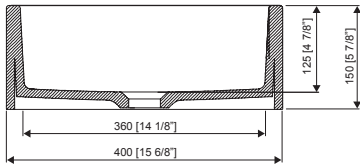
40x40 · 15h

70x40 · 15h

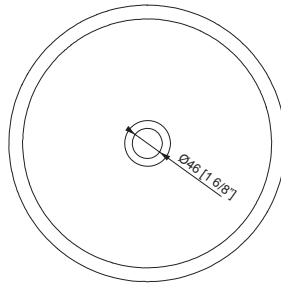
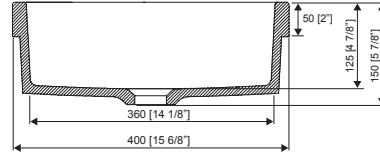
Washbasins



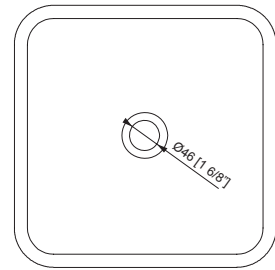
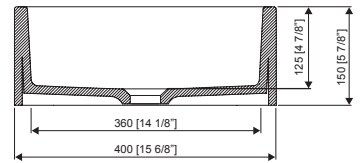
3-WAY B210 D40 1100 ON TOP



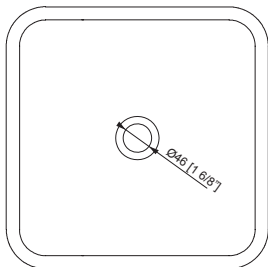
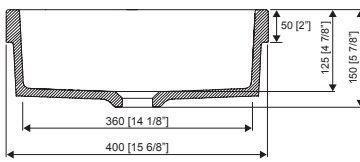
3-WAY B210 D40 1100 SE



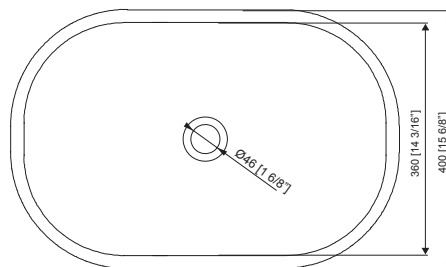
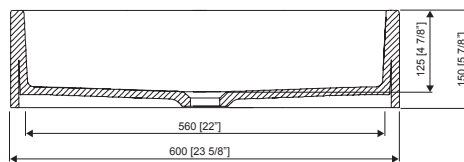
3-WAY B603 40X40 1100 ON TOP



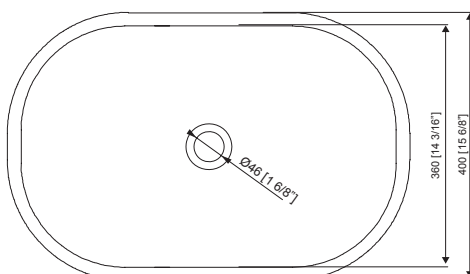
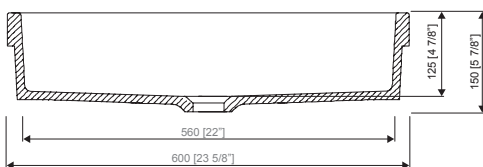
3-WAY B603 40X40 1100 SE



3-WAY B414 60X40 1100 ON TOP



3-WAY B414 60X40 1100 SE



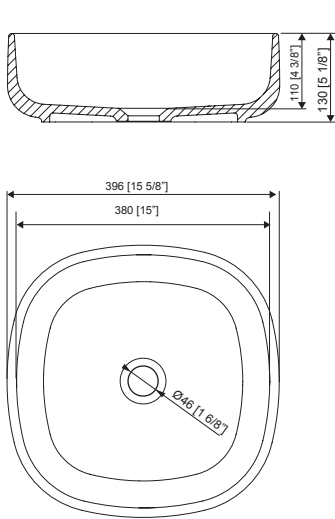
3-WAY / UNIQUE

CARACTERÍSTICAS · FEATURES · CARACTERISTIQUES

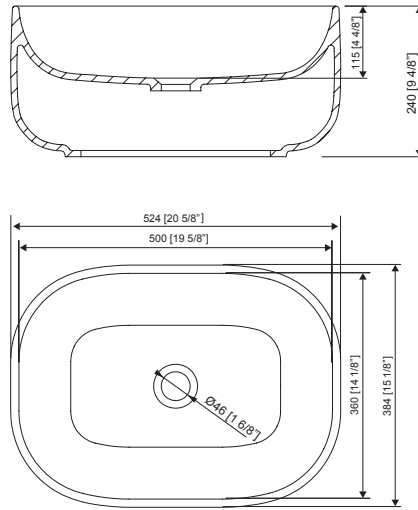
CLASS

PREINSTALACIÓN · PRE-INSTALLING · PRE-INSTALLATION

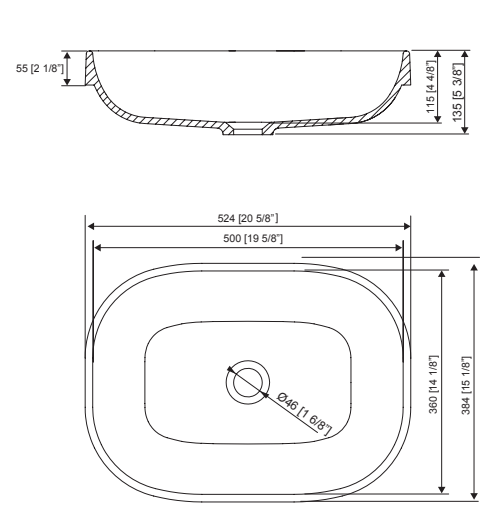
UNIQUE B604 40X40 1100 ON TOP



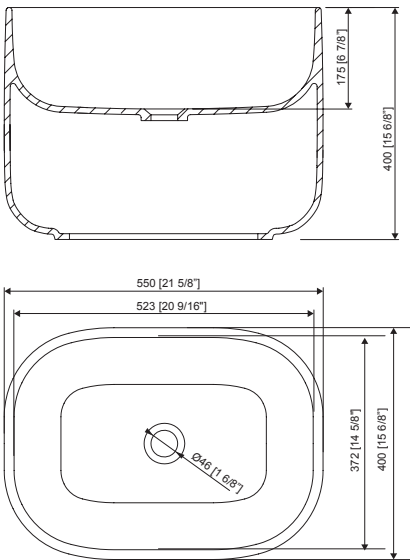
UNIQUE B812 52X38 1100 ON TOP



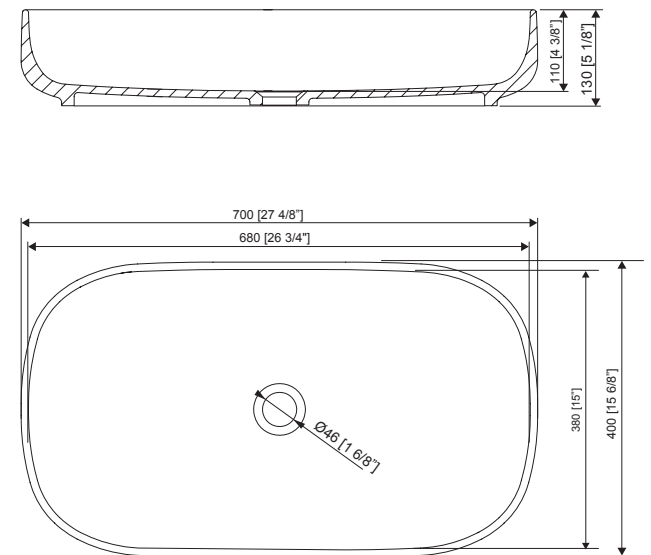
UNIQUE B812 52X38 1100 SE



UNIQUE B813 55X40 1100 ON TOP



UNIQUE B814 70X40 1100 ON TOP


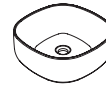


Washbasins


3-WAY / UNIQUE

CARACTERÍSTICAS · FEATURES · CARACTERISTIQUES

COLORES · COLOURS · COULEURS



ACCESORIOS · ACCESSORIES · ACCESSOIRES



DATOS DE EXPEDICIÓN · EXPEDITION DATA · DONNÉES D'EXPÉDITION

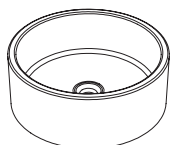
MODELO MODEL MODEL	DIMENSIONES DIMENSIONS DIMENSIONS	VOLUMEN VOLUME VOLUME	PESO NETO NET WEIGHT POIDS NET	PESO BRUTO GROSS WEIGHT POIDS BRUT
3-WAY B210 D40 1100 ON TOP (KRION®, GOLD, COPPER, TITANIO, PINK)	L 48,5 cm W 48,5 cm H 23 cm	0,05 m ³	9 Kg	10,5 Kg
3-WAY B210 D40 1100 SE (KRION®, GOLD, COPPER, TITANIO, PINK)	L 48,5 cm W 48,5 cm H 23 cm	0,05 m ³	6,5 Kg	8 Kg
3-WAY B603 40x40 1100 ON TOP (KRION®, GOLD, COPPER, TITANIO, PINK)	L 48,5 cm W 48,5 cm H 23 cm	0,05 m ³	11 Kg	12,5 Kg
3-WAY B603 40x40 1100 SE (KRION®, GOLD, COPPER, TITANIO, PINK)	L 48,5 cm W 48,5 cm H 23 cm	0,05 m ³	8 Kg	9,5 Kg
3-WAY B414 60x40 1100 ON TOP (KRION®, GOLD, COPPER, TITANIO, PINK)	L 68,5 cm W 48,5 cm H 23 cm	0,08 m ³	14,5 Kg	16 Kg
3-WAY B414 60x40 1100 SE (KRION®, GOLD, COPPER, TITANIO, PINK)	L 68,5 cm W 48,5 cm H 23 cm	0,08 m ³	11 Kg	12,5 Kg
UNIQUE B604 40x40x13 1100 ON TOP (KRION®, GOLD, COPPER, TITANIO, PINK)	L 50 cm W 50 cm H 25 cm	0,06 m ³	7 Kg	8,5 Kg
UNIQUE B812 52x38x24 1100 ON TOP (KRION®, GOLD, COPPER, TITANIO, PINK)	L 62 cm W 48 cm H 34 cm	0,10 m ³	12 Kg	13,5 Kg
UNIQUE B812 52x38 1100 SE (KRION®, GOLD, COPPER, TITANIO, PINK)	L 62 cm W 48 cm H 23,5 cm	0,07 m ³	6 Kg	7,5 Kg
UNIQUE B813 55x40x40 1100 ON TOP (KRION®, GOLD, COPPER, TITANIO, PINK)	L 65 cm W 50 cm H 50 cm	0,16 m ³	17 Kg	18,5 Kg
UNIQUE B814 70x40x13 1100 ON TOP (KRION®, GOLD, COPPER, TITANIO, PINK)	L 80 cm W 50 cm H 23 cm	0,09 m ³	12 Kg	13,5 Kg

Washbasins

3 - WAY

3-WAY B210 D40 1100 ON TOP

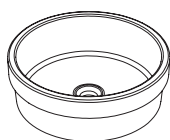
Lavabo KRION® · KRION™ washbasin · Plans vasque KRION®.



COLOR COLOUR COULEUR	REF. KEA KEA CODE CODE KEA	REF. SAP SAP CODE CODE SAP	PUNTOS POINTS POINTS
	S510300008	100139300	314,78
	S503000002	100191966	663,89
	S503000012	100191982	663,89
	S503000005	100191967	663,89
	S503000011	100191993	663,89

3-WAY B210 D40 1100 SE

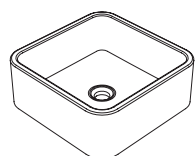
Lavabo KRION® · KRION™ washbasin · Plans vasque KRION®.



COLOR COLOUR COULEUR	REF. KEA KEA CODE CODE KEA	REF. SAP SAP CODE CODE SAP	PUNTOS POINTS POINTS
	S510300006	100139301	270,49

3-WAY B603 40x40 1100 ON TOP

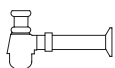
Lavabo KRION® · KRION™ washbasin · Plans vasque KRION®.



COLOR COLOUR COULEUR	REF. KEA KEA CODE CODE KEA	REF. SAP SAP CODE CODE SAP	PUNTOS POINTS POINTS
	S510300009	100139291	381,21
	S503000009	100191959	715,80
	S503000004	100191949	715,80
	S503000003	100191939	715,80
	S503000007	100191994	715,80

Washbasins

ACCESORIOS · ACCESSORIES · ACCESSOIRES

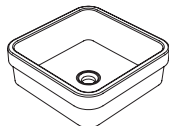


DESCRIPCIÓN DESCRIPTION DESCRIPTION	COLOR COLOUR COULEUR	REF. KEA KEA CODE CODE KEA	REF. SAP SAP CODE CODE SAP	PUNTOS POINTS POINTS
Valvula vaciador SP s/reb. Cromo · SP chrome drain valve without overflow · Vanne d'écoulement SP sans trop-plein chromée		S809500080	100106053	41,37
		S809500092	100143622	80,51
Sifon square SP cromo · SP chrome square siphon · Siphon square SP chromée		S809500079	100106046	224,16
Sifon round SP cromo · SP chrome round siphon · Siphon round SP chromée		S809500078	100106048	131,18
Sifon botella cromo · Bottle chrome syphon · Siphon bouteille chromée		S809500077	100106045	43,72

3 - WAY

3-WAY B603 40x40 1100 SE

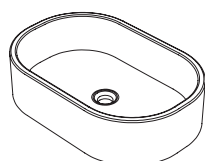
Lavabo KRION® · KRION™ washbasin · Plans vasque KRION®.



COLOR COLOUR COULEUR	REF. KEA KEA CODE CODE KEA	REF. SAP SAP CODE CODE SAP	PUNTOS POINTS POINTS
	S510300005	100139292	314,78

3-WAY B414 60x40 1100 ON TOP

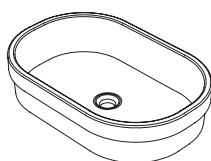
Lavabo KRION® · KRION™ washbasin · Plans vasque KRION®.



COLOR COLOUR COULEUR	REF. KEA KEA CODE CODE KEA	REF. SAP SAP CODE CODE SAP	PUNTOS POINTS POINTS
	S510300001	100139128	461,96
	S503000006	100193164	932,36
	S503000008	100193165	932,36
	S503000010	100193147	932,36
	S503000001	100191938	932,36

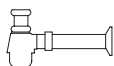
3-WAY B414 60X40 1100 SE

Lavabo KRION® · KRION™ washbasin · Plans vasque KRION®.



COLOR COLOUR COULEUR	REF. KEA KEA CODE CODE KEA	REF. SAP SAP CODE CODE SAP	PUNTOS POINTS POINTS
	S510300003	100139129	364,56

ACCESORIOS · ACCESSORIES · ACCESSOIRES

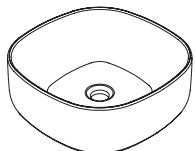


DESCRIPCIÓN DESCRIPTION DESCRIPTION	COLOR COLOUR COULEUR	REF. KEA KEA CODE CODE KEA	REF. SAP SAP CODE CODE SAP	PUNTOS POINTS POINTS
Valvula vaciador SP s/reb. Cromo · SP chrome drain valve without overflow · Vanne d'écoulement SP sans trop-plein chromée		S809500080	100106053	41,37
		S809500092	100143622	80,51
Sifon square SP cromo · SP chrome square siphon · Siphon square SP chromée		S809500079	100106046	224,16
Sifon round SP cromo · SP chrome round siphon · Siphon round SP chromée		S809500078	100106048	131,18
Sifon botella cromo · Bottle chrome syphon · Siphon bouteille chromée		S809500077	100106045	43,72

UNIQUE

UNIQUE B604 40x40x13 1100 ON TOP

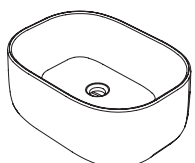
Lavabo KRION® · KRION™ washbasin · Plans vasque KRION®.



COLOR COLOUR COULEUR	REF. KEA KEA CODE CODE KEA	REF. SAP SAP CODE CODE SAP	PUNTOS POINTS POINTS
	S510900001	100158504	366,15
	S503100008	100191961	695,51
	S503100006	100191962	695,51
	S503100001	100191917	695,51
	S503100016	100191960	695,51

UNIQUE B812 52x38x24 1100 ON TOP

Lavabo KRION® · KRION™ washbasin · Plans vasque KRION®.



COLOR COLOUR COULEUR	REF. KEA KEA CODE CODE KEA	REF. SAP SAP CODE CODE SAP	PUNTOS POINTS POINTS
	S510900007	100158507	563,55
	S503100010	100191974	1.038,50
	S503100014	100191995	1.038,50
	S503100011	100191975	1.038,50
	S503100003	100191918	1.038,50

UNIQUE B812 52x38 1100 SE

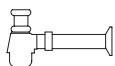
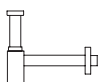
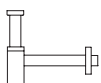
Lavabo KRION® · KRION™ washbasin · Plans vasque KRION®.



COLOR COLOUR COULEUR	REF. KEA KEA CODE CODE KEA	REF. SAP SAP CODE CODE SAP	PUNTOS POINTS POINTS
	S510900004	100158506	291,44

Washbasins

ACCESORIOS · ACCESSORIES · ACCESSOIRES

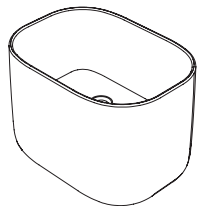


DESCRIPCIÓN DESCRIPTION DESCRIPTION	COLOR COLOUR COULEUR	REF. KEA KEA CODE CODE KEA	REF. SAP SAP CODE CODE SAP	PUNTOS POINTS POINTS
Valvula vaciador SP s/reb. Cromo · SP chrome drain valve without overflow · Vanne d'écoulement SP sans trop-plein chromée		S809500080	100106053	41,37
		S809500092	100143622	80,51
Sifon square SP cromo · SP chrome square siphon · Siphon square SP chromée		S809500079	100106046	224,16
Sifon round SP cromo · SP chrome round siphon · Siphon round SP chromée		S809500078	100106048	131,18
Sifon botella cromo · Bottle chrome syphon · Siphon bouteille chromée		S809500077	100106045	43,72

UNIQUE

UNIQUE B813 55x40x40 1100 ON TOP

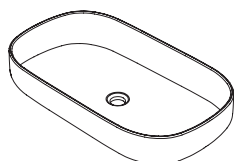
Lavabo KRION® · KRION™ washbasin · Plans vasque KRION®.



COLOR COLOUR COULEUR	REF. KEA KEA CODE CODE KEA	REF. SAP SAP CODE CODE SAP	PUNTOS POINTS POINTS
	S510900006	100158508	925,25
	S503100002	100191971	1.419,99
	S503100015	100191980	1.419,99
	S503100013	100191963	1.419,99
	S503100012	100191970	1.419,99

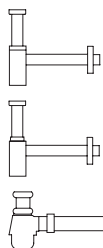
UNIQUE B814 70x40x13 1100 ON TOP

Lavabo KRION® · KRION™ washbasin · Plans vasque KRION®.



COLOR COLOUR COULEUR	REF. KEA KEA CODE CODE KEA	REF. SAP SAP CODE CODE SAP	PUNTOS POINTS POINTS
	S510900008	100158530	499,64
	S503100005	100191996	969,37
	S503100009	100191992	969,37
	S503100004	100191997	969,37
	S503100007	100191968	969,37

ACCESORIOS · ACCESSORIES · ACCESSOIRES



DESCRIPCIÓN DESCRIPTION DESCRIPTION	COLOR COLOUR COULEUR	REF. KEA KEA CODE CODE KEA	REF. SAP SAP CODE CODE SAP	PUNTOS POINTS POINTS
Valvula vaciador SP s/reb. Cromo · SP chrome drain valve without overflow · Vanne d'écoulement SP sans trop-plein chromée		S809500080	100106053	41,37
		S809500092	100143622	80,51
Sifon square SP cromo · SP chrome square siphon · Siphon square SP chromée		S809500079	100106046	224,16
Sifon round SP cromo · SP chrome round siphon · Siphon round SP chromée		S809500078	100106048	131,18
Sifon botella cromo · Bottle chrome syphon · Siphon bouteille chromée		S809500077	100106045	43,72

SLIM

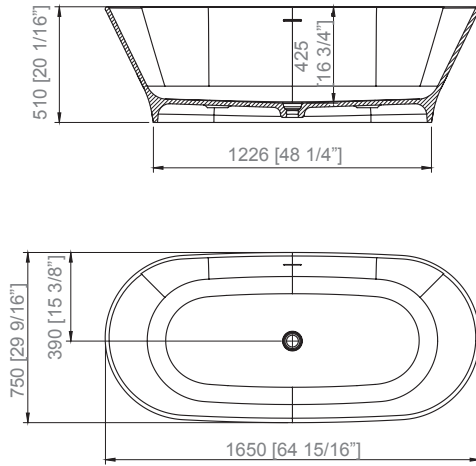
bañera · bath · baignoire

165x75 · 51h

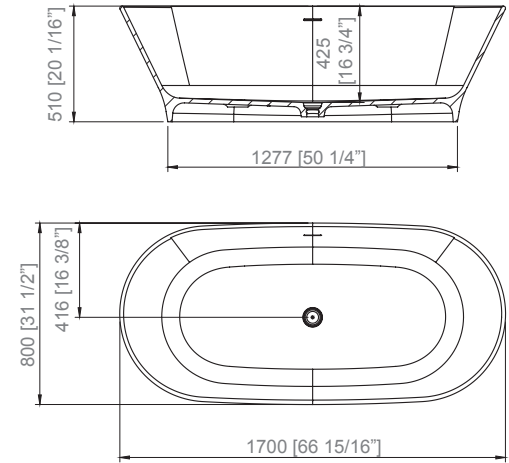
170x80 · 51h



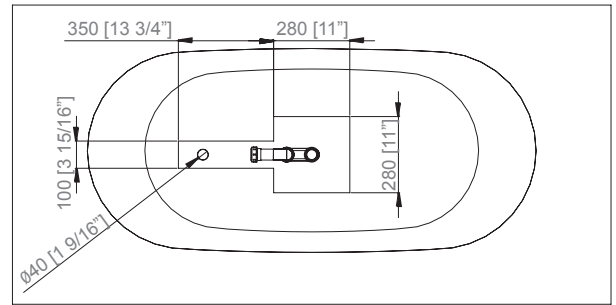
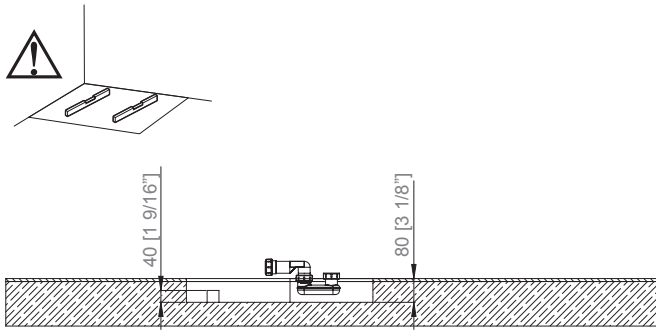
165x75



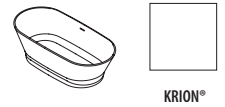
170x80



PREINSTALACIÓN · PRE-INSTALLING · PRE-INSTALLATION



COLORES · COLOURS · COULEURS



EQUIPAMIENTO · EQUIPMENT · EQUIPEMENT



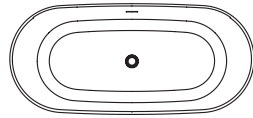
Freestanding
bathtubs

DATOS DE EXPEDICIÓN · EXPEDITION DATA · DONNÉES D'EXPÉDITION

	DIMENSIONES DIMENSIONS DIMENSIONS		VOLUMEN VOLUME VOLUME	PESO NETO NET WEIGHT POIDS NET	PESO BRUTO GROSS WEIGHT POIDS BRUT
165x75	L	180 cm	1,20 m ³	115 Kg	157 Kg
	W	90 cm			
	H	74 cm			
170 x 80	L	180 cm	1,20 m ³	120 Kg	162 Kg
	W	90 cm			
	H	74 cm			

SLIM

165 x 75



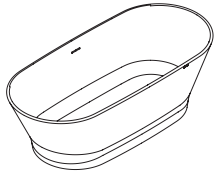
blanco KRION®
white KRION™
blanc KRION®

Volumen agua 260 l.
Water Volume 260 l.
Volume d'eau 260 l.

FREE STANDING

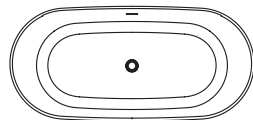
Desagüe click-clack KRION® · KRION™ Click-clack drain · Vidage click-clack KRION®.
Sifón incluido · Syphon included · Siphon inclus.

COLOR COLOUR COULEUR	REF. KEA KEA CODE CODE KEA	REF. SAP SAP CODE CODE SAP	PUNTOS POINTS POINTS
	S127900002	100213668	3.900,71



SLIM

170 x 80



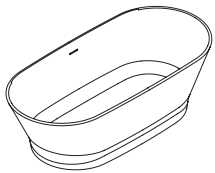
blanco KRION®
white KRION™
blanc KRION®

Volumen agua 288 l.
Water Volume 288 l.
Volume d'eau 288 l.

FREE STANDING

Desagüe click-clack KRION® · KRION™ Click-clack drain · Vidage click-clack KRION®.
Sifón incluido · Syphon included · Siphon inclus.

COLOR COLOUR COULEUR	REF. KEA KEA CODE CODE KEA	REF. SAP SAP CODE CODE SAP	PUNTOS POINTS POINTS
	S127900001	100193351	4.017,73



ARCH

bañera · bath · baignoire

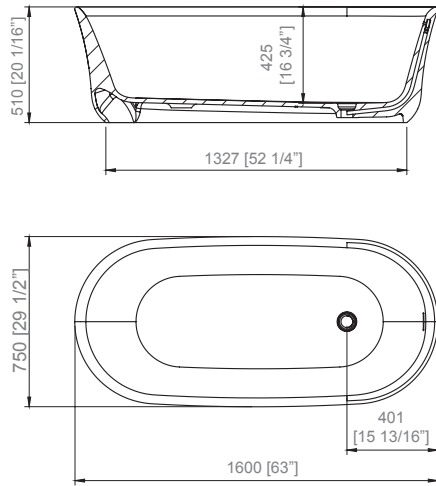
160x75 · 51h

170x75 · 51h

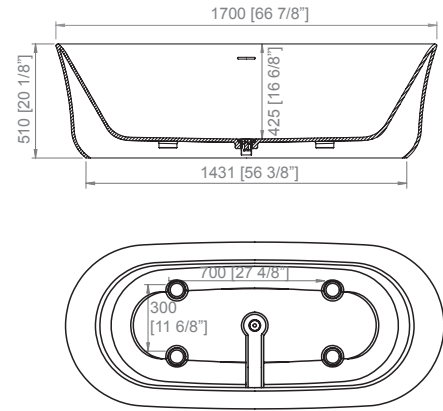


Freestanding
bathtubs

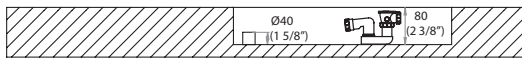
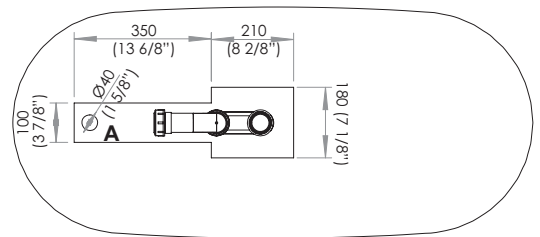
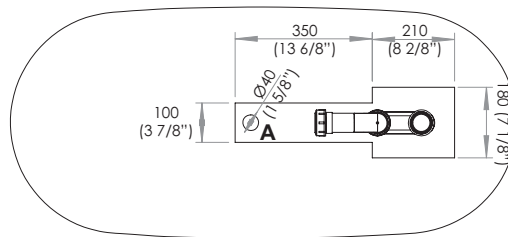
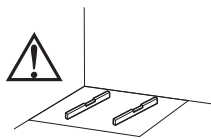
160x75



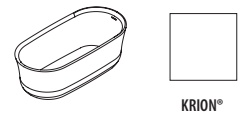
170x75



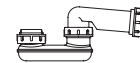
PREINSTALACIÓN · PRE-INSTALLING · PRE-INSTALLATION



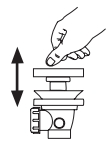
COLORES · COLOURS · COULEURS



EQUIPAMIENTO · EQUIPMENT · EQUIPEMENT



Sifón desagüe bañera
Syphon waste for bath
Siphon vidage pour vaignoire



desagüe KRION®
KRION® waste
vidage KRION®

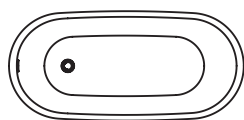
Freestanding
bathtubs

DATOS DE EXPEDICIÓN · EXPEDITION DATA · DONNÉES D'EXPÉDITION

	DIMENSIONES DIMENSIONS DIMENSIONS		VOLUMEN VOLUME VOLUME	PESO NETO NET WEIGHT POIDS NET	PESO BRUTO GROSS WEIGHT POIDS BRUT
160x75	L	180 cm	1,20 m ³	180 Kg	220 Kg
	W	90 cm			
	H	74 cm			
170x75	L	190 cm	1,40 m ³	187 Kg	225 Kg
	W	100 cm			
	H	78 cm			

ARCH

160 x 75




blanco KRION®
white KRION™
blanc KRION®

Volumen agua 215 l.
Water Volume 215 l.
Volume d'eau 215 l.

FREE STANDING

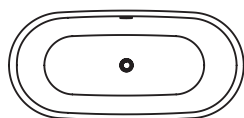
Desagüe click-clack KRION® · KRION™ Click-clack drain · Vidage click-clack KRION®.
Sifón incluido · Syphon included · Siphon inclus.

COLOR COLOUR COULEUR	REF. KEA KEA CODE CODE KEA	REF. SAP SAP CODE CODE SAP	PUNTOS POINTS POINTS
	S127800002	100193364	3.952,05



ARCH

170 x 75




blanco KRION®
white KRION™
blanc KRION®

Volumen agua 237 l.
Water Volume 237 l.
Volume d'eau 237 l.

FREE STANDING

Desagüe click-clack KRION® · KRION™ Click-clack drain · Vidage click-clack KRION®.
Sifón incluido · Syphon included · Siphon inclus.

COLOR COLOUR COULEUR	REF. KEA KEA CODE CODE KEA	REF. SAP SAP CODE CODE SAP	PUNTOS POINTS POINTS
	S127800001	100193362	4.092,90



LINE



MODELO/MODEL/MODÈLE	A	B	C	D	E
100 x 75	100	75	18,5	70	75
120 x 75	120	75	18,5	70	100
150 x 75	150	75	18,5	70	120
180 x 75	180	75	18,5	70	150
100 x 80	100	80	18,5	75	75
120 x 80	120	80	18,5	75	100
150 x 80	150	80	18,5	75	120
180 x 80	180	80	18,5	75	150
100 x 90	100	90	18,5	80	75
120 x 90	120	90	18,5	80	100
150 x 90	150	90	18,5	80	120
180 x 90	180	90	18,5	80	150
100 x 100	100	100	18,5	90	75
120 x 100	120	100	18,5	90	100
150 x 100	150	100	18,5	90	120
180 x 100	180	100	18,5	90	150

MODELO/MODEL/MODÈLE	A	B	C	D	E
210 x 75	210	75	18,5	180	70
210 x 80	210	80	18,5	180	75
210 x 90	210	90	18,5	180	80
210 x 100	210	100	18,5	180	90

MODELO/MODEL/MODÈLE	A	B	C	D	E
80 x 80	80	80	18,5	25	55
90 x 90	90	90	18,5	35	55

Line shower tray

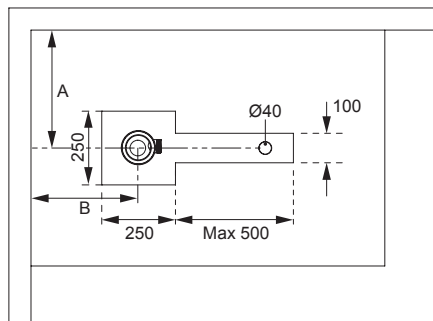
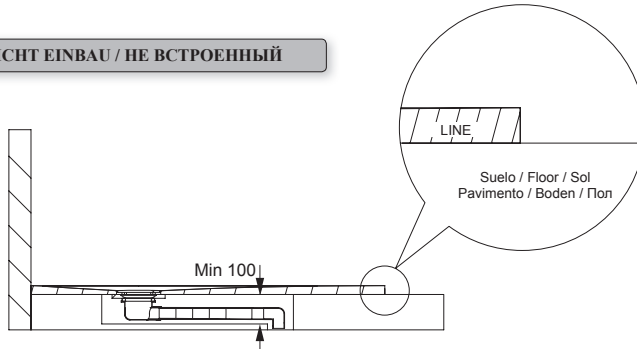
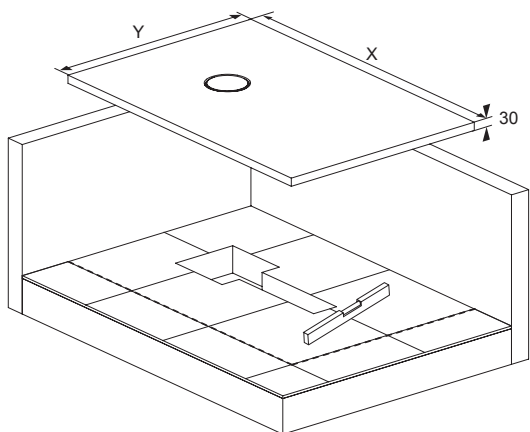
LINE

CARACTERÍSTICAS · FEATURES · CARACTÉRISTIQUES

CLASS

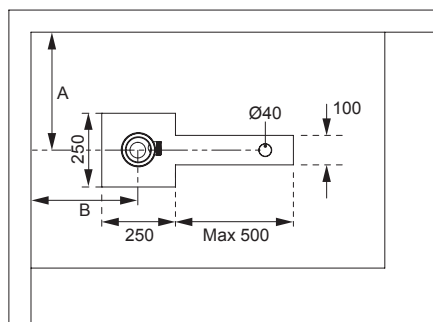
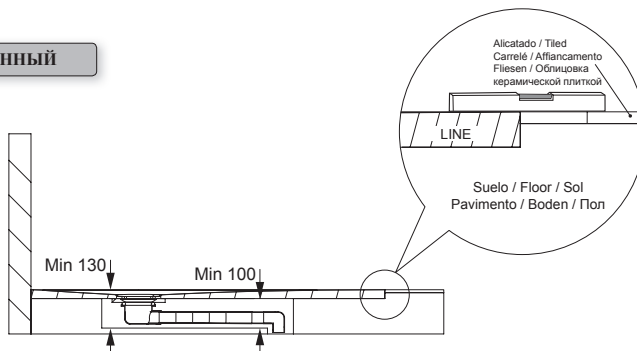
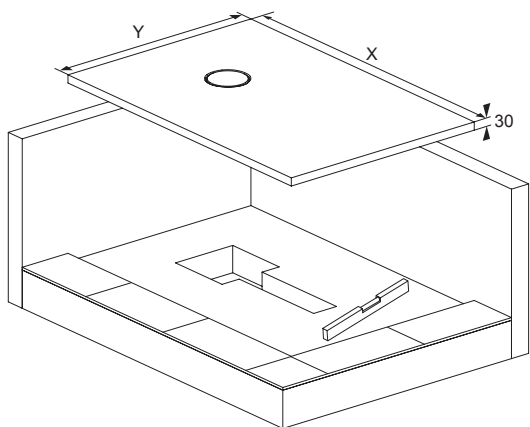
PREINSTALACIONES · PRE-INSTALLING · PRE-INSTALLATION

NO ENCASTRADO / NO BUILT-IN / NO ENCASTREMENT / NON INCASSATO / NICHT EINBAU / НЕ ВСТРОЕННЫЙ



X	1000	1000	1000	1000	1200	1200	1200	1200	1500	1500	1500	1500	1800	1800	1800	1800	2100	2100	2100	2100
Y	750	800	900	1000	750	800	900	1000	750	800	900	1000	750	800	900	1000	750	800	900	1000
A	Max 375	Max 400	Max 450	Max 500	Max 375	Max 400	Max 450	Max 500	Max 375	Max 400	Max 450	Max 500	Max 375	Max 400	Max 450	Max 500	Max 375	Max 400	Max 450	Max 500
B	185																			

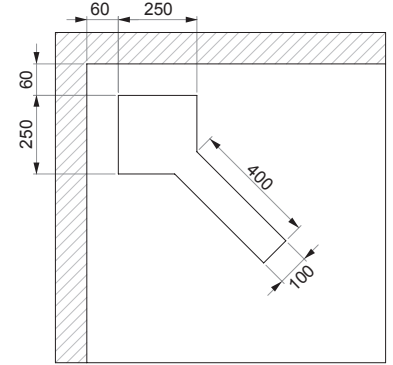
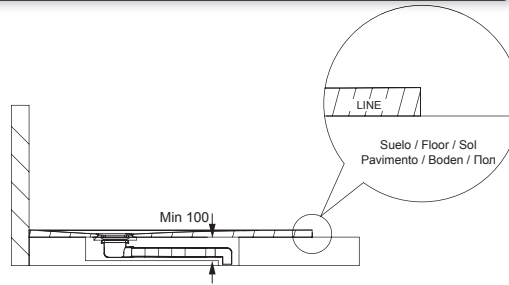
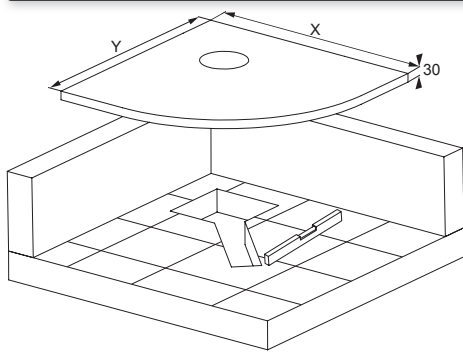
ENCASTRADO / BUILT-IN / ENCASTREMENT / INCASSATO / EINBAU / ВСТРОЕННЫЙ



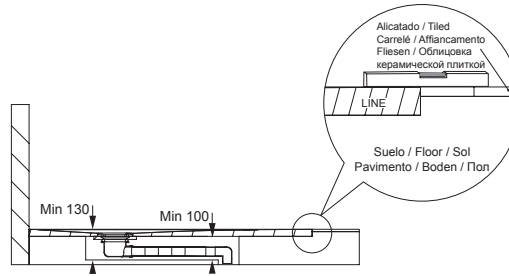
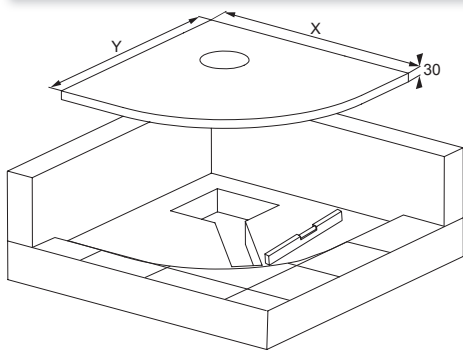
X	1000	1000	1000	1000	1200	1200	1200	1200	1500	1500	1500	1500	1800	1800	1800	1800	2100	2100	2100	2100
Y	750	800	900	1000	750	800	900	1000	750	800	900	1000	750	800	900	1000	750	800	900	1000
A	Max 375	Max 400	Max 450	Max 500	Max 375	Max 400	Max 450	Max 500	Max 375	Max 400	Max 450	Max 500	Max 375	Max 400	Max 450	Max 500	Max 375	Max 400	Max 450	Max 500
B	185																			

Line
shower tray

NO ENCASTRADO / NO BUILT-IN / NO ENCASTREMENT / NON INCASSATO / NICHT EINBAU / НЕ ВСТРОЕННЫЙ

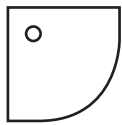


ENCASTRADO / BUILT-IN / ENCASTREMENT / INCASSATO / EINBAU / ВСТРОЕННЫЙ




X	800	900
Y	800	900

FORMATOS · FORMATS · FORMATS



80 x 80-3h
90 x 90-3h

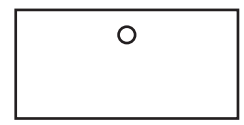


100 x 75-3h
100 x 80-3h
100 x 90-3h
100x100-3h

120 x 75-3h
120 x 80-3h
120 x 90-3h
120x100-3h

150 x 75-3h
150 x 80-3h
150 x 90-3h
150 x 100-3h

180 x 75-3h
180 x 80-3h
180 x 90-3h
180 x 100-3h



210x75-3h
210x80-3h
210x90-3h
210 x100-3h

COLORES · COLOUR · COULEURS



blanco white blanc
beige beige beige
gris grey gris
grafito graphite graphite
taupé taupe taupe

ACCESORIOS · ACCESSORIES · ACCESSOIRES



desagüe 90 mm
90 mm waste
Vidage 90 mm

Line
shower tray

LINE

CARACTERÍSTICAS · FEATURES · CARACTÉRISTIQUES

CLASS

DATOS DE EXPEDICIÓN · SHIPPING DETAILS · DONNÉES D'EXPÉDITION

FORMATO FORMAT FORMAT		L	W	H	VOLUMEN VOLUME VOLUME	PESO NETO NET WEIGHT POIDS NET	PESO BRUTO GROSS WEIGHT POIDS BRUT	UDS. PALET PALLET UNITS UNITÉS PALLET	
DIMENSIONES · DIMENSIONS · FORMATS	100x75	106 cm	86 cm	17 cm	0,15 m ³	43 Kg	65,5 Kg	6	
	100x80	106 cm	86 cm	17 cm	0,15 m ³	46 Kg	68,5 Kg	6	
	100x90	106 cm	96 cm	17 cm	0,17 m ³	51 Kg	76 Kg	6	
	100x100	106 cm	106 cm	17 cm	0,19 m ³	57 Kg	84,5 Kg	6	
	120x75	126 cm	86 cm	17 cm	0,18 m ³	51 Kg	77,5 Kg	6	
	120x80	126 cm	86 cm	17 cm	0,18 m ³	55 Kg	81,5 Kg	6	
	120x90	126 cm	96 cm	17 cm	0,21 m ³	62 Kg	91,5 Kg	6	
	120x100	126 cm	106 cm	17 cm	0,23 m ³	68 Kg	100,5 Kg	6	
	150x75	156 cm	86 cm	17 cm	0,23 m ³	64 Kg	96,5 Kg	6	
	150x80	156 cm	86 cm	17 cm	0,23 m ³	68 Kg	100,5 Kg	6	
	150x90	156 cm	96 cm	17 cm	0,25 m ³	77 Kg	113 Kg	6	
	150x100	156 cm	106 cm	17 cm	0,28 m ³	85 Kg	122,5 Kg	6	
	180x75	196 cm	86 cm	17 cm	0,29 m ³	77 Kg	111,5 Kg	6	
	180x80	196 cm	86 cm	17 cm	0,29 m ³	82 Kg	116,5 Kg	6	
	180x90	196 cm	96 cm	17 cm	0,32 m ³	92 Kg	130 Kg	6	
	180x100	196 cm	106 cm	17 cm	0,35 m ³	103 Kg	145 Kg	6	
	210x75	216 cm	86 cm	17 cm	0,32 m ³	90 Kg	128,5 Kg	6	
	210x80	216 cm	86 cm	17 cm	0,32 m ³	96 Kg	134,5 Kg	6	
	210x90	216 cm	96 cm	17 cm	0,35 m ³	108 Kg	151 Kg	6	
	210x100	216 cm	106 cm	17 cm	0,39 m ³	120 Kg	168,5 Kg	6	
	80x80	106 cm	86 cm	17 cm	0,15 m ³	32 Kg	54,5 Kg	6	
	90x90	106 cm	96 cm	17 cm	0,17 m ³	46 Kg	71 Kg	6	
	75-100	70-75	106 cm	86 cm	17 cm	0,15 m ³	43 Kg	65,5 Kg	6
		75,1-80	106 cm	86 cm	17 cm	0,15 m ³	46 Kg	68,5 Kg	6
		80,1-90	106 cm	96 cm	17 cm	0,17 m ³	51 Kg	76 Kg	6
		90,1-100	106 cm	106 cm	17 cm	0,19 m ³	57 Kg	84,5 Kg	6
	100,1-120	70-75	126 cm	86 cm	17 cm	0,18 m ³	51 Kg	77,5 Kg	6
		75,1-80	126 cm	86 cm	17 cm	0,18 m ³	55 Kg	81,5 Kg	6
80,1-90		126 cm	96 cm	17 cm	0,21 m ³	62 Kg	91,5 Kg	6	
90,1-100		126 cm	106 cm	17 cm	0,23 m ³	68 Kg	100,5 Kg	6	
120,1-150	70-75	156 cm	86 cm	17 cm	0,23 m ³	64 Kg	96,5 Kg	6	
	75,1-80	156 cm	86 cm	17 cm	0,23 m ³	68 Kg	100,5 Kg	6	
	80,1-90	156 cm	96 cm	17 cm	0,25 m ³	77 Kg	113 Kg	6	
	90,1-100	156 cm	106 cm	17 cm	0,28 m ³	85 Kg	122,5 Kg	6	
150,1-180	70-75	196 cm	86 cm	17 cm	0,29 m ³	77 Kg	111,5 Kg	6	
	75,1-80	196 cm	86 cm	17 cm	0,29 m ³	82 Kg	116,5 Kg	6	
	80,1-90	196 cm	96 cm	17 cm	0,32 m ³	92 Kg	130 Kg	6	
	90,1-100	196 cm	106 cm	17 cm	0,35 m ³	103 Kg	145 Kg	6	
180,1-210	70-75	216 cm	86 cm	17 cm	0,32 m ³	90 Kg	128,5 Kg	6	
	75,1-80	216 cm	86 cm	17 cm	0,32 m ³	96 Kg	134,5 Kg	6	
	80,1-90	216 cm	96 cm	17 cm	0,35 m ³	108 Kg	151 Kg	6	
	90,1-100	216 cm	106 cm	17 cm	0,39 m ³	120 Kg	168,5 Kg	6	

Line
shower tray

	FORMATO FORMAT FORMAT	L	W	H	VOLUMEN VOLUME VOLUME	PESO NETO NET WEIGHT POIDS NET	PESO BRUTO GROSS WEIGHT POIDS BRUT	UDS. PALET PALLET UNITS UNITÉS PALLET	
PANEL · PANEL · TABLIER	75-100	(≤65)	106 cm	86 cm	17 cm	0,15 m ³	13 Kg	35,5 Kg	6
		(65,1-100)	106 cm	106 cm	17 cm	0,19 m ³	17 Kg	42 Kg	6
	100,1-120	(≤65)	126 cm	86 cm	17 cm	0,18 m ³	16 Kg	42,5 Kg	6
		(65,1-100)	126 cm	106 cm	17 cm	0,23 m ³	21 Kg	50,5 Kg	6
	120,1-150	(≤65)	156 cm	86 cm	17 cm	0,23 m ³	19 Kg	51,5 Kg	6
		(65,1-100)	156 cm	106 cm	17 cm	0,28 m ³	26 Kg	62 Kg	6
	150,1-180	(≤65)	196 cm	86 cm	17 cm	0,29 m ³	23 Kg	57,5 Kg	6
		(65,1-100)	196 cm	106 cm	17 cm	0,35 m ³	31 Kg	69 Kg	6
	180,1-210	(≤65)	216 cm	86 cm	17 cm	0,32 m ³	26 Kg	69 Kg	6
		(65,1-100)	216 cm	106 cm	17 cm	0,39 m ³	37 Kg	85,5 Kg	6

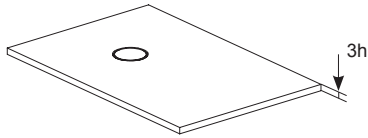
CLASS

LINE ESTANDAR

Plato de ducha realizado con mineral de alta calidad que proporciona excelentes características mecánicas y revestido de KRION®.

Shower tray covered in KRION™ and made of top-quality mineral material, ensuring an outstanding mechanical performance.

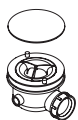
Receveur de douche réalisé avec une résine minérale de haute qualité, qui fournit d'excellentes caractéristiques mécaniques, et revêtu de KRION®.



DIMENSIONES DIMENSIONS DIMENSIONS	COLORES COLOURS COULEURS	REF. KEA KEA CODE CODE KEA	REF. SAP SAP CODE CODE SAP	PUNTOS POINTS POINTS
100x75		S221600243	100219280	578,32
		S221600056	100219436	578,32
		S221600085	100219384	578,32
		S221600103	100219332	578,32
		S221600159	100219488	578,32
100x80		S221600236	100219281	627,96
		S221600096	100219437	627,96
		S221600259	100219385	627,96
		S221600083	100219333	627,96
		S221600151	100219489	627,96
100x90		S221600212	100219282	828,08
		S221600049	100219438	828,08
		S221600023	100219386	828,08
		S221600223	100219334	828,08
		S221600174	100219490	828,08
100x100		S221600231	100219283	940,99
		S221600152	100219439	940,99
		S221600112	100219387	940,99
		S221600017	100219335	940,99
		S221600154	100219491	940,99

Line
shower tray

ACCESORIOS · ACCESSORIES · ACCESSOIRES



NOTA: El desagüe no está incluido en ningún plato.

NOTE: Waste not included in any shower tray.

REMARQUE: Le vidage n'est pas inclus sur aucun receveur.

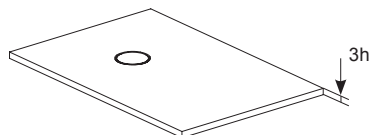
DESCRIPCIÓN DESCRIPTION DESCRIPTION	REF. KEA KEA CODE CODE KEA	REF. SAP SAP CODE CODE SAP	PUNTOS POINTS POINTS
Desagüe 90 mm · 90 mm waste · Vidage 90 mm	S904410002	100060526	28,87

LINE ESTANDAR

Plato de ducha realizado con mineral de alta calidad que proporciona excelentes características mecánicas y revestido de KRION®.

Shower tray covered in KRION™ and made of top-quality mineral material, ensuring an outstanding mechanical performance.

Receveur de douche réalisé avec une résine minérale de haute qualité, qui fournit d'excellentes caractéristiques mécaniques, et revêtu de KRION®.



DIMENSIONES DIMENSIONS DIMENSIONS	COLORES COLOURS COULEURS	REF. KEA KEA CODE CODE KEA	REF. SAP SAP CODE CODE SAP	PUNTOS POINTS POINTS
120x75		S221600213	100219284	639,61
		S221600084	100219440	639,61
		S221600141	100219388	639,61
		S221600229	100219336	639,61
		S221600130	100219492	639,61
120x80		S221600241	100219285	701,54
		S221600008	100219441	701,54
		S221600123	100219389	701,54
		S221600240	100219337	701,54
		S221600164	100219493	701,54
120x90		S221600215	100219286	928,19
		S221600125	100219442	928,19
		S221600120	100219390	928,19
		S221600045	100219338	928,19
		S221600161	100219494	928,19
120x100		S221600200	100219287	1.043,25
		S221600063	100219443	1.043,25
		S221600101	100219391	1.043,25
		S221600254	100219339	1.043,25
		S221600148	100219495	1.043,25

ACCESORIOS · ACCESSORIES · ACCESSOIRES



NOTA: El desagüe no está incluido en ningún plato.

NOTE: Waste not included in any shower tray.

REMARQUE: Le vidage n'est pas inclus sur aucun receveur.

DESCRIPCIÓN DESCRIPTION DESCRIPTION	REF. KEA KEA CODE CODE KEA	REF. SAP SAP CODE CODE SAP	PUNTOS POINTS POINTS
Desagüe 90 mm · 90 mm waste · Vidage 90 mm	S904410002	100060526	28,87

Line
shower tray

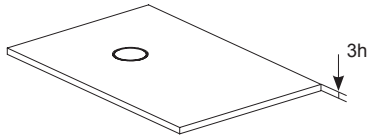
CLASS

LINE ESTANDAR

Plato de ducha realizado con mineral de alta calidad que proporciona excelentes características mecánicas y revestido de KRION®.

Shower tray covered in KRION™ and made of top-quality mineral material, ensuring an outstanding mechanical performance.

Receveur de douche réalisé avec une résine minérale de haute qualité, qui fournit d'excellentes caractéristiques mécaniques, et revêtu de KRION®.



DIMENSIONES DIMENSIONS DIMENSIONS	COLORES COLOURS COULEURS	REF. KEA KEA CODE CODE KEA	REF. SAP SAP CODE CODE SAP	PUNTOS POINTS POINTS
150x75		S221600235	100219288	714,67
		S221600127	100219444	714,67
		S221600068	100219392	714,67
		S221600256	100219340	714,67
		S221600080	100219496	714,67
150x80		S221600245	100219289	784,99
		S221600145	100219445	784,99
		S221600087	100219393	784,99
		S221600055	100219341	784,99
		S221600192	100219497	784,99
150x90		S221600227	100219290	1.041,25
		S221600139	100219446	1.041,25
		S221600150	100219394	1.041,25
		S221600113	100219342	1.041,25
		S221600140	100219498	1.041,25
150x100		S221600217	100219291	1.172,78
		S221600024	100219447	1.172,78
		S221600115	100219395	1.172,78
		S221600105	100219343	1.172,78
		S221600167	100219499	1.172,78

Line
shower tray

ACCESORIOS · ACCESSORIES · ACCESSOIRES



NOTA: El desagüe no está incluido en ningún plato.

NOTE: Waste not included in any shower tray.

REMARQUE: Le vidage n'est pas inclus sur aucun receveur.

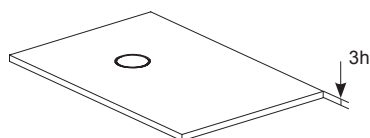
DESCRIPCIÓN DESCRIPTION DESCRIPTION	REF. KEA KEA CODE CODE KEA	REF. SAP SAP CODE CODE SAP	PUNTOS POINTS POINTS
Desagüe 90 mm · 90 mm waste · Vidage 90 mm	S904410002	100060526	28,87

LINE ESTANDAR

Plato de ducha realizado con mineral de alta calidad que proporciona excelentes características mecánicas y revestido de KRION®.

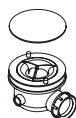
Shower tray covered in KRION™ and made of top-quality mineral material, ensuring an outstanding mechanical performance.

Receveur de douche réalisé avec une résine minérale de haute qualité, qui fournit d'excellentes caractéristiques mécaniques, et revêtu de KRION®.



DIMENSIONES DIMENSIONS DIMENSIONS	COLORES COLOURS COULEURS	REF. KEA KEA CODE CODE KEA	REF. SAP SAP CODE CODE SAP	PUNTOS POINTS POINTS
180x75		S221600204	100219292	857,95
		S221600146	100219448	857,95
		S221600082	100219396	857,95
		S221600247	100219344	857,95
		S221600026	100219500	857,95
180x80		S221600205	100219293	922,23
		S221600093	100219449	922,23
		S221600044	100219397	922,23
		S221600257	100219345	922,23
		S221600119	100219501	922,23
180x90		S221600250	100219294	1.228,46
		S221600052	100219450	1.228,46
		S221600097	100219398	1.228,46
		S221600230	100219346	1.228,46
		S221600131	100219502	1.228,46
180x100		S221600216	100219295	1.388,26
		S221600073	100219451	1.388,26
		S221600040	100219399	1.388,26
		S221600098	100219347	1.388,26
		S221600163	100219503	1.388,26

ACCESORIOS · ACCESSORIES · ACCESSOIRES



NOTA: El desagüe no está incluido en ningún plato.

NOTE: Waste not included in any shower tray.

REMARQUE: Le vidage n'est pas inclus sur aucun receveur.

DESCRIPCIÓN DESCRIPTION DESCRIPTION	REF. KEA KEA CODE CODE KEA	REF. SAP SAP CODE CODE SAP	PUNTOS POINTS POINTS
Desagüe 90 mm · 90 mm waste · Vidage 90 mm	S904410002	100060526	28,87

Line
shower tray

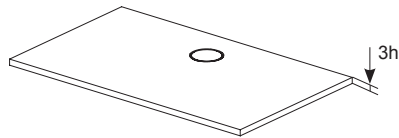
CLASS

LINE ESTANDAR

Plato de ducha realizado con mineral de alta calidad que proporciona excelentes características mecánicas y revestido de KRION®.

Shower tray covered in KRION™ and made of top-quality mineral material, ensuring an outstanding mechanical performance.

Receveur de douche réalisé avec une résine minérale de haute qualité, qui fournit d'excellentes caractéristiques mécaniques, et revêtu de KRION®.



DIMENSIONES DIMENSIONS DIMENSIONS	COLORES COLOURS COULEURS	REF. KEA KEA CODE CODE KEA	REF. SAP SAP CODE CODE SAP	PUNTOS POINTS POINTS
210x75		S221600202	100219296	1.113,97
		S221600014	100219452	1.113,97
		S221600035	100219400	1.113,97
		S221600050	100219348	1.113,97
		S221600178	100219504	1.113,97
210x80		S221600234	100219297	1.447,58
		S221600191	100219453	1.447,58
		S221600038	100219401	1.447,58
		S221600043	100219349	1.447,58
		S221600182	100219505	1.447,58
210x90		S221600208	100219298	1.555,04
		S221600102	100219454	1.555,04
		S221600053	100219402	1.555,04
		S221600074	100219350	1.555,04
		S221600100	100219506	1.555,04
210x100		S221600251	100219299	1.696,38
		S221600172	100219455	1.696,38
		S221600078	100219403	1.696,38
		S221600249	100219351	1.696,38
		S221600034	100219507	1.696,38

Line
shower tray

ACCESORIOS · ACCESSORIES · ACCESSOIRES



NOTA: El desagüe no está incluido en ningún plato.

NOTE: Waste not included in any shower tray.

REMARQUE: Le vidage n'est pas inclus sur aucun receveur.

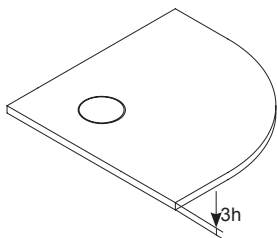
DESCRIPCIÓN DESCRIPTION DESCRIPTION	REF. KEA KEA CODE CODE KEA	REF. SAP SAP CODE CODE SAP	PUNTOS POINTS POINTS
Desagüe 90 mm · 90 mm waste · Vidage 90 mm	S904410002	100060526	28,87

LINE ANGULAR ESTANDAR

Plato de ducha realizado con mineral de alta calidad que proporciona excelentes características mecánicas y revestido de KRION®.

Shower tray covered in KRION™ and made of top-quality mineral material, ensuring an outstanding mechanical performance.

Receveur de douche réalisé avec une résine minérale de haute qualité, qui fournit d'excellentes caractéristiques mécaniques, et revêtu de KRION®.



DIMENSIONES DIMENSIONS DIMENSIONS	COLORES COLOURS COULEURS	REF. KEA KEA CODE CODE KEA	REF. SAP SAP CODE CODE SAP	PUNTOS POINTS POINTS
80x80		S221600199	100219300	637,53
		S221600066	100219456	637,53
		S221600031	100219404	637,53
		S221600233	100219352	637,53
		S221600104	100219508	637,53
90x90		S221600218	100219301	798,33
		S221600114	100219457	798,33
		S221600110	100219405	798,33
		S221600046	100219353	798,33
		S221600158	100219509	798,33

ACCESORIOS · ACCESSORIES · ACCESSOIRES



NOTA: El desagüe no está incluido en ningún plato.

NOTE: Waste not included in any shower tray.

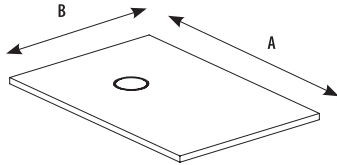
REMARQUE: Le vidage n'est pas inclus sur aucun receveur.

DESCRIPCIÓN DESCRIPTION DESCRIPTION	REF. KEA KEA CODE CODE KEA	REF. SAP SAP CODE CODE SAP	PUNTOS POINTS POINTS
Desagüe 90 mm · 90 mm waste · Vidage 90 mm	S904410002	100060526	28,87

Line
shower tray

CLASS LINE

PERSONALIZADA · CUSTOMIZED · PERSONNALISÉE
PLATO · SHOWER TRAY · RECEVEUR
A (750-1000)



DIMENSIONES DIMENSIONS DIMENSIONS	COLORES COLOURS COULEURS	REF. KEA KEA CODE CODE KEA	REF. SAP SAP CODE CODE SAP	PUNTOS POINTS POINTS
B(700-750)		S221600228	100219302	578,32
		S221600076	100219458	578,32
		S221600042	100219406	578,32
		S221600248	100219354	578,32
		S221600010	100219510	578,32
B(751-800)		S221600222	100219303	627,96
		S221600067	100219459	627,96
		S221600147	100219407	627,96
		S221600005	100219355	627,96
		S221600175	100219511	627,96
B(801-900)		S221600242	100219304	828,08
		S221600011	100219460	828,08
		S221600025	100219408	828,08
		S221600065	100219356	828,08
		S221600126	100219512	828,08
B(901-1000)		S221600206	100219305	940,99
		S221600170	100219461	940,99
		S221600116	100219409	940,99
		S221600099	100219357	940,99
		S221600173	100219513	940,99

Line
shower tray

ACCESORIOS · ACCESSORIES · ACCESSOIRES

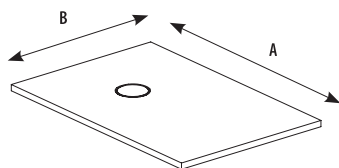


NOTA: El desagüe no está incluido en ningún plato.
NOTE: Waste not included in any shower tray.
REMARQUE: Le vidage n'est pas inclus sur aucun receveur.

DESCRIPCIÓN DESCRIPTION DESCRIPTION	REF. KEA KEA CODE CODE KEA	REF. SAP SAP CODE CODE SAP	PUNTOS POINTS POINTS
Desagüe 90 mm · 90 mm waste · Vidage 90 mm	S904410002	100060526	28,87

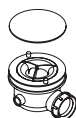
LINE

PERSONALIZADA · CUSTOMIZED · PERSONNALISÉE
 PLATO · SHOWER TRAY · RECEVEUR
 A(1001-1200)



DIMENSIONES DIMENSIONS DIMENSIONS	COLORES COLOURS COULEURS	REF. KEA KEA CODE CODE KEA	REF. SAP SAP CODE CODE SAP	PUNTOS POINTS POINTS
B(700-750)		S221600211	100219306	639,61
		S221600021	100219462	639,61
		S221600094	100219410	639,61
		S221600022	100219358	639,61
		S221600153	100219514	639,61
B(751-800)		S221600253	100219307	701,54
		S221600177	100219463	701,54
		S221600121	100219411	701,54
		S221600003	100219359	701,54
		S221600186	100219515	701,54
B(801-900)		S221600209	100219308	928,19
		S221600061	100219464	928,19
		S221600029	100219412	928,19
		S221600071	100219360	928,19
		S221600189	100219516	928,19
B(901-1000)		S221600239	100219309	1.043,25
		S221600132	100219465	1.043,25
		S221600144	100219413	1.043,25
		S221600007	100219361	1.043,25
		S221600090	100219517	1.043,25

ACCESORIOS · ACCESSORIES · ACCESSOIRES



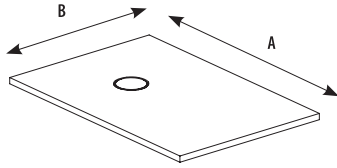
NOTA: El desagüe no está incluido en ningún plato.
 NOTE: Waste not included in any shower tray.
 REMARQUE: Le vidage n'est pas inclus sur aucun receveur.

DESCRIPCIÓN DESCRIPTION DESCRIPTION	REF. KEA KEA CODE CODE KEA	REF. SAP SAP CODE CODE SAP	PUNTOS POINTS POINTS
Desagüe 90 mm · 90 mm waste · Vidage 90 mm	S904410002	100060526	28,87

Line
shower tray

CLASS LINE

PERSONALIZADA · CUSTOMIZED · PERSONNALISÉE
PLATO · SHOWER TRAY · RECEVEUR
A(1201-1500)



DIMENSIONES DIMENSIONS DIMENSIONS	COLORES COLOURS COULEURS	REF. KEA KEA CODE CODE KEA	REF. SAP SAP CODE CODE SAP	PUNTOS POINTS POINTS
B(700-750)		S221600220	100219310	714,67
		S221600155	100219466	714,67
		S221600107	100219414	714,67
		S221600252	100219362	714,67
		S221600162	100219518	714,67
B(751-800)		S221600219	100219311	784,99
		S221600185	100219467	784,99
		S221600006	100219415	784,99
		S221600037	100219363	784,99
		S221600187	100219519	784,99
B(801-900)		S221600237	100219312	1.041,25
		S221600028	100219468	1.041,25
		S221600171	100219416	1.041,25
		S221600041	100219364	1.041,25
		S221600092	100219520	1.041,25
B(901-1000)		S221600246	100219313	1.172,78
		S221600136	100219469	1.172,78
		S221600260	100219417	1.172,78
		S221600015	100219365	1.172,78
		S221600062	100219521	1.172,78

Line
shower tray

ACCESORIOS · ACCESSORIES · ACCESSOIRES

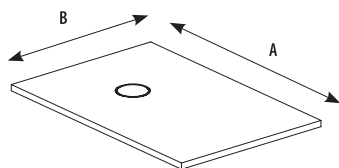


NOTA: El desagüe no está incluido en ningún plato.
NOTE: Waste not included in any shower tray.
REMARQUE: Le vidage n'est pas inclus sur aucun receveur.

DESCRIPCIÓN DESCRIPTION DESCRIPTION	REF. KEA KEA CODE CODE KEA	REF. SAP SAP CODE CODE SAP	PUNTOS POINTS POINTS
Desagüe 90 mm · 90 mm waste · Vidage 90 mm	S904410002	100060526	28,87

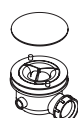
LINE

PERSONALIZADA · CUSTOMIZED · PERSONNALISÉE
 PLATO · SHOWER TRAY · RECEVEUR
 A(1501-1800)



DIMENSIONES DIMENSIONS DIMENSIONS	COLORES COLOURS COULEURS	REF. KEA KEA CODE CODE KEA	REF. SAP SAP CODE CODE SAP	PUNTOS POINTS POINTS
B(700-750)		S221600203	100219314	857,95
		S221600012	100219470	857,95
		S221600088	100219418	857,95
		S221600048	100219366	857,95
		S221600166	100219522	857,95
B(751-800)		S221600207	100219315	922,23
		S221600069	100219471	922,23
		S221600058	100219419	922,23
		S221600032	100219367	922,23
		S221600134	100219523	922,23
B(801-900)		S221600238	100219316	1.228,46
		S221600030	100219472	1.228,46
		S221600111	100219420	1.228,46
		S221600124	100219368	1.228,46
		S221600149	100219524	1.228,46
B(901-1000)		S221600221	100219317	1.388,26
		S221600036	100219473	1.388,26
		S221600009	100219421	1.388,26
		S221600047	100219369	1.388,26
		S221600188	100219525	1.388,26

ACCESORIOS · ACCESSORIES · ACCESSOIRES



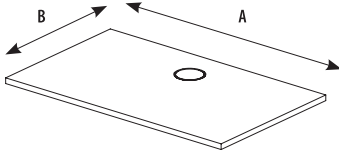
NOTA: El desagüe no está incluido en ningún plato.
 NOTE: Waste not included in any shower tray.
 REMARQUE: Le vidage n'est pas inclus sur aucun receveur.

DESCRIPCIÓN DESCRIPTION DESCRIPTION	REF. KEA KEA CODE CODE KEA	REF. SAP SAP CODE CODE SAP	PUNTOS POINTS POINTS
Desagüe 90 mm · 90 mm waste · Vidage 90 mm	S904410002	100060526	28,87

Line
shower tray

CLASS LINE

PERSONALIZADA · CUSTOMIZED · PERSONNALISÉE
PLATO · SHOWER TRAY · RECEVEUR
A(1801-2100)



DIMENSIONES DIMENSIONS DIMENSIONS	COLORES COLOURS COULEURS	REF. KEA KEA CODE CODE KEA	REF. SAP SAP CODE CODE SAP	PUNTOS POINTS POINTS
B(700-750)		S221600210	100219318	1.113,97
		S221600193	100219474	1.113,97
		S221600027	100219422	1.113,97
		S221600232	100219370	1.113,97
		S221600181	100219526	1.113,97
B(751-800)		S221600001	100219319	1.447,58
		S221600190	100219475	1.447,58
		S221600122	100219423	1.447,58
		S221600109	100219371	1.447,58
		S221600183	100219527	1.447,58
B(801-900)		S221600214	100219320	1.555,04
		S221600169	100219476	1.555,04
		S221600129	100219424	1.555,04
		S221600077	100219372	1.555,04
		S221600156	100219528	1.555,04
B(901-1000)		S221600244	100219321	1.696,38
		S221600133	100219477	1.696,38
		S221600033	100219425	1.696,38
		S221600258	100219373	1.696,38
		S221600089	100219529	1.696,38

Line
shower tray

ACCESORIOS · ACCESSORIES · ACCESSOIRES



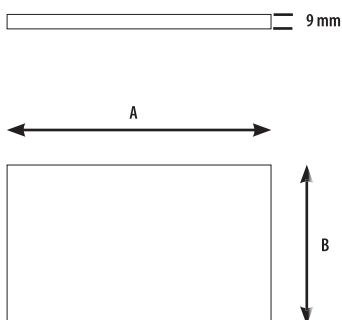
DESCRIPCIÓN DESCRIPTION DESCRIPTION	REF. KEA KEA CODE CODE KEA	REF. SAP SAP CODE CODE SAP	PUNTOS POINTS POINTS
Desagüe 90 mm · 90 mm waste · Vidage 90 mm	S904410002	100060526	28,87

NOTA: El desagüe no está incluido en ningún plato.
NOTE: Waste not included in any shower tray.
REMARQUE: Le vidage n'est pas inclus sur aucun receveur.

LINE

PANEL · PANEL · TABLIER
A(750-1000)

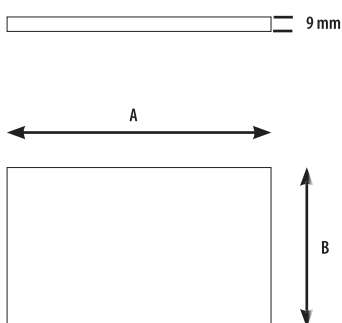
Cuenta con paneles decorativos para alicatar las paredes manteniendo la continuidad visual ·
Decorative wall panels are also available to ensure visual continuity ·
Il dispose également de panneaux décoratifs pour carreler les murs en maintenant la continuité visuelle.



DIMENSIONES DIMENSIONS DIMENSIONS	COLORES COLOURS COULEURS	REF. KEA KEA CODE CODE KEA	REF. SAP SAP CODE CODE SAP	PUNTOS POINTS POINTS
B(≤650)		S221600255	100219322	253,62
		S221600013	100219478	253,62
		S221600054	100219426	253,62
		S221600020	100219374	253,62
		S221600160	100219530	253,62
B(651-1000)		S221600224	100219323	351,19
		S221600118	100219479	351,19
		S221600079	100219427	351,19
		S221600060	100219375	351,19
		S221600137	100219531	351,19

PANEL · PANEL · TABLIER
A(1001-1200)

Cuenta con paneles decorativos para alicatar las paredes manteniendo la continuidad visual ·
Decorative wall panels are also available to ensure visual continuity ·
Il dispose également de panneaux décoratifs pour carreler les murs en maintenant la continuité visuelle.



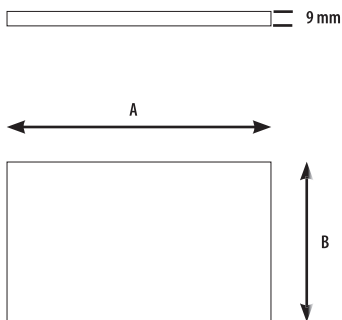
DIMENSIONES DIMENSIONS DIMENSIONS	COLORES COLOURS COULEURS	REF. KEA KEA CODE CODE KEA	REF. SAP SAP CODE CODE SAP	PUNTOS POINTS POINTS
B(≤650)		S221600004	100219324	304,32
		S221600057	100219480	304,32
		S221600059	100219428	304,32
		S221600168	100219376	304,32
		S221600196	100219532	304,32
B(651-1000)		S221600198	100219325	421,40
		S221600086	100219481	421,40
		S221600019	100219429	421,40
		S221600016	100219377	421,40
		S221600197	100219533	421,40

Line
shower tray

CLASS LINE

PANEL · PANEL · TABLIER A(1201-1500)

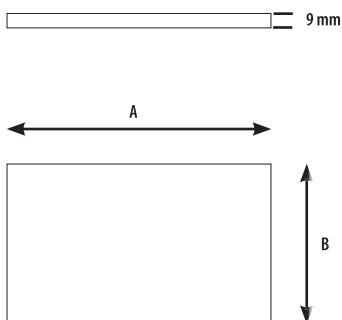
Cuenta con paneles decorativos para alicatar las paredes manteniendo la continuidad visual ·
Decorative wall panels are also available to ensure visual continuity ·
Il dispose également de panneaux décoratifs pour carreler les murs en maintenant la continuité visuelle.



DIMENSIONES DIMENSIONS DIMENSIONS	COLORES COLOURS COULEURS	REF. KEA KEA CODE CODE KEA	REF. SAP SAP CODE CODE SAP	PUNTOS POINTS POINTS
B(≤650)		S221600201	100219326	380,46
		S221600142	100219482	380,46
		S221600070	100219430	380,46
		S221600075	100219378	380,46
		S221600064	100219534	380,46
B(651-1000)		S221600226	100219327	526,73
		S221600157	100219483	526,73
		S221600106	100219431	526,73
		S221600108	100219379	526,73
		S221600135	100219535	526,73

PANEL · PANEL · TABLIER A(1501-1800)

Cuenta con paneles decorativos para alicatar las paredes manteniendo la continuidad visual ·
Decorative wall panels are also available to ensure visual continuity ·
Il dispose également de panneaux décoratifs pour carreler les murs en maintenant la continuité visuelle.



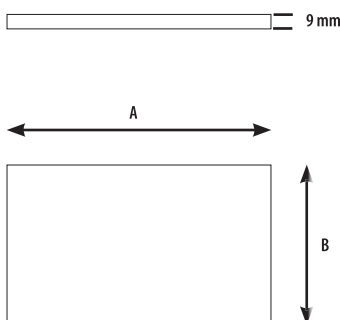
DIMENSIONES DIMENSIONS DIMENSIONS	COLORES COLOURS COULEURS	REF. KEA KEA CODE CODE KEA	REF. SAP SAP CODE CODE SAP	PUNTOS POINTS POINTS
B(≤650)		S221600002	100219328	456,49
		S221600180	100219484	456,49
		S221600176	100219432	456,49
		S221600039	100219380	456,49
		S221600081	100219536	456,49
B(651-1000)		S221600225	100219329	632,09
		S221600138	100219485	632,09
		S221600128	100219433	632,09
		S221600143	100219381	632,09
		S221600179	100219537	632,09

Line
shower tray

LINE

PANEL · PANEL · TABLIER
A(1801-2100)

Cuenta con paneles decorativos para alicatar las paredes manteniendo la continuidad visual ·
Decorative wall panels are also available to ensure visual continuity ·
Il dispose également de panneaux décoratifs pour carreler les murs en maintenant la continuité visuelle.



DIMENSIONES DIMENSIONS DIMENSIONS	COLORES COLOURS COULEURS	REF. KEA KEA CODE CODE KEA	REF. SAP SAP CODE CODE SAP	PUNTOS POINTS POINTS
B(≤650)		S221600072	100219330	891,42
		S221600165	100219486	891,42
		S221600117	100219434	891,42
		S221600051	100219382	891,42
		S221600095	100219538	891,42
B(651-1000)		S221600018	100219331	1.037,26
		S221600195	100219487	1.037,26
		S221600194	100219435	1.037,26
		S221600091	100219383	1.037,26
		S221600184	100219539	1.037,26

ADHESIVO · ADHESIVE · AUTOCOLANT

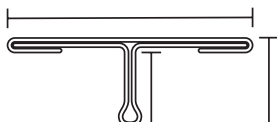


ACABADO FINISH FINTION	REF. KEA KEA CODE CODE KEA	REF. SAP SAP CODE CODE SAP	PUNTOS POINTS POINTS**
P-404 BLANCA / P-404 WHITE / P-404 BLANC	B82401001	100005818	27,36

* SYSTEMPOOL recomienda siempre utilizar adhesivo base poliuretano P-404 de Butech o similar.
* SYSTEMPOOL recommends to use Butech P-404 polyurethane adhesive.
* SYSTEMPOOL recommande toujours l'utilisation d'adhésif à base de polyuréthane P-404 ce chez Butech ou similaire.

** Consultar tarifa Butech
** Consulting Butech price list
** Vérifier avec la tarife Butech

PERFILES · PROFILE · PROFIL



ACABADO FINISH FINTION	REF. KEA KEA CODE CODE KEA	REF. SAP SAP CODE CODE SAP	PUNTOS POINTS POINTS**
acero inoxidable / pulido stainless steel / polished acier inox / polis	B75141005	100005464	139,48
acero inoxidable / brillo stainless steel / gloss acier inox / brillant	B75141003	100005462	96,03

* 1 unidad = 2,5 mtl
* 1 unit = 2,5 mtl
* 1 uni = 2,5 mtl

** Consultar tarifa Butech.
** Consulting Butech price list.
** Vérifier avec la tarife Butech.583

Line
shower tray

ESCALERA K K STEPLADDER ÉCHELLE K

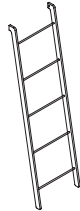


ESCALERA K · K STEPLADDER · ÉCHELLE K

Escalera de pared, con altura fija y dotada de 5 travesaños con la posibilidad de colocarle sus respectivos estantes. Estructura en roble y estantes en KRION®.


Fixed height wall stepladder with 5 steps. Shelves can be attached optionally. Frame in oak with shelves in KRION®.

Échelle murale à hauteur fixe dotée de 5 marches et possibilité de mettre en place les rayons correspondants. Structure en chêne et rayons en KRION®.



ESCALERA · STEPLADDER · ÉCHELLE

DIMENSIONES DIMENSIONS FORMAT	COLOR COLOUR COULEUR	REF. KEA KEA CODE CODE KEA	REF. SAP SAP CODE CODE SAP	PUNTOS POINTS POINTS
50 x 39 · 180h		S804300032	100193355	704,24




KRION®



nogal natural
natural walnut
noyer naturel

ESTANTES · SHELVES · RAYONS

DIMENSIONES DIMENSIONS FORMAT	COLOR COLOUR COULEUR	REF. KEA KEA CODE CODE KEA	REF. SAP SAP CODE CODE SAP	PUNTOS POINTS POINTS
46 x 16 · 1,2h		S804300023	100142260	155,19
46 x 23 · 1,2h		S804300013	100142261	168,61
46 x 29 · 1,2h		S804300019	100142262	196,78
46 x 35 · 1,2h		S804300016	100142263	199,34
46 x 42 · 1,2h		S804300021	100142264	256,83

ESTANTERÍA VERTICAL K

VERTICAL K SHELVING UNIT

ÉTAGÈRE VERTICALE K

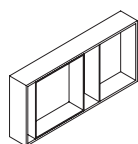


ESTANTERÍA VERTICAL K · VERTICAL K SHELVING UNIT · ÉTAGÈRE VERTICALE K

Mueble estante con divisoria fija, sistema de montaje a la pared y con caja contenedora móvil opcional.

Shelving unit with fixed divider, wall mounting system and optional removable container.

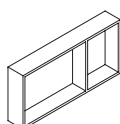
Meuble étagère avec compartimentation fixe, système de fixation au mur et caisse amovible en option.



KRION®



nogal natural
natural walnut
noyer naturel



ESTANTERÍA · SHELVING · ÉTAGÈRE

DIMENSIONES DIMENSIONS FORMAT	COLOR COLOUR COULEUR	REF. KEA KEA CODE CODE KEA	REF. SAP SAP CODE CODE SAP	PUNTOS POINTS POINTS
80 x 12 · 37,5h		S804300002	100142257	631,33
		S804300033	100193348	794,50
120 x 12 · 37,5h		S804300009	100142255	661,71
		S804300036	100193391	842,99

CAJA · CONTAINER · CAISSE



DIMENSIONES DIMENSIONS FORMAT	COLOR COLOUR COULEUR	REF. KEA KEA CODE CODE KEA	REF. SAP SAP CODE CODE SAP	PUNTOS POINTS POINTS
34,6 x 10,8 · 34,6h		S804300010	100142250	259,87

* Necesita estantería Vertical -
* Vertical shelving unit is required -
* Le étagère verticale est nécessaire.

ESTANTERÍA HORIZONTAL K

HORIZONTAL K SHELVING UNIT

ÉTAGÈRE HORIZONTALE K

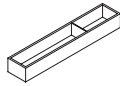






ESTANTERÍA HORIZONTAL K · HORIZONTAL K SHELVING UNIT · ÉTAGÈRE HORIZONTALE K

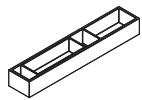
Mueble estante con divisoria fija, sistema de montaje a la pared y con caja contenedora móvil opcional.

Shelving unit with fixed divider, wall mounting system and optional removable container.

Meuble étagère avec compartimentation fixe, système de fixation au mur et caisse amovible en option.



DIMENSIONES DIMENSIONS FORMAT	COLOR COLOUR COULEUR	REF. KEA KEA CODE CODE KEA	REF. SAP SAP CODE CODE SAP	PUNTOS POINTS POINTS
80 x 10,5 · 15h		S804300007	100142253	576,35
		S804300035	100193374	795,01
120 x 10,5 · 15h		S804300004	100142251	641,22
		S804300034	100193390	842,99



KRION®



nogal natural
natural walnut
noyer naturel



DIMENSIONES DIMENSIONS FORMAT	COLOR COLOUR COULEUR	REF. KEA KEA CODE CODE KEA	REF. SAP SAP CODE CODE SAP	PUNTOS POINTS POINTS
34,6 x 6,9 · 12,2h		S804300008	100142189	210,31

* Necesita estantería Horizontal ·
* Horizontal shelving unit is required ·
* Le étagère horizontale est nécessaire.

ESTANTE K

K SHELF

RAYON K



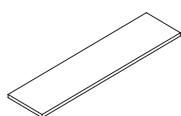
ESTANTE K · K SHELF · RAYON K

Estante rectangular en KRION®, dotada de pinzas de sujeción de la pieza atornillada a pared para instalación de pieza suspendida.

Rectangular shelf in KRION® with fixing brackets.

Rayon rectangulaire en KRION® avec équerres de fixation.

DIMENSIONES DIMENSIONS FORMAT	COLOR COLOUR COULEUR	REF. KEA KEA CODE CODE KEA	REF. SAP SAP CODE CODE SAP	PUNTOS POINTS POINTS
30 x 15 · 1,2h		S804300015	100142265	160,77
61 x 15 · 1,2h		S804300017	100142266	187,00
80 x 15 · 1,2h		S804300024	100142215	210,66



KRION®

BALDA K
K RACK
PLATEAU K

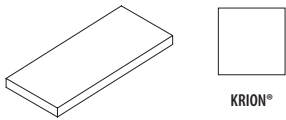


BALDA K · K RACK · PLATEAU K

Balda rectangular en KRION® con 3 faldones y dotada de chasis de sujeción de la pieza atornillada a pared para instalación de pieza suspendida.

Rectangular rack in KRION® with 3 side sections and wall mounting frame.

Plateau rectangulaire en KRION® avec 3 bords latéraux et châssis de fixation au mur.



DIMENSIONES DIMENSIONS FORMAT	COLOR COLOUR COULEUR	REF. KEA KEA CODE CODE KEA	REF. SAP SAP CODE CODE SAP	PUNTOS POINTS POINTS
61 x 40 · 6h	□	S804300022	100142238	359,17
80 x 40 · 6h		S804300018	100142239	463,45
120 x 40 · 6h		S804300014	100142237	597,13

ESPEJO K

K MIRROR
MIROIR K

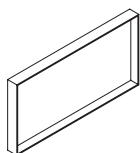


ESPEJO K · K MIRROR · MIROIR K

Espejo realizado en KRION® y madera maciza. Instalación horizontal o vertical.

Mirror made of KRION™. Horizontal or vertical installation.

Miroir fabriquée en KRION®. Installation horizontale ou verticale.




KRION®

DIMENSIONES DIMENSIONS FORMAT	COLOR COLOUR COULEUR	REF. KEA KEA CODE CODE KEA	REF. SAP SAP CODE CODE SAP	PUNTOS POINTS POINTS
40 x 80		S804300026	100144777	632,57
80 x 80		S804300028	100144779	756,85
50 x 110		S804300027	100144778	745,31

CLASS

BANQUETA K

K BENCH
BANQUETTE K



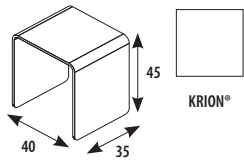
BANQUETA K · K BENCH · BANQUETTE K

Banqueta realizada en KRION®.

Bench made of KRION™.

Banquette fabriquée en KRION®.

DIMENSIONES DIMENSIONS FORMAT	COLOR COLOUR COULEUR	REF. KEA KEA CODE CODE KEA	REF. SAP SAP CODE CODE SAP	PUNTOS POINTS POINTS
40 x 35 · 45h		S804300025	100144776	601,85



TOALLERO SP CONCEPT

TOWEL RAIL SP CONCEPT

PORTE-SERVIETTE SP CONCEPT

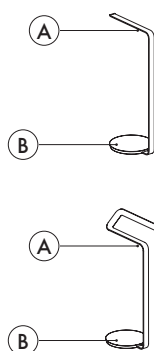
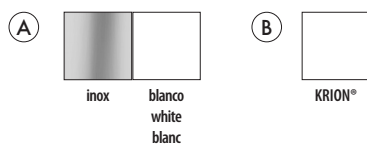


TOALLERO · TOWEL RAIL · PORTE-SERVIETTE

Toallero realizada en KRION® y acero inoxidable.

Towel rail made of KRION™ and stainless steel.

Porte-serviettes réalisé en KRION® et en acier inoxydable.




COLOR COLOUR COULEUR	REF. KEA KEA CODE CODE KEA	REF. SAP SAP CODE CODE SAP	PUNTOS POINTS POINTS
	S809500014	100065266	844,04
	S809500087	100118939	1.119,90
	S809500013	100065267	1.060,33
	S809500088	100118940	1.369,69

TOALLERO PARED SP CONCEPT

WALL-HUNG TOWEL RAIL SP CONCEPT

PORTE-SERVIETTES MURAL SP CONCEPT



TOALLERO PARED · WALL TOWEL RAIL · PORTE-SERVIETTES MURAL

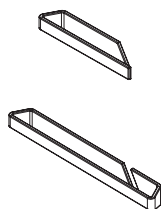
Toallero realizado en KRION®.

Towel rail made of KRION™.

Porte-serviettes réalisé en KRION®.



KRION®



DIMENSIONES DIMENSIONS FORMAT	COLOR COLOUR COULEUR	REF. KEA KEA CODE CODE KEA	REF. SAP SAP CODE CODE SAP	PUNTOS POINTS POINTS
238x66x59h		S809500105	100186336	157,16
524x66x59h		S809500106	100186337	200,47

CLASS

PORTARROLLOS SP CONCEPT

TOILET ROLL HOLDER SP CONCEPT
DÉROULEUR DE PAPIER TOILETTE SP CONCEPT

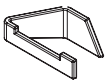


PORTARROLLOS · TOILET ROLL HOLDER · DÉROULEUR DE PAPIER TOILETTE


Portarrollos realizada en KRION®.

Toilet roll holder made of KRION™.

Dérouleur de papier toilette réalisé en KRION®



KRION®

COLOR COLOUR COULEUR	REF. KEA KEA CODE CODE KEA	REF. SAP SAP CODE CODE SAP	PUNTOS POINTS POINTS
	S809500104	100186326	136,27

COLGADOR SP CONCEPT

TOWEL HOOK SP CONCEPT

CROCHET SP CONCEPT



COLGADOR · TOWEL HOOK · CROCHET

Colgador realizada en KRION®.

Hook made of KRION®.

Crochet réalisé en KRION®.



KRION®

COLOR COLOUR COULEUR	REF. KEA KEA CODE CODE KEA	REF. SAP SAP CODE CODE SAP	PUNTOS POINTS POINTS
	S809500101	100186325	92,18

PORTACEPILLOS SP CONCEPT
TOOTHBRUSH HOLDER SP CONCEPT
PORTE-BROSSES À DENTS SP CONCEPT



PORTACEPILLOS · TOOTHBRUSH HOLDER · PORTE-BROSSES À DENTS


Portacepillos realizada en KRION®.

Toothbrush holder made of KRION®.

Porte-brosses à dents réalisé en KRION®.



KRION®

COLOR COLOUR COULEUR	REF. KEA KEA CODE CODE KEA	REF. SAP SAP CODE CODE SAP	PUNTOS POINTS POINTS
	S809500103	100186335	154,54

ESCOBILLERO SP CONCEPT

TOILET BRUSH HOLDER SP CONCEPT

PORTE-BALAI WC SP CONCEPT

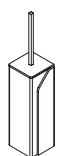


ESCOBILLERO · TOILET BRUSH HOLDER · PORTE-BALAI WC


Escobillero realizada en KRION®.

Toilet brush made of KRION™.

Porte-balais WC réalisé en KRION®.




KRION®

COLOR COLOUR COULEUR	REF. KEA KEA CODE CODE KEA	REF. SAP SAP CODE CODE SAP	PUNTOS POINTS POINTS
	S809500102	100186309	284,91

ACABADOS · FINISH · FINITIONS

Tono series



KRION®



maple
maple
maple




roble
oak
chêne



nogal
walnut
noyer


Almond series




KRION®




negro
black
noir



gris
grey
gris




KRION®
6101. Frost White




KRION®
6902. Light
Grey

Aro series

ACCESORIOS · ACCESORIES · ACCESSOIRES



KRION®



KRION®




roble natural
natural oak
chêne naturel



nogal natural
natural walnut
noyer naturel




negro
black
noir




naranja
orange
orange



verde
green
vert




azul
blue
bleu




beige
beige
beige

Ras series

ACCESORIOS · ACCESORIES · ACCESSOIRES




KRION®



lacado blanco
white lacquer
laqué blanc




lacado negro
black lacquer
laqué noir



lacado beige
beige lacquer
laqué beige




nogal natural
natural walnut
noyer naturel



espejo
mirror
miroir

Pure series

ACCESORIOS · ACCESORIES · ACCESSOIRES




KRION®




roble lineal
linear oak
chêne linéaire



nogal lineal
linear walnut
noyer linéaire




negro
black
noir



cobre
copper
cuivre


Modul series




KRION®




negro
black
noir



gris
grey
gris



mint
mint
mint



beige
beige
beige


ACCESORIOS · ACCESORIES · ACCESSOIRES



negro
black
noir



inox brillo
gloss inox
inox brillant




KRION®



nogal natural
natural walnut
noyer naturel


ACABADOS · FINISH · FINITIONS

Kole series




KRION®

TOALLERO · TOWEL RAIL · PORTE-SERVIETTE




inox
inox
inox


3-Way / Unique



KRION®
1100. Snow
White




oro
gold
oro



rosa
pink
rosa




titanio
titanium
titane




cobre
copper
cobre

Arch




KRION®

Slim




KRION®


Line



blanco
white
blanc




beige
beige
beige



gris
grey
gris



grafito
graphite
graphite




taupé
taupé
taupé

K Accesories

ESCALERA · STEPLADDER · ÉCHELLE
ESTANTERÍA VERTICAL · VERTICAL SHELVING UNIT · ÉTAGÈRE VERTICALE K
ESTANTERÍA HORIZONTAL · HORIZONTAL SHELVING UNIT · ÉTAGÈRE HORIZONTALE


BANQUETA · BENCH · BANQUETTE
ESPEJO · MIRROR · MIROIR
ESTANTE · SHELF · RAYON
BALDA · RACK · PLATEAU



KRION®




nogal natural
natural walnut
noyer naturel




KRION®

SP Concept Accesories


TOALLERO · TOWEL RAIL · PORTE-SERVIETTE



KRION®



blanco KRION®
KRION™ white
blanc KRION®



inox
inox
inox



PORCELANOSA Grupo

Maquetación y Fotografía
Dpto. Comunicación y Marketing SYSTEMPOOL
Edición 1
SYSTEM-POOL, S.A.
P.O. BOX 372
Vila-real, Spain
Enero 2018

Aviso Legal: Las imágenes, textos y datos son propiedad de SYSTEM-POOL, S.A., con domicilio en Carretera Vila-real – Puebla de Arenoso (CV-20), 12.540 Vila-real (Castellón). Se requiere su consentimiento expreso y por escrito para la utilización y divulgación, ya sea parcial o total, de los referidos contenidos. Corresponde a SYSTEMPOOL, S.A. el ejercicio exclusivo de los derechos de explotación de los mismos en cualquier forma, y en especial los derechos de reproducción, distribución, comunicación pública y transformación. Todo este material está protegido por la legislación de la propiedad intelectual y su uso indebido puede ser objeto de sanciones, incluso penales.

Legal notice: The images, texts and data are the property of SYSTEM-POOL, S.A., with registered offices at Carretera Vila-real – Puebla de Arenoso (CV-20), 12.540 Vila-real (Castellón). The express written consent of SYSTEM-POOL, S.A., shall be required for the partial or total use or disclosure of the said material. SYSTEM-POOL, S.A., holds sole rights over all forms of use of the said material and, in particular, the right to its reproduction, distribution, public communication and transformation. All the said material is protected by intellectual property laws and any undue use may result in penalties, even of a criminal kind.

Mentions légales : Les images, les textes et les données appartiennent à SYSTEM-POOL, S.A., dont le domicile est sis à Carretera Vila-real – Puebla de Arenoso (CV-20), 12 540 Vila-real (Castellón). L'utilisation et la divulgation, en tout ou partie, des contenus mentionnés est interdite sauf consentement exprès préalable par écrit de sa part. L'exercice des droits d'exploitation de ceux-ci, d'une quelconque manière, et notamment les droits de reproduction, distribution, communication publique et transformation correspond exclusivement à SYSTEM-POOL, S.A. Tout ce matériel est protégé par la législation relative à la propriété intellectuelle et un usage indu de celui-ci peut donner lieu à des sanctions, y compris à caractère pénal.

Consultar los manuales de preinstalación en todos los productos. Las cotas y medidas presentes en este documento son orientativas y en ningún caso vinculantes.

Consult the pre-installation manuals for all of the products. The installation measurements given in this document are only for guidance purposes and under no circumstances should be considered as binding.

Consulter les manuels de pré-installation pour tous les produits. Les dimensions contenues dans ce document sont indiquées à titre d'orientation uniquement et ne nous engagent en aucun cas.

KRION® BATH
PORCELANOSA SOLID SURFACE

SYSTEMPOOL S.A. : Ctra. Villarreal - Puebla Arenoso (CV 20), Km 1
Apdo / BOX 372 - 12540 Vila-real (Castellón) SPAIN
Tel. +34 964 506 464
Fax. 964 506 481 Nacional, +34 964 506 480 Internacional
www.system-pool.com
e-mail: system-pool@system-pool.com