

Tarifas
Price List
Tarif

Krion®
Bathroom
Series
2017

ÍNDICE - INDEX - INDEX

TONO SERIES 4 - 31

Bañera · Bath · Baignoire	6-9
Lauabo Suspendido · Wall-Hung washbasin · Lauabo suspendu	10-15
Encimera · Worktop · Plan vasque	10-15
Lauabo on top · On Top hand basin · Lauabo on top	10-15
Cajón Suspendido · Wall-hung drawer · Tiroir suspendu	16-27
Banqueta suspendida · Wall-Hung bench · Banquette suspendue	16-27
Espejo · Mirror · Miroir	28-31

ALMOND SERIES 32 - 45

Bañera · Bath · Baignoire	34-37
Lauabo A Suelo · Floor Standing Washbasin · Lauabo Au Sol	38-41
Lauabo semiencastré · Semi-recessed washbasin · Lauabo semi-encastré	42-45

ARO SERIES 46 - 77

Bañera · Bath · Baignoire	48-51
Lauabo A Suelo · Floor Standing Washbasin · Lauabo Au Sol	52-55
Lauabo · Washbasin · Lauabo	56-61
Encimera On Top · On Top Worktop · Plan Vasque On Top	62-67
Platos de ducha · Shower trays · Receueurs	68-71
Accesorios · Accesories · Accessoires	72-77

RAS SERIES 78 - 103

Bañera · Bath · Baignoire	80-83
Lauabo A Suelo · Floor Standing Washbasin · Lauabo Au Sol	84-87
Lauabo suspendido · Wall-hung washbasin · Lauabo suspendu	88-91
Encimera · Worktop · Plan Vasque	92-99
Platos · Shower Trays · Receueurs	100-103

EPOQUE SERIES 104 - 115

Bañera · Bath · Baignoire	106-109
Lauamanos · Hand Basin · Lauabo	110-115

MODUL SERIES 116 - 153

Bañera · Bath · Baignoire	118-121
Encimera · Worktop · Plan Uasque	122-129
Encimera On Top · On Top Worktop · Plan Uasque On Top	130-135
Lauamanos · Hand Basin · Lauabo	136-143
Lauabo A Suelo · Floor Standing Washbasin · Lauabo Au Sol	144-147
Platos · Shower Trays · Receveurs	148-151
Accesorios · Accesories · Accessoires	152-153

KOLE SERIES 154 - 163

Encimera · Worktop · Plan Uasque	154-163
----------------------------------	---------

WASHBASINS 164 - 173

3-Way / Unique Series	164-173
-----------------------	---------

FREESTANDING BATHTUBS 174 - 181

Slim	174-177
Arc	178-181

ACCESSORIES 182 - 195

K SERIES 182 - 188

Escalera · Stepladder · Échelle	182
Estantería Vertical · Vertical Shelving Unit · Étagère Verticale	183
Estantería Horizontal · Horizontal Shelving Unit · Étagère Horizontale	184
Estante · Shelf · Rayon	185
Balda · Rack · Plateau	186
Espejo · Mirror · Miroir	187
Banqueta · Bench · Banquette	188

SP CONCEPT SERIES 190 - 195

Toallero · Towel rail · Porte-serviette	190-191
Portarrollos · Toilet roll holder · Dérouleur de papier toilette	192
Colgador · Towel hook · Crochet	193
Portacepillos · Toothbrush holder · Porte-brosses à dents	194
Escobillero · Toilet brush holder · Porte-balai WC	195

ACABADOS · FINISH · FINITIONS 196 - 199



TONO series



Tono es la nueva colección para equipamiento de baño de Porcelanosa Grupo, diseñada por Foster + Partners. El diseño de la colección Tono se ha realizado pensando en la funcionalidad de cada uno de los elementos, eliminando detalles puramente estéticos y mejorando la eficiencia de cada elemento.

La serie diseñada por Foster + Partners cuenta con un amplio abanico en cuanto a acabados y materiales para ajustarse a cualquier espacio. Los muebles están realizados con madera natural de arce, roble y nogal, lo que otorgan elegancia y atemporalidad. Mientras que los lavabos y bañera fabricadas en KRION® se caracterizan por su alta resistencia al desgaste y su gran calidad.

Tono is the latest collection of bathroom equipment by Porcelanosa Grupo, designed by Foster + Partners. All the items in the collection are synonymous with functionality. Any purely aesthetic features have been eliminated and efforts have been made to improve the products' efficiency.

This series by Foster + Partners comes in a wide choice of finishes and materials to suit all possible bathrooms. The bathroom furniture is made of real maple, oak or walnut, with the watchword on timeless elegance, while the washbasins and bathtub are made of KRION®, a material conspicuous for its quality and high resistance to wear and tear.

Tono est la nouvelle collection pour équipement de salle de bain de Porcelanosa Grupo, conçue par Foster + Partners. La collection Tono a été conçue en pensant à la fonctionnalité de chacun des éléments, en éliminant les détails purement esthétiques et en améliorant l'efficacité de chaque élément.

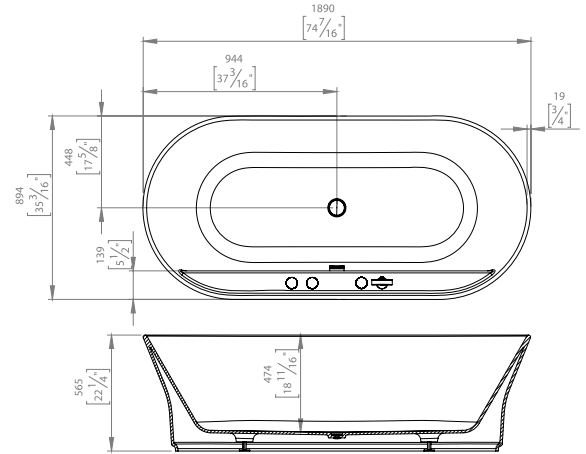
La série conçue par Foster + Partners propose un large éventail de finitions et de matériaux afin de s'adapter à n'importe quel espace. Les meubles sont réalisés avec du bois naturel d'érable, de chêne et de noyer, ce qui leur donne élégance et atemporalité. Les lavabos et les baignoire fabriqués en KRION® se caractérisent quant à eux par leur résistance élevée à l'usure et leur grande qualité.

TONO

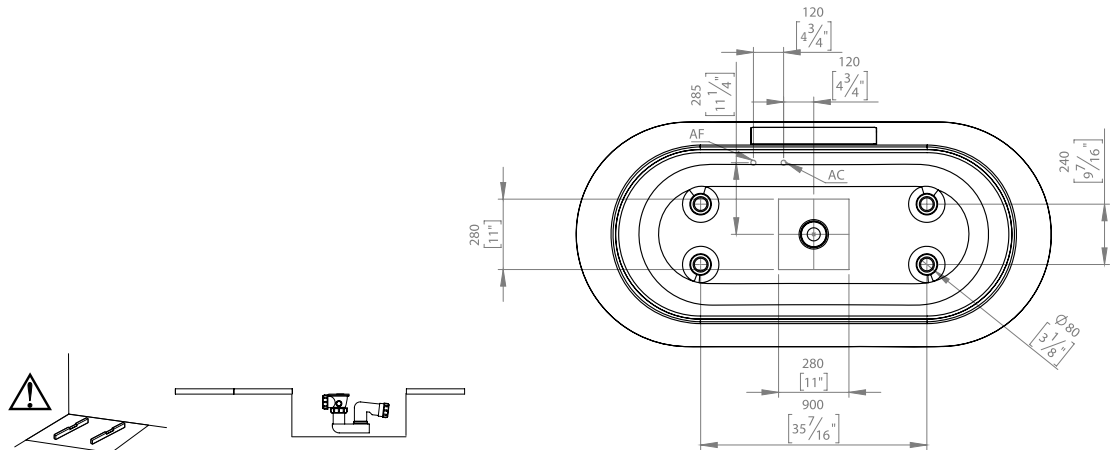
bañera · bath · baignoire

190x90 · 56,5h

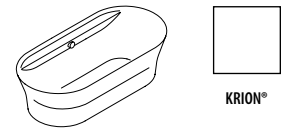




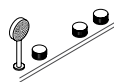
PREINSTALACIÓN • PRE-INSTALLING • PRE-INSTALLATION



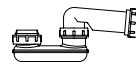
COLORES • COLOURS • COULEURS



EQUIPAMIENTO • EQUIPMENT • EQUIPEMENT



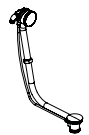
grifería TONO
 TONO tap
 robinetterie TONO



Sifón desagüe bañera NEXT D40
 Syphon waste for bath NEXT D40
 Siphon vidage pour baignoire NEXT D40



Kit desagüe TONO
 Drain Kit TONO
 Kit vidage TONO



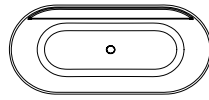
Kit desagüe con caño TONO
 Drain Kit with TONO spout
 Kit vidage avec bec verseur TONO

DATOS DE EXPEDICIÓN • EXPEDITION DATA • DONNÉES D'EXPÉDITION

DIMENSIONES DIMENSIONS DIMENSIONS	VOLUMEN VOLUME VOLUME	PESO NETO NET WEIGHT POIDS NET	PESO BRUTO GROSS WEIGHT POIDS BRUT
L 200 cm W 100 cm H 80 cm	1,6 m ³	115 Kg	130 Kg

TONO

190 x 90

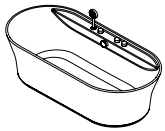




blanco KRION®
white KRION™
blanc KRION®

Volumen agua 300 l.
Water volume 300 l.
Volume d'eau 300 l.

FREE STANDING

Sifón incluido.
Syphon included.
Siphon inclus.



COLOR COLOUR COULEUR	GRIFERÍA TAPS ROBINETTERIE	REF. KEA KEA CODE CODE KEA	REF. SAP SAP CODE CODE SAP	PUNTOS POINTS POINTS
	-	S128100002	100199947	7.951,32
		S128100001	100199981	9.470,71

TONO

lavabo suspendido · wall-hung washbasin · lavabo suspendu

40x50 · 15,7h

60x50 · 15,7h

encimera · worktop · plan vasque

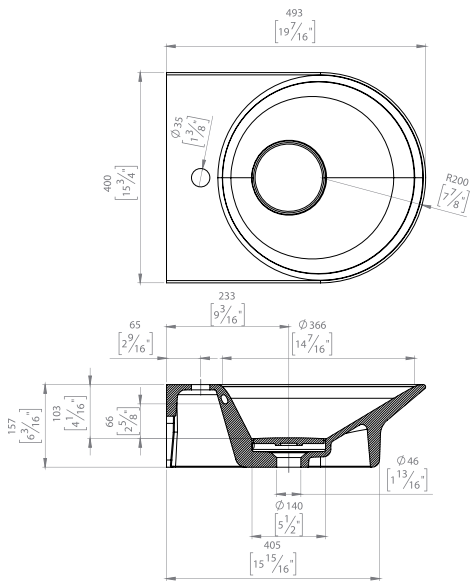
80x53 · 15,7h

lavabo on top · on top hand basin · lavabo on top

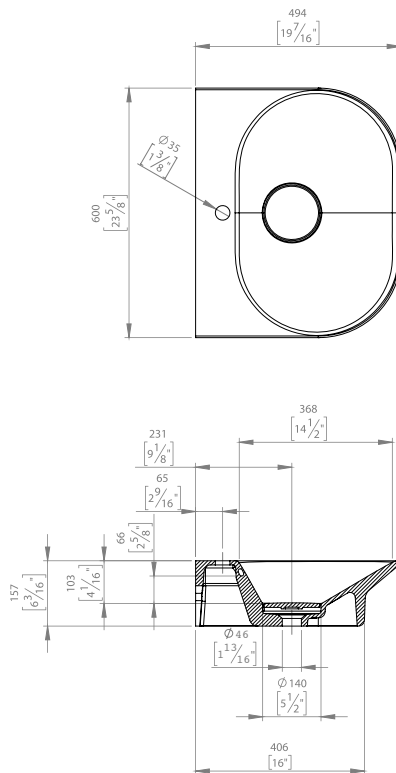
Ø39,4 · 15,7h



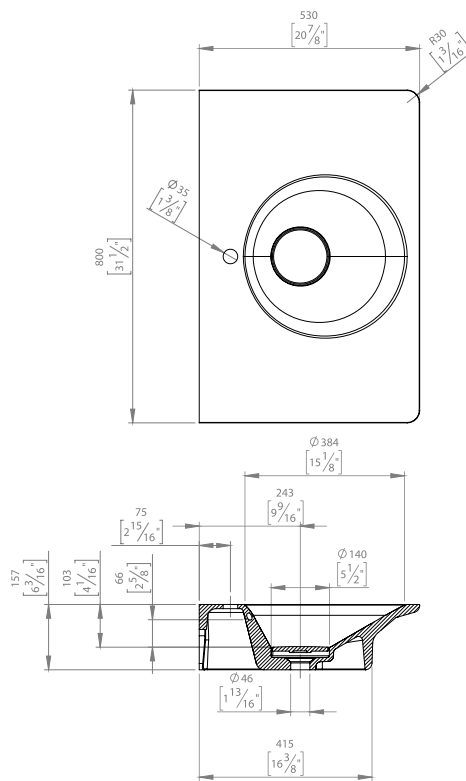
LAVABO SUSPENDIDO 400 ·
 400 WALL-HUNG WASHBASIN ·
 LAVABO SUSPENDU 400



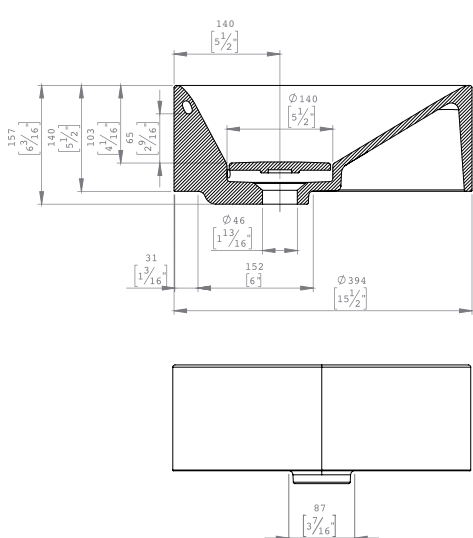
LAVABO SUSPENDIDO 600 ·
 600 WALL-HUNG WASHBASIN ·
 LAVABO SUSPENDU 600



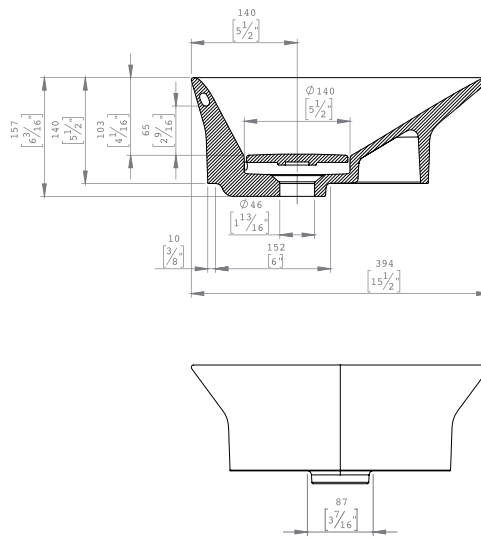
ENCIMERA 800 ·
 800 WORKTOP ·
 PLAN VASQUE 800



LAVABO ON TOP Ø400 (RECTO) ·
 ON TOP HAND BASIN Ø400 (STRAIGHT) ·
 LAVABO ON TOP Ø400 (DROIT)



LAVABO ON TOP Ø400 (ÁNGULO) ·
 ON TOP HAND BASIN Ø400 (ANGLED) ·
 LAVABO ON TOP Ø400 (ANGLE)



TONO

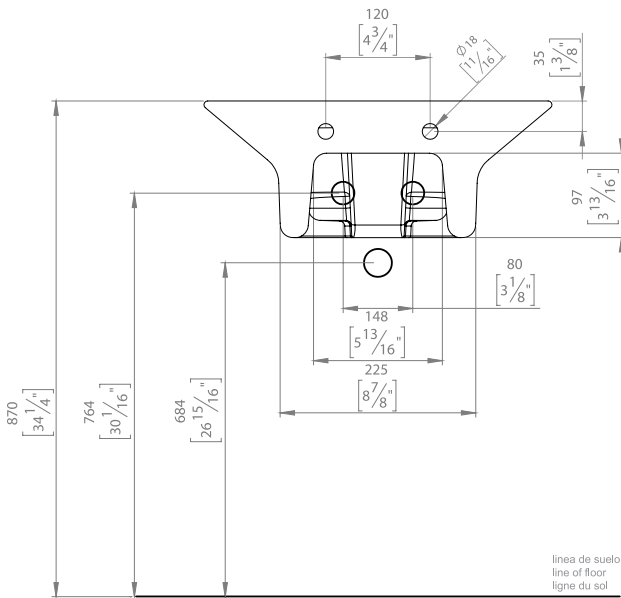
CARACTERÍSTICAS • FEATURES • CARACTERISTIQUES

CLASS

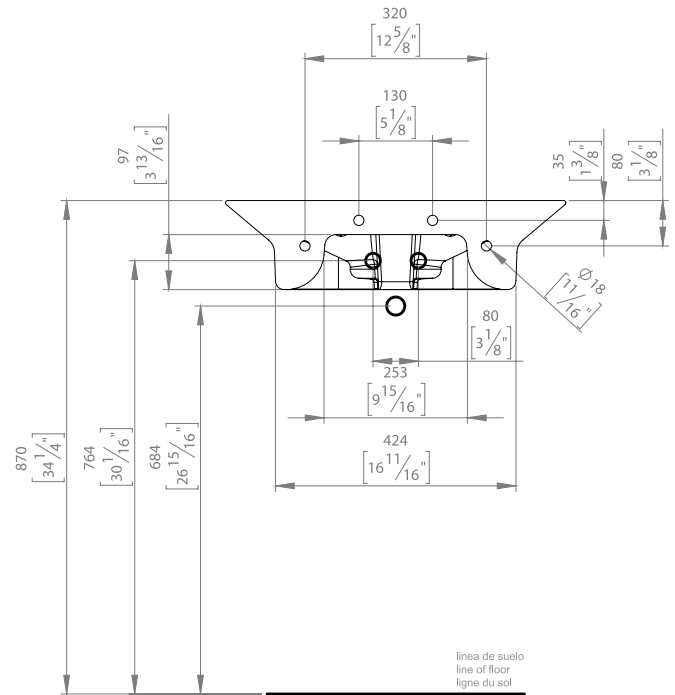
PREINSTALACIÓN • PRE-INSTALLING • PRE-INSTALLATION

A	AGUA CALIENTE HOT WATER EAU CHAUDE	B	AGUA FRÍA COLD WATER EAU FROIDE	S	SIFÓN BOTTLE TRAP SIPHON
----------	--	----------	---------------------------------------	----------	--------------------------------

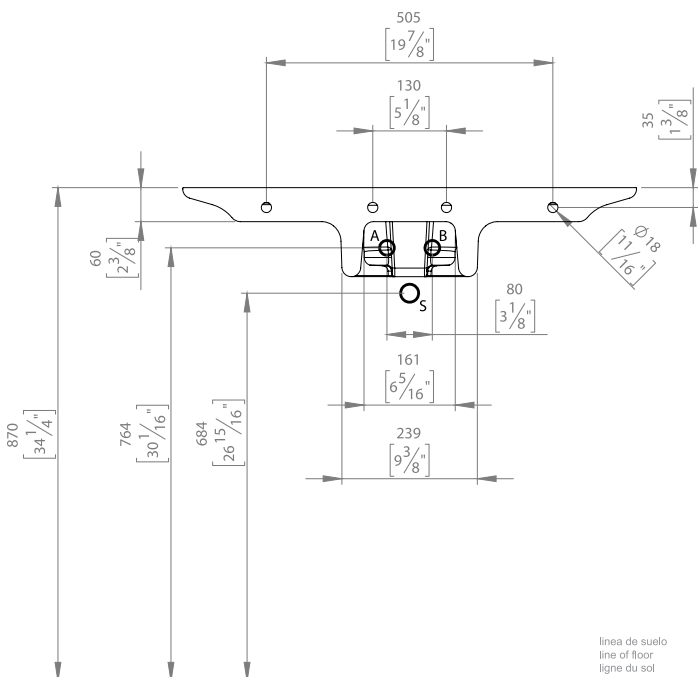
LAVABO SUSPENDIDO 400 •
400 WALL-HUNG WASHBASIN •
LAVABO SUSPENDU 400

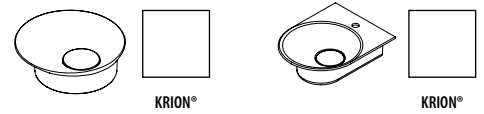


LAVABO SUSPENDIDO 600 •
600 WALL-HUNG WASHBASIN •
LAVABO SUSPENDU 600

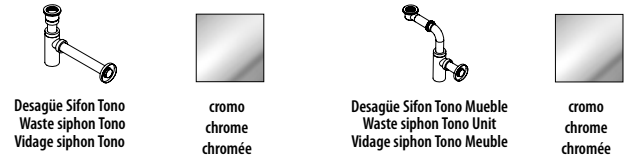


LAVABO SUSPENDIDO 800 •
800 WALL-HUNG WASHBASIN •
LAVABO SUSPENDU 800





ACCESORIOS • ACCESSORIES • ACCESSOIRES



DATOS DE EXPEDICIÓN • EXPEDITION DATA • DONNÉES D'EXPÉDITION

	DIMENSIONES DIMENSIONS DIMENSIONS		VOLUMEN VOLUME VOLUME	PESO NETO NET WEIGHT POIDS NET	PESO BRUTO GROSS WEIGHT POIDS BRUT
Lavabo suspendido 40x49,5 · Wall-hung washbasin 40x49,5 · Lavabo suspendu 40x49,5	L	60 cm	0,07 m ³	11,7 Kg	12,9 Kg
	W	55 cm			
	H	24 cm			
Lavabo suspendido 60x49,5 · Wall-hung washbasin 60x49,5 · Lavabo suspendu 60x49,5	L	70 cm	0,10 m ³	16 Kg	17,2 Kg
	W	60 cm			
	H	26 cm			
Lavabo suspendido 80x53 · Wall-hung washbasin 80x53 · Lavabo suspendu 80x53	L	90 cm	0,14 m ³	21 Kg	22,4 Kg
	W	60 cm			
	H	26 cm			
Lavabo on top Ø39,4 · 15,7h (Recto) · On top hand basin Ø39,4 · 15,7h (Straight) · Lavabo on top Ø39,4 · 15,7h (Droit)	L	55 cm	0,07 m ³	7,6 Kg	8,6 Kg
	W	55 cm			
	H	24 cm			
Lavabo on top Ø39,4 · 15,7h (Ángulo) · On top hand basin Ø39,4 · 15,7h (Angled) · Lavabo on top Ø39,4 · 15,7h (Angle)	L	55 cm	0,07 m ³	6,5 Kg	7,5 Kg
	W	55 cm			
	H	24 cm			

TONO

LAVABO KRION® 40x50 · KRION™ WASHBASIN 40x50 · LAVABO KRION® 40x50

Lavabo KRION® · KRION™ washbasin · Lavabo KRION®.
Con agujero para grifería · With tap hole · Avec trou pour robinetterie



COLOR COLOUR COULEUR	REF. KEA KEA CODE CODE KEA	REF. SAP SAP CODE CODE SAP	PUNTOS POINTS POINTS
	S511200001	100193456	881,83

LAVABO KRION® 60x50 · KRION™ WASHBASIN 60x50 · LAVABO KRION® 60x50

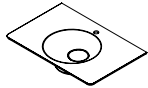
Lavabo KRION® · KRION™ washbasin · Lavabo KRION®.
Con agujero para grifería · With tap hole · Avec trou pour robinetterie



COLOR COLOUR COULEUR	REF. KEA KEA CODE CODE KEA	REF. SAP SAP CODE CODE SAP	PUNTOS POINTS POINTS
	S511200002	100193449	1.109,20

ENCIMERA KRION® 80x53 · KRION™ WORKTOP 80x53 · PLAN VASQUE KRION® 80x53

1 lavabo encastrado central · 1 center built-in worktop · 1 plans vasque encastré central.
Con agujero para grifería · With tap hole · Avec trou pour robinetterie



COLOR COLOUR COULEUR	REF. KEA KEA CODE CODE KEA	REF. SAP SAP CODE CODE SAP	PUNTOS POINTS POINTS
	S511300001	100193447	1.229,41

ACCESORIOS · ACCESSORIES · ACCESSOIRES

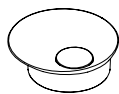


DESCRIPCIÓN DESCRIPTION DESCRIPTION	COLOR COLOUR COULEUR	REF. KEA KEA CODE CODE KEA	REF. SAP SAP CODE CODE SAP	PUNTOS POINTS POINTS
Desagüe Sifon Tono · Waste siphon Tono · Vidage siphon Tono		S809500107	100199992	133,44

TONO

LAVABO KRION® Ø40 (ÁNGULO) · KRION™ WASHBASIN Ø40 (ANGLED) · LAVABO KRION® Ø40 (ANGLE)

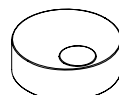
Lavabo KRION® · KRION™ washbasin · Lavabo KRION®



COLOR COLOUR COULEUR	REF. KEA KEA CODE CODE KEA	REF. SAP SAP CODE CODE SAP	PUNTOS POINTS POINTS
	5511100002	100193480	722,08

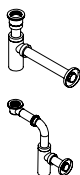
LAVABO KRION® Ø40 (RECTO) · KRION™ WASHBASIN Ø40 (STRAIGHT) · LAVABO KRION® Ø40 (DROIT)

Lavabo KRION® · KRION™ washbasin · Lavabo KRION®



COLOR COLOUR COULEUR	REF. KEA KEA CODE CODE KEA	REF. SAP SAP CODE CODE SAP	PUNTOS POINTS POINTS
	5511100001	100193481	743,16

ACCESORIOS · ACCESSORIES · ACCESSOIRES



DESCRIPCIÓN DESCRIPTION DESCRIPTION	COLOR COLOUR COULEUR	REF. KEA KEA CODE CODE KEA	REF. SAP SAP CODE CODE SAP	PUNTOS POINTS POINTS
Desagüe Sifon Tono · Waste siphon Tono · Vidage siphon Tono		S809500107	100199992	133,44
Desagüe Sifon Tono Mueble · Waste siphon Tono Unit · Vidage siphon Tono Meuble (*)		S809500109	100199988	198,02

* Necesario instalación con cajón suspendido · Required installation with a suspended drawer ·
A installer obligatoirement avec le caisson suspendu.

TONO

cajón suspendido · wall-hung drawer · tiroir suspendu

80x53 · 10h

80x53 · 20h

120x53 · 10h

120x53 · 20h

160x53 · 10h

160x53 · 20h

banqueta suspendida · wall-hung bench · banquette suspendue

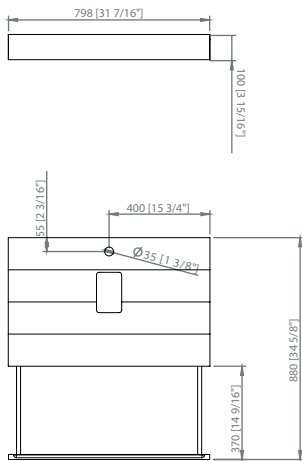
80x53 · 20h

160x53 · 20h

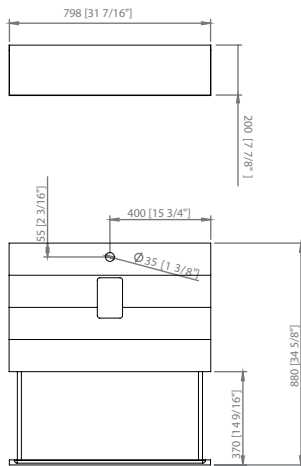


PLANOS • DRAWINGS • PLANS

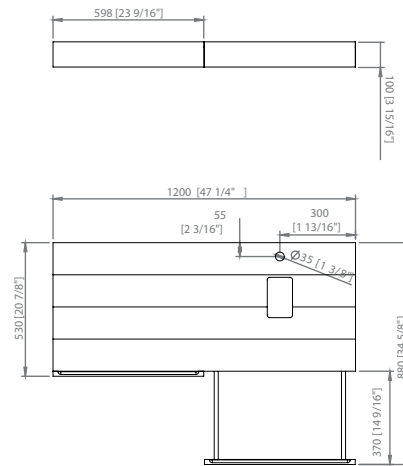
CAJÓN SUSPENDIDO 80 (10H) ·
WALL-HUNG DRAWER 80 (10H) ·
TIROIR SUSPENDU 80 (10H)



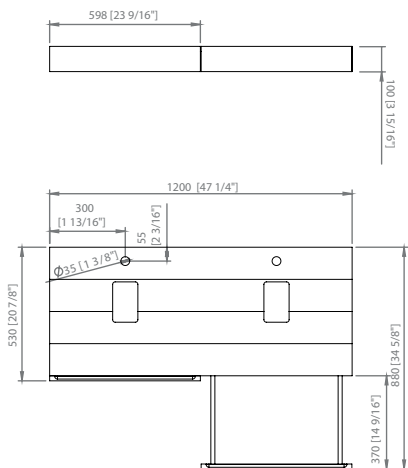
CAJÓN SUSPENDIDO 80 (20H) ·
WALL-HUNG DRAWER 80 (20H) ·
TIROIR SUSPENDU 80 (20H)



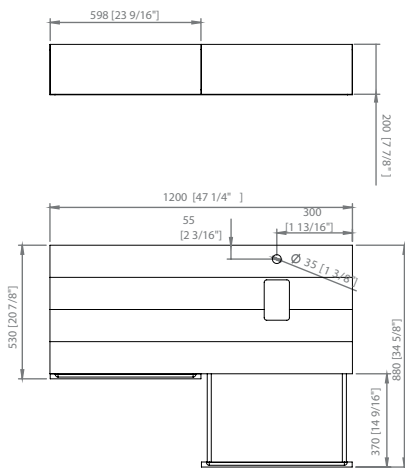
CAJÓN SUSPENDIDO 120 (10H),
DERECHA - IZQUIERDA ·
WALL-HUNG DRAWER 120 (10H),
RIGHT - LEFT · TIROIR SUSPENDU
120 (10H), DROITE - GAUCHE



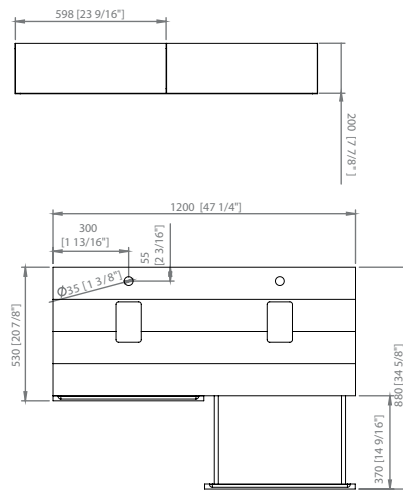
CAJÓN SUSPENDIDO 120 (10H),
DOBLE · WALL-HUNG DRAWER 120
(10H), DOUBLE · TIROIR SUSPENDU
120 (10H), DOBLE



CAJÓN SUSPENDIDO 120 (20H),
DERECHA - IZQUIERDA ·
WALL-HUNG DRAWER 120 (20H),
RIGHT - LEFT ·
TIROIR SUSPENDU 120 (20H),
DROITE - GAUCHE



CAJÓN SUSPENDIDO 120 (20H),
DOBLE · WALL-HUNG DRAWER 120
(20H), DOUBLE · TIROIR
SUSPENDU 120 (20H), DOBLE

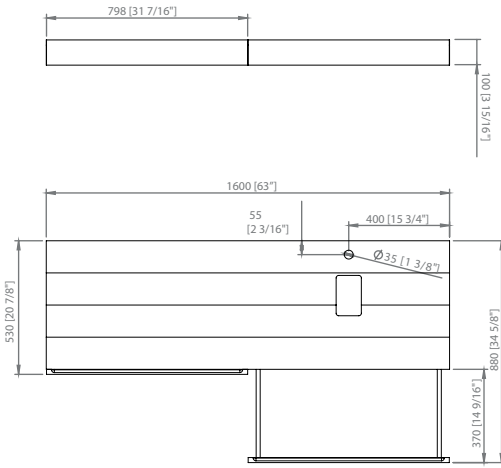


TONO

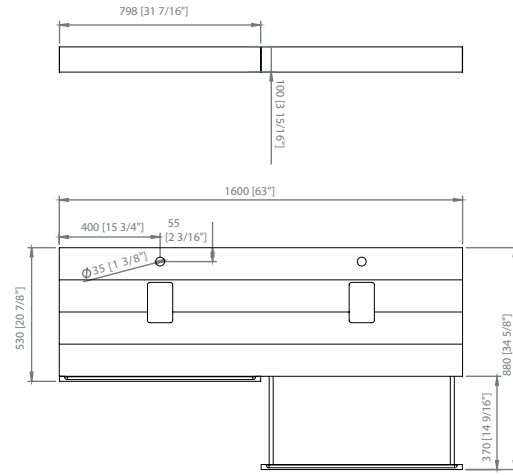
CARACTERÍSTICAS • FEATURES • CARACTERISTIQUES

PLANOS • DRAWINGS • PLANS

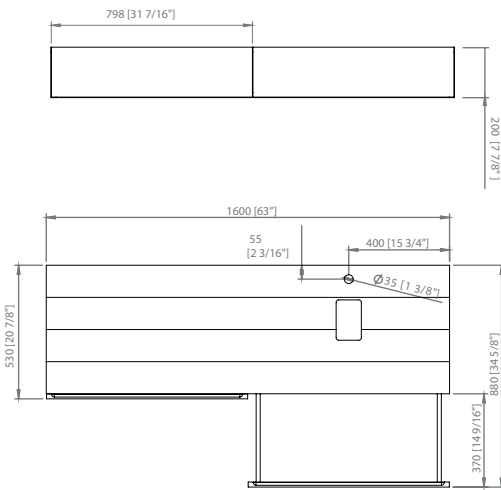
CAJÓN SUSPENDIDO 160 (10H),
DERECHA - IZQUIERDA ·
WALL-HUNG DRAWER 160 (10H),
RIGHT - LEFT · TIROIR SUSPENDU
160 (10H), DROITE - GAUCHE



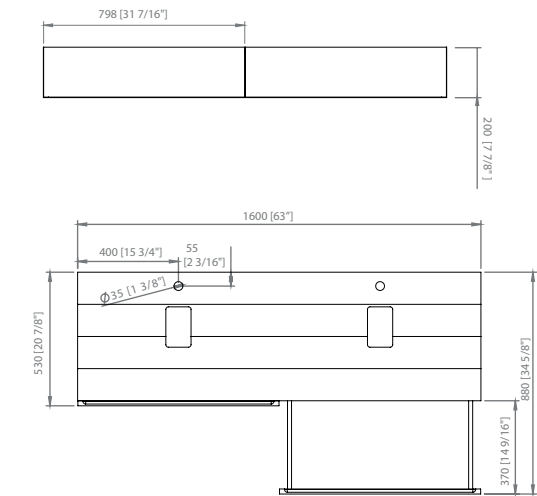
CAJÓN SUSPENDIDO 160 (10H),
DOBLE · WALL-HUNG DRAWER 160
(10H), DOUBLE · TIROIR SUSPENDU
160 (10H), DOBLE



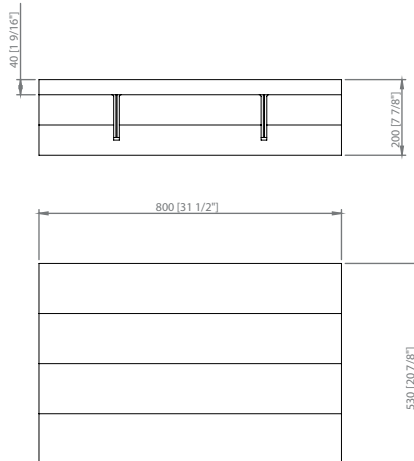
CAJÓN SUSPENDIDO 160 (20H),
DERECHA - IZQUIERDA ·
WALL-HUNG DRAWER 160 (20H),
RIGHT - LEFT · TIROIR SUSPENDU
160 (20H), DROITE - GAUCHE



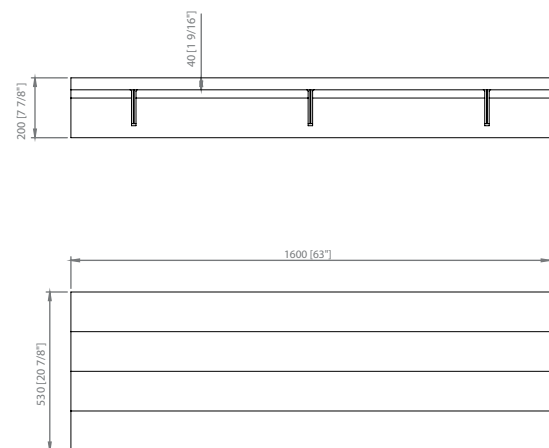
CAJÓN SUSPENDIDO 160 (20H),
DOBLE · WALL-HUNG DRAWER 160
(20H), DOUBLE · TIROIR SUSPENDU
160 (20H), DOBLE

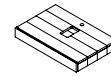


BANQUETA SUSPENDIDA 80 ·
WALL-HUNG BENCH 80 ·
BANQUETTE SUSPENDUE 80 ·



BANQUETA SUSPENDIDA 160 ·
WALL-HUNG BENCH 160 ·
BANQUETTE SUSPENDUE 160 ·





maple
maple
maple



roble
oak
chêne



nogal
walnut
noyer

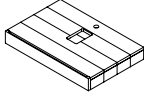
DATOS DE EXPEDICIÓN • EXPEDITION DATA • DONNÉES D'EXPÉDITION

	DIMENSIONES DIMENSIONS DIMENSIONS		VOLUMEN VOLUME VOLUME	PESO NETO NET WEIGHT POIDS NET	PESO BRUTO GROSS WEIGHT POIDS BRUT
Cajón suspendido 80 (10h) · Wall-hung drawer 80 (10h) · Tiroir suspendu 80 (10h)	L W H	90 cm 60 cm 20 cm	0,10 m ³	18 Kg	19 Kg
Cajón suspendido 80 (20h) · Wall-hung drawer 80 (20h) · Tiroir suspendu 80 (20h)	L W H	90 cm 60 cm 30 cm	0,16 m ³	22 Kg	24 Kg
Cajón suspendido 120 (10h) · Wall-hung drawer 120 (10h) · Tiroir suspendu 120 (10h)	L W H	130 cm 60 cm 20 cm	0,15 m ³	25 Kg	27 Kg
Cajón suspendido 120 (20h) · Wall-hung drawer 120 (20h) · Tiroir suspendu 120 (20h)	L W H	130 cm 60 cm 30 cm	0,23 m ³	32 Kg	34 Kg
Cajón suspendido 160 (10h) · Wall-hung drawer 160 (10h) · Tiroir suspendu 160 (10h)	L W H	170 cm 60 cm 20 cm	0,20 m ³	29 Kg	31 Kg
Cajón suspendido 160 (20h) · Wall-hung drawer 160 (20h) · Tiroir suspendu 160 (20h)	L W H	170 cm 60 cm 30 cm	0,23 m ³	36 Kg	39 Kg
Banqueta Suspendida 80 · Wall-Hung Bench 80 · Banquette Suspendue 80	L W H	90 cm 60 cm 30 cm	0,16 m ³	20 Kg	21 Kg
Banqueta Suspendida 160 · Wall-Hung Bench 160 · Banquette Suspendue 160	L W H	170 cm 60 cm 30 cm	0,30 m ³	31 Kg	33 Kg

TONO

CAJÓN SUSPENDIDO 80 (10h) · WALL-HUNG DRAWER 80 (10h) · TIROIR SUSPENDU 80 (10h)

Cajón suspendido disponible en tres acabados madera · Wall-hung drawer unit, available in three wood finishes · Tiroir suspendu disponible dans trois finitions bois.

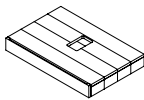


CON AGUJERO PARA GRIFERÍA · WITH TAP HOLE · AVEC TROU POUR ROBINETTERIE

DESCRIPCIÓN DESCRIPTION DESCRIPTION	COLOR COLOUR COULEUR	REF. KEA KEA CODE CODE KEA	REF. SAP SAP CODE CODE SAP	PUNTOS POINTS POINTS
Cajón suspendido 80 · Wall Hung Drawer 80 · Tiroir suspendu 80		S805500004	100199666	2.197,02
		S805500003	100199654	2.680,39
		S805500001	100199647	2.154,46

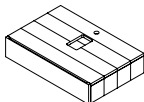
SIN AGUJERO PARA GRIFERÍA · WITHOUT TAP HOLE · SANS TROU POUR ROBINETTERIE

DESCRIPCIÓN DESCRIPTION DESCRIPTION	COLOR COLOUR COULEUR	REF. KEA KEA CODE CODE KEA	REF. SAP SAP CODE CODE SAP	PUNTOS POINTS POINTS
Cajón suspendido 80 · Wall Hung Drawer 80 · Tiroir suspendu 80		S805500006	100199667	2.197,02
		S805500002	100199665	2.680,39
		S805500084	100199664	2.154,46



CAJÓN SUSPENDIDO 80 (20h) · WALL-HUNG DRAWER 80 (20h) · TIROIR SUSPENDU 80 (20h)

Cajón suspendido disponible en tres acabados madera · Wall-hung drawer unit, available in three wood finishes · Tiroir suspendu disponible dans trois finitions bois.

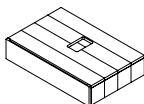


CON AGUJERO PARA GRIFERÍA · WITH TAP HOLE · AVEC TROU POUR ROBINETTERIE

DESCRIPCIÓN DESCRIPTION DESCRIPTION	COLOR COLOUR COULEUR	REF. KEA KEA CODE CODE KEA	REF. SAP SAP CODE CODE SAP	PUNTOS POINTS POINTS
Cajón suspendido 80 · Wall Hung Drawer 80 · Tiroir suspendu 80		S805500011	100199657	2.461,02
		S805500008	100199655	3.276,36
		S805500005	100199668	2.396,68

SIN AGUJERO PARA GRIFERÍA · WITHOUT TAP HOLE · SANS TROU POUR ROBINETTERIE

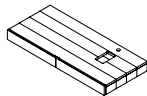
DESCRIPCIÓN DESCRIPTION DESCRIPTION	COLOR COLOUR COULEUR	REF. KEA KEA CODE CODE KEA	REF. SAP SAP CODE CODE SAP	PUNTOS POINTS POINTS
Cajón suspendido 80 · Wall Hung Drawer 80 · Tiroir suspendu 80		S805500010	100199648	2.461,02
		S805500009	100199656	3.276,36
		S805500007	100199669	2.396,68



TONO

CAJÓN SUSPENDIDO 120 (10h), DERECHA · WALL-HUNG DRAWER 120 (10h), RIGHT · TIROIR SUSPENDU 120 (10h), DROITE

Cajón suspendido disponible en tres acabados madera · Wall-hung drawer unit, available in three wood finishes · Tiroir suspendu disponible dans trois finitions bois.

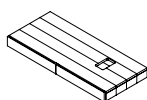


CON AGUJERO PARA GRIFERÍA · WITH TAP HOLE · AVEC TROU POUR ROBINETTERIE

DESCRIPCIÓN DESCRIPTION DESCRIPTION	COLOR COLOUR COULEUR	REF. KEA KEA CODE CODE KEA	REF. SAP SAP CODE CODE SAP	PUNTOS POINTS POINTS
Cajón suspendido 120 · Wall Hung Drawer 120 · Tiroir suspendu 120		S805500016	100199707	3.483,38
		S805500014	100199710	4.602,41
		S805500012	100199698	3.384,65

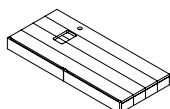
SIN AGUJERO PARA GRIFERÍA · WITHOUT TAP HOLE · SANS TROU POUR ROBINETTERIE

DESCRIPCIÓN DESCRIPTION DESCRIPTION	COLOR COLOUR COULEUR	REF. KEA KEA CODE CODE KEA	REF. SAP SAP CODE CODE SAP	PUNTOS POINTS POINTS
Cajón suspendido 120 · Wall Hung Drawer 120 · Tiroir suspendu 120		S805500017	100199711	3.483,38
		S805500015	100199720	4.602,41
		S805500013	100199699	3.384,65



CAJÓN SUSPENDIDO 120 (10h), IZQUIERDA · WALL-HUNG DRAWER 120 (10h), LEFT · TIROIR SUSPENDU 120 (10h), GAUCHE

Cajón suspendido disponible en tres acabados madera · Wall-hung drawer unit, available in three wood finishes · Tiroir suspendu disponible dans trois finitions bois.

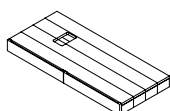


CON AGUJERO PARA GRIFERÍA · WITH TAP HOLE · AVEC TROU POUR ROBINETTERIE

DESCRIPCIÓN DESCRIPTION DESCRIPTION	COLOR COLOUR COULEUR	REF. KEA KEA CODE CODE KEA	REF. SAP SAP CODE CODE SAP	PUNTOS POINTS POINTS
Cajón suspendido 120 · Wall Hung Drawer 120 · Tiroir suspendu 120		S805500022	100199723	3.483,38
		S805500019	100199677	4.602,41
		S805500018	100199721	3.384,65

SIN AGUJERO PARA GRIFERÍA · WITHOUT TAP HOLE · SANS TROU POUR ROBINETTERIE

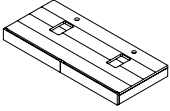
DESCRIPCIÓN DESCRIPTION DESCRIPTION	COLOR COLOUR COULEUR	REF. KEA KEA CODE CODE KEA	REF. SAP SAP CODE CODE SAP	PUNTOS POINTS POINTS
Cajón suspendido 120 · Wall Hung Drawer 120 · Tiroir suspendu 120		S805500023	100199678	3.483,38
		S805500021	100199722	4.602,41
		S805500020	100199708	3.384,65



TONO

CAJÓN SUSPENDIDO 120 (10h), DOBLE · WALL-HUNG DRAWER 120 (10h), DOUBLE · TIROIR SUSPENDU 120 (10h), DOUBLE

Cajón suspendido disponible en tres acabados madera · Wall-hung drawer unit, available in three wood finishes · Tiroir suspendu disponible dans trois finitions bois.

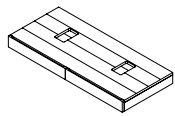


CON AGUJERO PARA GRIFERÍA · WITH TAP HOLE · AVEC TROU POUR ROBINETTERIE

DESCRIPCIÓN DESCRIPTION DESCRIPTION	COLOR COLOUR COULEUR	REF. KEA KEA CODE CODE KEA	REF. SAP SAP CODE CODE SAP	PUNTOS POINTS POINTS
Cajón suspendido 120 · Wall Hung Drawer 120 · Tiroir suspendu 120		S805500040	100199737	3.483,38
		S805500037	100199716	4.602,41
		S805500036	100199725	3.384,65

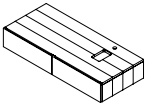
SIN AGUJERO PARA GRIFERÍA · WITHOUT TAP HOLE · SANS TROU POUR ROBINETTERIE

DESCRIPCIÓN DESCRIPTION DESCRIPTION	COLOR COLOUR COULEUR	REF. KEA KEA CODE CODE KEA	REF. SAP SAP CODE CODE SAP	PUNTOS POINTS POINTS
Cajón suspendido 120 · Wall Hung Drawer 120 · Tiroir suspendu 120		S805500042	100199717	3.483,38
		S805500039	100199726	4.602,41
		S805500038	100199736	3.384,65



CAJÓN SUSPENDIDO 120 (20h), DERECHA · WALL-HUNG DRAWER 120 (20h), RIGHT · TIROIR SUSPENDU 120 (20h), DROITE

Cajón suspendido disponible en tres acabados madera · Wall-hung drawer unit, available in three wood finishes · Tiroir suspendu disponible dans trois finitions bois.

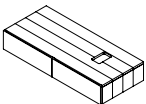


CON AGUJERO PARA GRIFERÍA · WITH TAP HOLE · AVEC TROU POUR ROBINETTERIE

DESCRIPCIÓN DESCRIPTION DESCRIPTION	COLOR COLOUR COULEUR	REF. KEA KEA CODE CODE KEA	REF. SAP SAP CODE CODE SAP	PUNTOS POINTS POINTS
Cajón suspendido 120 · Wall Hung Drawer 120 · Tiroir suspendu 120		S805500029	100199731	3.587,49
		S805500027	100199724	4.842,42
		S805500024	100199709	3.476,72

SIN AGUJERO PARA GRIFERÍA · WITHOUT TAP HOLE · SANS TROU POUR ROBINETTERIE

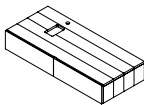
DESCRIPCIÓN DESCRIPTION DESCRIPTION	COLOR COLOUR COULEUR	REF. KEA KEA CODE CODE KEA	REF. SAP SAP CODE CODE SAP	PUNTOS POINTS POINTS
Cajón suspendido 120 · Wall Hung Drawer 120 · Tiroir suspendu 120		S805500028	100199732	3.587,49
		S805500026	100199712	4.842,42
		S805500025	100199730	3.476,72



TONO

CAJÓN SUSPENDIDO 120 (20h), IZQUIERDA · WALL-HUNG DRAWER 120 (20h), LEFT · TIROIR SUSPENDU 120 (20h), GAUCHE

Cajón suspendido disponible en tres acabados madera · Wall-hung drawer unit, available in three wood finishes · Tiroir suspendu disponible dans trois finitions bois.

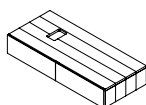


CON AGUJERO PARA GRIFERÍA · WITH TAP HOLE · AVEC TROU POUR ROBINETTERIE

DESCRIPCIÓN DESCRIPTION DESCRIPTION	COLOR COLOUR COULEUR	REF. KEA KEA CODE CODE KEA	REF. SAP SAP CODE CODE SAP	PUNTOS POINTS POINTS
Cajón suspendido 120 · Wall Hung Drawer 120 · Tiroir suspendu 120		S805500034	100199715	3.587,49
		S805500032	100199733	4.842,42
		S805500030	100199713	3.476,72

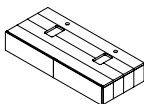
SIN AGUJERO PARA GRIFERÍA · WITHOUT TAP HOLE · SANS TROU POUR ROBINETTERIE

DESCRIPCIÓN DESCRIPTION DESCRIPTION	COLOR COLOUR COULEUR	REF. KEA KEA CODE CODE KEA	REF. SAP SAP CODE CODE SAP	PUNTOS POINTS POINTS
Cajón suspendido 120 · Wall Hung Drawer 120 · Tiroir suspendu 120		S805500035	100199735	3.587,49
		S805500033	100199734	4.842,42
		S805500031	100199714	3.476,72



CAJÓN SUSPENDIDO 120 (20h), DOBLE · WALL-HUNG DRAWER 120 (20h), DOUBLE · TIROIR SUSPENDU 120 (20h), DOUBLE

Cajón suspendido disponible en tres acabados madera · Wall-hung drawer unit, available in three wood finishes · Tiroir suspendu disponible dans trois finitions bois.

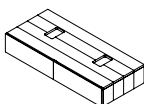


CON AGUJERO PARA GRIFERÍA · WITH TAP HOLE · AVEC TROU POUR ROBINETTERIE

DESCRIPCIÓN DESCRIPTION DESCRIPTION	COLOR COLOUR COULEUR	REF. KEA KEA CODE CODE KEA	REF. SAP SAP CODE CODE SAP	PUNTOS POINTS POINTS
Cajón suspendido 120 · Wall Hung Drawer 120 · Tiroir suspendu 120		S805500043	100199739	3.587,49
		S805500047	100199718	4.842,42
		S805500041	100199679	3.476,72

SIN AGUJERO PARA GRIFERÍA · WITHOUT TAP HOLE · SANS TROU POUR ROBINETTERIE

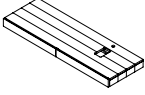
DESCRIPCIÓN DESCRIPTION DESCRIPTION	COLOR COLOUR COULEUR	REF. KEA KEA CODE CODE KEA	REF. SAP SAP CODE CODE SAP	PUNTOS POINTS POINTS
Cajón suspendido 120 · Wall Hung Drawer 120 · Tiroir suspendu 120		S805500044	100199719	3.587,49
		S805500045	100199740	4.842,42
		S805500046	100199738	3.476,72



TONO

CAJÓN SUSPENDIDO 160 (10h), DERECHA · WALL-HUNG DRAWER 160 (10h), RIGHT · TIROIR SUSPENDU 160 (10h), DROITE

Cajón suspendido disponible en tres acabados madera · Wall-hung drawer unit, available in three wood finishes · Tiroir suspendu disponible dans trois finitions bois.



CON AGUJERO PARA GRIFERÍA · WITH TAP HOLE · AVEC TROU POUR ROBINETTERIE

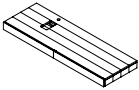
DESCRIPCIÓN DESCRIPTION DESCRIPTION	COLOR COLOUR COULEUR	REF. KEA KEA CODE CODE KEA	REF. SAP SAP CODE CODE SAP	PUNTOS POINTS POINTS
Cajón suspendido 160 · Wall Hung Drawer 160 · Tiroir suspendu 160		S805500051	100199743	4.080,75
		S805500050	100199728	5.174,29
		S805500048	100199741	4.077,27

SIN AGUJERO PARA GRIFERÍA · WITHOUT TAP HOLE · SANS TROU POUR ROBINETTERIE

DESCRIPCIÓN DESCRIPTION DESCRIPTION	COLOR COLOUR COULEUR	REF. KEA KEA CODE CODE KEA	REF. SAP SAP CODE CODE SAP	PUNTOS POINTS POINTS
Cajón suspendido 160 · Wall Hung Drawer 160 · Tiroir suspendu 160		S805500053	100199729	4.080,75
		S805500052	100199742	5.174,29
		S805500049	100199727	4.076,65

CAJÓN SUSPENDIDO 160 (10h), IZQUIERDA · WALL-HUNG DRAWER 160 (10h), LEFT · TIROIR SUSPENDU 160 (10h), GAUCHE

Cajón suspendido disponible en tres acabados madera · Wall-hung drawer unit, available in three wood finishes · Tiroir suspendu disponible dans trois finitions bois.

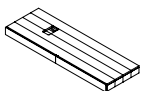


CON AGUJERO PARA GRIFERÍA · WITH TAP HOLE · AVEC TROU POUR ROBINETTERIE

DESCRIPCIÓN DESCRIPTION DESCRIPTION	COLOR COLOUR COULEUR	REF. KEA KEA CODE CODE KEA	REF. SAP SAP CODE CODE SAP	PUNTOS POINTS POINTS
Cajón suspendido 160 · Wall Hung Drawer 160 · Tiroir suspendu 160		S805500059	100199751	4.080,75
		S805500056	100199760	5.174,29
		S805500055	100199750	4.077,27

SIN AGUJERO PARA GRIFERÍA · WITHOUT TAP HOLE · SANS TROU POUR ROBINETTERIE

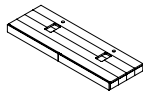
DESCRIPCIÓN DESCRIPTION DESCRIPTION	COLOR COLOUR COULEUR	REF. KEA KEA CODE CODE KEA	REF. SAP SAP CODE CODE SAP	PUNTOS POINTS POINTS
Cajón suspendido 160 · Wall Hung Drawer 160 · Tiroir suspendu 160		S805500058	100199752	4.080,75
		S805500057	100199770	5.174,29
		S805500054	100199744	4.076,65



TONO

CAJÓN SUSPENDIDO 160 (10h), DOBLE · WALL-HUNG DRAWER 160 (10h), DOUBLE · TIROIR SUSPENDU 160 (10h), DOUBLE

Cajón suspendido disponible en tres acabados madera · Wall-hung drawer unit, available in three wood finishes · Tiroir suspendu disponible dans trois finitions bois.

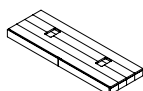


CON AGUJERO PARA GRIFERÍA · WITH TAP HOLE · AVEC TROU POUR ROBINETTERIE

DESCRIPCIÓN DESCRIPTION DESCRIPTION	COLOR COLOUR COULEUR	REF. KEA KEA CODE CODE KEA	REF. SAP SAP CODE CODE SAP	PUNTOS POINTS POINTS
Cajón suspendido 160 · Wall Hung Drawer 160 · Tiroir suspendu 160		S805500076	100199826	4.080,75
		S805500074	100199825	5.174,29
		S805500072	100199854	4.077,27

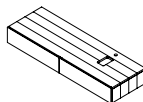
SIN AGUJERO PARA GRIFERÍA · WITHOUT TAP HOLE · SANS TROU POUR ROBINETTERIE

DESCRIPCIÓN DESCRIPTION DESCRIPTION	COLOR COLOUR COULEUR	REF. KEA KEA CODE CODE KEA	REF. SAP SAP CODE CODE SAP	PUNTOS POINTS POINTS
Cajón suspendido 160 · Wall Hung Drawer 160 · Tiroir suspendu 160		S805500077	100199835	4.080,75
		S805500075	100199843	5.174,29
		S805500073	100199834	4.076,65



CAJÓN SUSPENDIDO 160 (20h), DERECHA · WALL-HUNG DRAWER 160 (20h), RIGHT · TIROIR SUSPENDU 160 (20h), DROITE

Cajón suspendido disponible en tres acabados madera · Wall-hung drawer unit, available in three wood finishes · Tiroir suspendu disponible dans trois finitions bois.

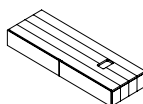


CON AGUJERO PARA GRIFERÍA · WITH TAP HOLE · AVEC TROU POUR ROBINETTERIE

DESCRIPCIÓN DESCRIPTION DESCRIPTION	COLOR COLOUR COULEUR	REF. KEA KEA CODE CODE KEA	REF. SAP SAP CODE CODE SAP	PUNTOS POINTS POINTS
Cajón suspendido 160 · Wall Hung Drawer 160 · Tiroir suspendu 160		S805500064	100199755	4.528,05
		S805500062	100199771	6.214,73
		S805500060	100199745	4.379,27

SIN AGUJERO PARA GRIFERÍA · WITHOUT TAP HOLE · SANS TROU POUR ROBINETTERIE

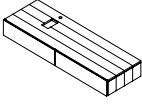
DESCRIPCIÓN DESCRIPTION DESCRIPTION	COLOR COLOUR COULEUR	REF. KEA KEA CODE CODE KEA	REF. SAP SAP CODE CODE SAP	PUNTOS POINTS POINTS
Cajón suspendido 160 · Wall Hung Drawer 160 · Tiroir suspendu 160		S805500065	100199772	4.528,05
		S805500063	100199746	6.214,73
		S805500061	100199754	4.379,27



TONO

CAJÓN SUSPENDIDO 160 (20h), IZQUIERDA · WALL-HUNG DRAWER 160 (20h), LEFT · TIROIR SUSPENDU 160 (20h), GAUCHE

Cajón suspendido disponible en tres acabados madera · Wall-hung drawer unit, available in three wood finishes · Tiroir suspendu disponible dans trois finitions bois.



CON AGUJERO PARA GRIFERÍA · WITH TAP HOLE · AVEC TROU POUR ROBINETTERIE

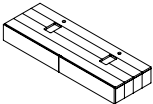
DESCRIPCIÓN DESCRIPTION DESCRIPTION	COLOR COLOUR COULEUR	REF. KEA KEA CODE CODE KEA	REF. SAP SAP CODE CODE SAP	PUNTOS POINTS POINTS
Cajón suspendido 160 · Wall Hung Drawer 160 · Tiroir suspendu 160		S805500069	100199774	4.528,05
		S805500068	100199773	6.214,73
		S805500066	100199747	4.379,27

SIN AGUJERO PARA GRIFERÍA · WITHOUT TAP HOLE · SANS TROU POUR ROBINETTERIE

DESCRIPCIÓN DESCRIPTION DESCRIPTION	COLOR COLOUR COULEUR	REF. KEA KEA CODE CODE KEA	REF. SAP SAP CODE CODE SAP	PUNTOS POINTS POINTS
Cajón suspendido 160 · Wall Hung Drawer 160 · Tiroir suspendu 160		S805500071	100199758	4.528,05
		S805500070	100199757	6.214,73
		S805500067	100199756	4.379,27

CAJÓN SUSPENDIDO 160 (20h), DOBLE · WALL-HUNG DRAWER 160 (20h), DOUBLE · TIROIR SUSPENDU 160 (20h), DOUBLE

Cajón suspendido disponible en tres acabados madera · Wall-hung drawer unit, available in three wood finishes · Tiroir suspendu disponible dans trois finitions bois.

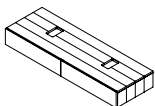


CON AGUJERO PARA GRIFERÍA · WITH TAP HOLE · AVEC TROU POUR ROBINETTERIE

DESCRIPCIÓN DESCRIPTION DESCRIPTION	COLOR COLOUR COULEUR	REF. KEA KEA CODE CODE KEA	REF. SAP SAP CODE CODE SAP	PUNTOS POINTS POINTS
Cajón suspendido 160 · Wall Hung Drawer 160 · Tiroir suspendu 160		S805500083	100199856	4.528,05
		S805500080	100199845	6.214,73
		S805500078	100199827	4.379,27

SIN AGUJERO PARA GRIFERÍA · WITHOUT TAP HOLE · SANS TROU POUR ROBINETTERIE

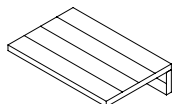
DESCRIPCIÓN DESCRIPTION DESCRIPTION	COLOR COLOUR COULEUR	REF. KEA KEA CODE CODE KEA	REF. SAP SAP CODE CODE SAP	PUNTOS POINTS POINTS
Cajón suspendido 160 · Wall Hung Drawer 160 · Tiroir suspendu 160		S805500082	100199828	4.528,05
		S805500081	100199855	6.214,73
		S805500079	100199844	4.379,27






TONO

BANQUETA SUSPENDIDA 80 · WALL-HUNG BENCH 80 · BANQUETTE SUSPENDUE 80

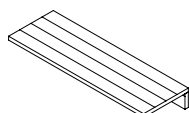
Banqueta suspendida disponible en tres acabados madera · Wall-hung bench, available in three wood finishes. · Banquette suspendue disponible dans trois finitions bois.






DESCRIPCIÓN DESCRIPTION DESCRIPTION	COLOR COLOUR COULEUR	REF. KEA KEA CODE CODE KEA	REF. SAP SAP CODE CODE SAP	PUNTOS POINTS POINTS
Banqueta suspendida 80 · Wall Hung Bench 80 · Banquette suspendue 80		S805600006	100199663	1.854,32
		S805600005	100199662	2.567,21
		S805600004	100199670	1.791,47

BANQUETA SUSPENDIDA 160 · WALL-HUNG BENCH 160 · BANQUETTE SUSPENDUE 160

Banqueta suspendida disponible en tres acabados madera · Wall-hung bench, available in three wood finishes. · Banquette suspendue disponible dans trois finitions bois.



DESCRIPCIÓN DESCRIPTION DESCRIPTION	COLOR COLOUR COULEUR	REF. KEA KEA CODE CODE KEA	REF. SAP SAP CODE CODE SAP	PUNTOS POINTS POINTS
Banqueta suspendida 160 · Wall Hung Bench 160 · Banquette suspendue 160		S805600003	100199653	2.881,64
		S805600001	100199646	4.265,64
		S805600002	100199652	2.759,63

TONO

espejo · mirror · miroir

Ø95 · 4h

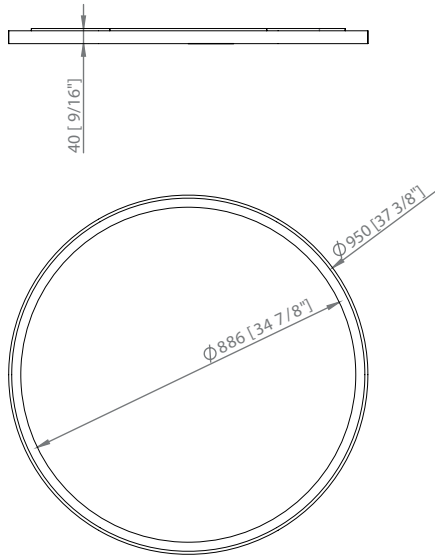
80x100 · 4h

120x100 · 4h

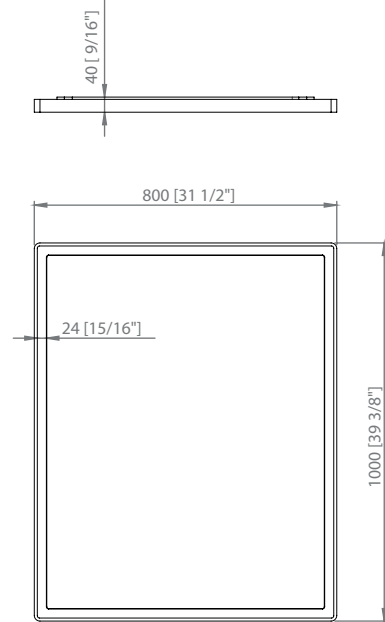
160x100 · 4h



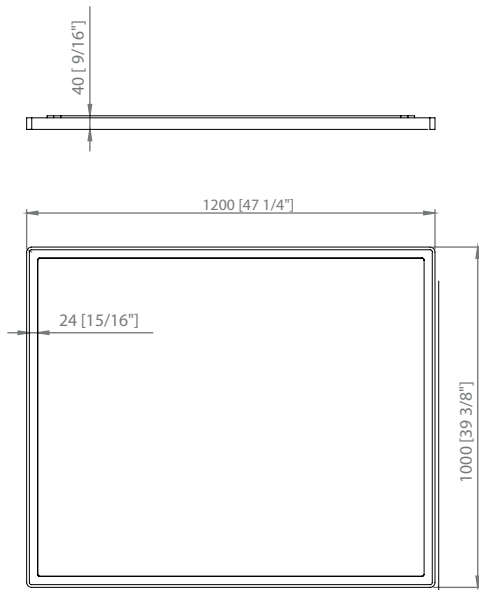
ESPEJO Ø95 ·
 Ø95 MIRROR ·
 MIROIR Ø95



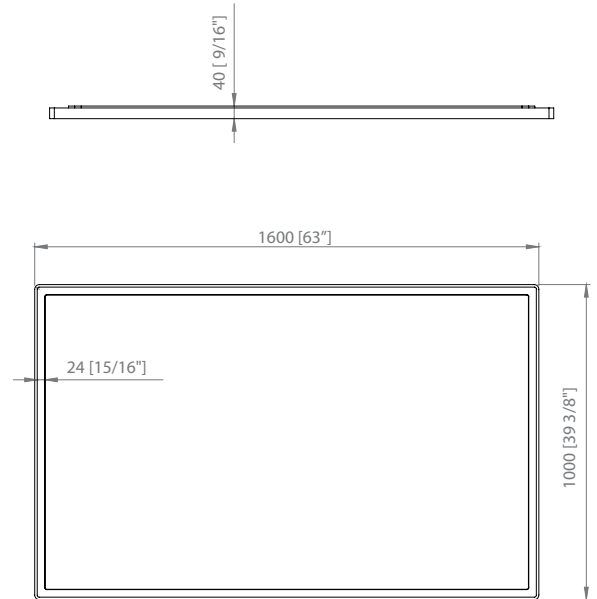
ESPEJO 80 ·
 80 MIRROR ·
 MIROIR 80



ESPEJO 120 ·
 120 MIRROR ·
 MIROIR 120



ESPEJO 160 ·
 160 MIRROR ·
 MIROIR 160



TONO

CARACTERÍSTICAS • FEATURES • CARACTERISTIQUES

CLASS

COLORES • COLOURS • COULEURS



KRION®

roble
oak
chênenogal
walnut
noyermaple
maple
maple

DATOS DE EXPEDICIÓN • EXPEDITION DATA • DONNÉES D'EXPÉDITION

	DIMENSIONES DIMENSIONS DIMENSIONS		VOLUMEN VOLUME VOLUME	PESO NETO NET WEIGHT POIDS NET	PESO BRUTO GROSS WEIGHT POIDS BRUT
Espejo Ø95 · Mirror Ø95 · Miroir Ø95	L W H	105 cm 105 cm 30 cm	0,33 m ³	9 Kg	10 Kg
Espejo 80 · Mirror 80 · Miroir 80	L W H	110 cm 90 cm 30 cm	0,29 m ³	11 Kg	12 Kg
Espejo 120 · Mirror 120 · Miroir 120	L W H	130 cm 110 cm 30 cm	0,42 m ³	17 Kg	18 Kg
Espejo 160 · Mirror 160 · Miroir 160	L W H	170 cm 110 cm 30 cm	0,56 m ³	22 Kg	24 Kg

TONO

ESPEJO KRION® Ø95 · KRION™ MIRROR Ø95 · MIROIR KRION® Ø95

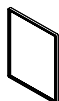
Espejo realizado en KRION® · Mirror made of KRION™ · Miroir réalisé en KRION®.



COLOR COLOUR COULEUR	REF. KEA KEA CODE CODE KEA	REF. SAP SAP CODE CODE SAP	PUNTOS POINTS POINTS
	S805700016	100200112	1.261,86
	S805700010	100199922	2.614,41
	S805700012	100199921	3.135,26
	S805700001	100199899	2.564,06

ESPEJO KRION® 80 · KRION™ MIRROR 80 · MIROIR KRION® 80

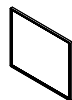
Espejo realizado en KRION® · Mirror made of KRION™ · Miroir réalisé en KRION®.



COLOR COLOUR COULEUR	REF. KEA KEA CODE CODE KEA	REF. SAP SAP CODE CODE SAP	PUNTOS POINTS POINTS
	S805700015	100200122	1.393,57
	S805700002	100199946	2.147,51
	S805700009	100199963	2.629,66
	S805700008	100199962	2.105,06

ESPEJO KRION® 120 · KRION™ MIRROR 120 · MIROIR KRION® 120

Espejo realizado en KRION® · Mirror made of KRION™ · Miroir réalisé en KRION®.



COLOR COLOUR COULEUR	REF. KEA KEA CODE CODE KEA	REF. SAP SAP CODE CODE SAP	PUNTOS POINTS POINTS
	S805700013	100200100	1.859,09
	S805700006	100199913	2.829,59
	S805700007	100199911	3.544,37
	S805700005	100199920	2.766,55

ESPEJO KRION® 160 · KRION™ MIRROR 160 · MIROIR KRION® 160

Espejo realizado en KRION® · Mirror made of KRION™ · Miroir réalisé en KRION®.



COLOR COLOUR COULEUR	REF. KEA KEA CODE CODE KEA	REF. SAP SAP CODE CODE SAP	PUNTOS POINTS POINTS
	S805700014	100200094	2.134,76
	S805700011	100199960	2.941,55
	S805700004	100199927	3.673,50
	S805700003	100199917	2.877,00



ALMOND series

De formas suaves y redondeadas, la serie Almond transmite su esencia icónica, casi escultural, para hacer de tu baño un espacio único en el que belleza formal y ergonomía van de la mano.

Fabricada en KRION®, presenta elementos freestanding en la opción de bañera y lavabo a suelo, y ahora se completa, con la opción de lavabo de semiencastré.

With its gentle rounded shapes, the Almond series has an almost sculptural appeal, perfect for creating unique bathrooms that stand out for their formal beauty and ergonomics.

In addition to a free-standing bathtub and washbasin, this KRION™ series now features a semi-recessed washbasin.

Les formes douces et arrondies d'Almond transmettent l'essence iconique, presque sculpturale de cette série pour faire de votre salle de bains un espace unique réunissant beauté formelle et ergonomie.

Fabriquée en KRION®, elle se compose de baignoires et de lavabos freestanding à poser sur le sol et est désormais complétée par des lavabos semi-encastrés.

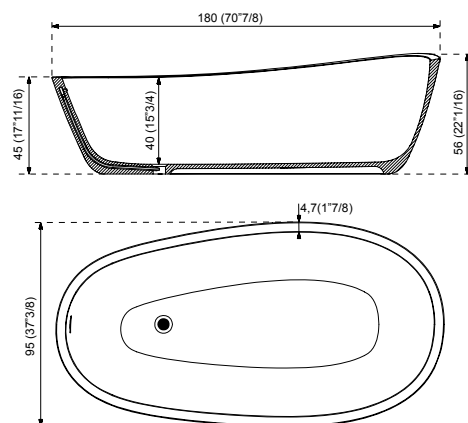


ALMOND

bañera · bath · baignoire

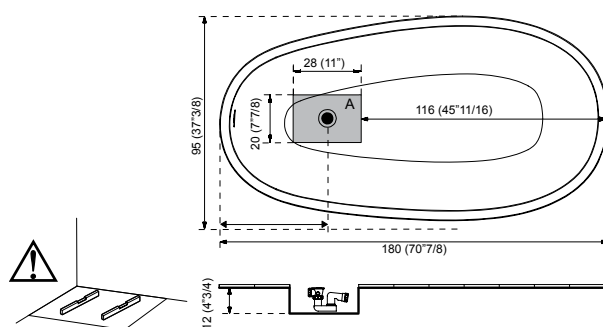
180x95 · 56h



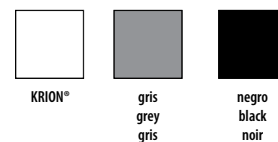


Almond Series

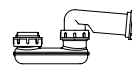
PREINSTALACIÓN • PRE-INSTALLING • PRE-INSTALLATION



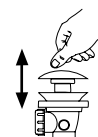
COLORES • COLOURS • COULEURS



EQUIPAMIENTO • EQUIPMENT • EQUIPEMENT



Sifón desagüe bañera NEXT D40
Siphon waste for bath NEXT D40
Siphon vidage pour baignoire NEXT D40



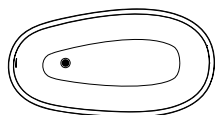
desagüe click-clack
click-clack waste
vidage click-clack

DATOS DE EXPEDICIÓN • EXPEDITION DATA • DONNÉES D'EXPÉDITION

DIMENSIONES DIMENSIONS DIMENSIONS		VOLUMEN VOLUME VOLUME	PESO NETO NET WEIGHT POIDS NET	PESO BRUTO GROSS WEIGHT POIDS BRUT
L	193 cm	1,63 m ³	146 Kg	189 Kg
W	108 cm			
H	78,2 cm			

ALMOND

180 x 95



blanco KRION®
white KRION™
blanc KRION®




Volumen agua 315 l.
Water Volume 315 l.
Volume d'eau 315 l.

FREE STANDING

Desagüe click-clack KRION® • KRION™ Click-clack drain • Vidage click-clack KRION®

Sifón incluido.
Syphon included.
Siphon inclus.



COLOR COLOUR COULEUR	REF. KEA KEA CODE CODE KEA	REF. SAP SAP CODE CODE SAP	PUNTOS POINTS POINTS
	S110600001	100077261	9.155,56
	S110600009	100089198	9.721,88
	S110600005	100089188	9.721,88

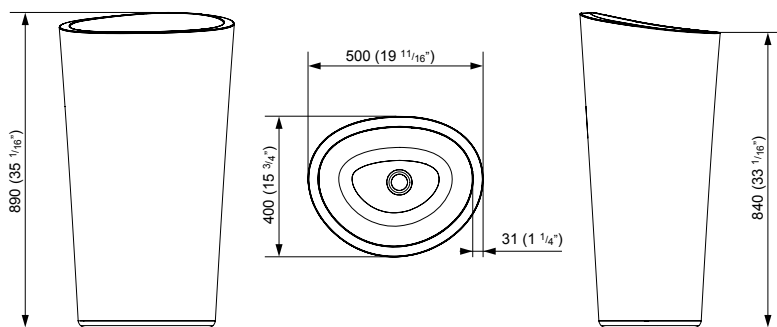
Almond Series

ALMOND

lavabo a suelo · floor standing washbasin · lavabo au sol

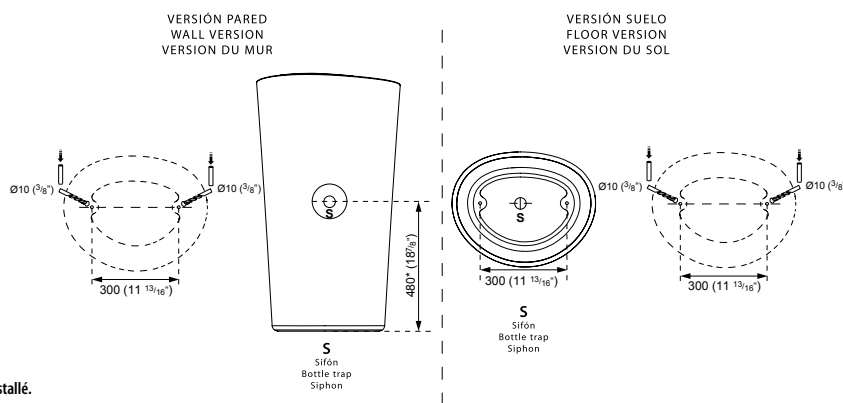
50x40 · 89h





Almond Series

PREINSTALACIÓN • PRE-INSTALLING • PRE-INSTALLATION



* La cota varía dependiendo el sifón instalado.
The height will vary depending on the type of syphon installed - La cote varie selon le siphon installé.

COLORES • COLOURS • COULEURS



KRION®



gris
grey
gris

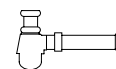


negro
black
noir

EQUIPAMIENTO • EQUIPMENT • EQUIPEMENT



Desagüe click-clack
Click-clack waste
Vidage click-clack



Sifón
Syphon
Siphon

DATOS DE EXPEDICIÓN • EXPEDITION DATA • DONNÉES D'EXPÉDITION

DIMENSIONES DIMENSIONS DIMENSIONS		VOLUMEN VOLUME VOLUME	PESO NETO NET WEIGHT POIDS NET	PESO BRUTO GROSS WEIGHT POIDS BRUT
L	50 cm	0,29 m ³	38 Kg	42 Kg
W	59,5 cm			
H	98,5 cm			

ALMOND

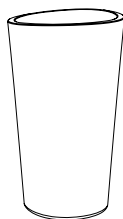
LAVABO A SUELO KRION® 50x40x89 • KRION™ FLOOR STANDING WASHBASIN 50x40x89 •







LAVABO AU SOL KRION® 50x40x89

Lavabo KRION® blanco • White KRION™ washbasin •
Lavabo KRION® blanc

Desagüe click-clack KRION® • KRION™ Click-clack drain • Vidage click-clack
KRION®

Sifón con rebosadero incluido.
Syphon with overflow included.
Siphon avec trop-plein inclus.



VERSIÓN VERSION VERSION	COLOR COLOUR COULEUR	REF. KEA KEA CODE CODE KEA	REF. SAP SAP CODE CODE SAP	PUNTOS POINTS POINTS
Desagüe a pared Drain to the wall Vidage au mur S/GR		S110600002	100079068	2.852,23
		S110600004	100089190	3.182,13
		S110600008	100089192	3.182,13
Desagüe a suelo Drain to the ground Vidage au sol CEN S/GR		S110600003	100079067	2.931,28
		S110600006	100089189	3.261,18
		S110600007	100089191	3.261,18

ALMOND

lavabo semiencastré · semi-recessed washbasin · lavabo semi-encastré

48,6x38,7 · 20,8h

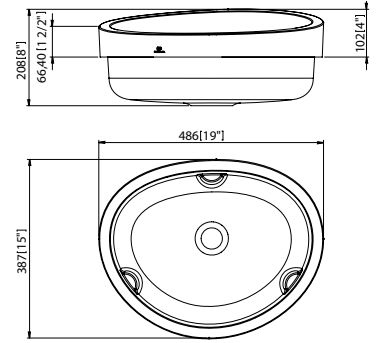
encimera · worktop · plan vasque

80 x 54 · 5h

160 x 54 · 5h

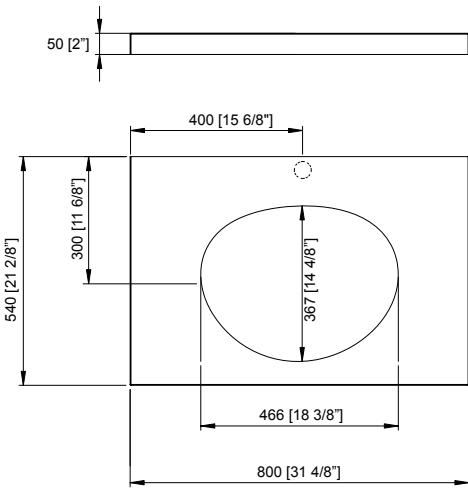


LAVABO ALMOND 48,6 x 38,7
 ALMOND 48,6 x 38,7 WASHBASIN
 LAVABO ALMOND 48,6 x 38,7

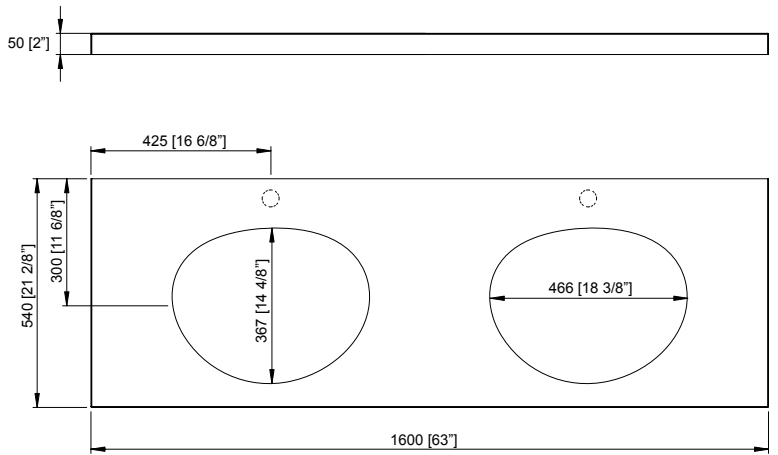


Almond Series

ENCIMERA ALMOND 80 x 54
 ALMOND 80 x 54 WORKTOP
 PLAN VASQUE ALMOND 80 x 54



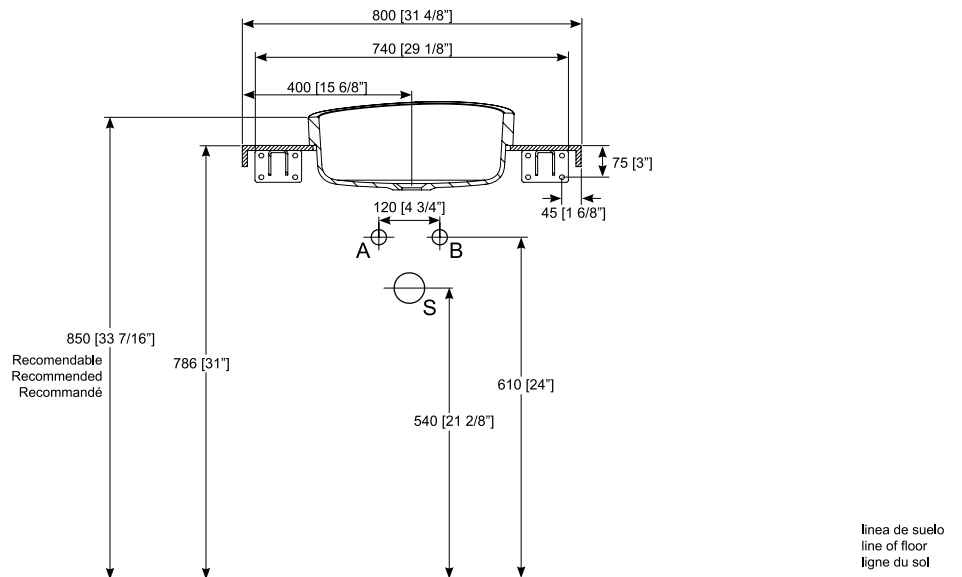
ENCIMERA ALMOND 160 x 54
 ALMOND 160 x 54 WORKTOP
 PLAN VASQUE ALMOND 160 x 54



PREINSTALACIÓN · PRE-INSTALLING · PRE-INSTALLATION

A	AGUA CALIENTE HOT WATER EAU CHAUDE	B	AGUA FRÍA COLD WATER EAU FROIDE	S	SIFÓN BOTTLE TRAP SIPHON
----------	--	----------	---------------------------------------	----------	--------------------------------

ENCIMERA ALMOND 80 x 54
 ALMOND 80 x 54 WORKTOP
 PLAN VASQUE ALMOND 80 x 54

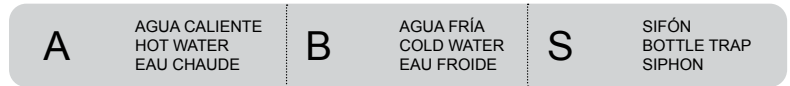


* La cota varía dependiendo el sifón instalado -
 The height will vary depending on the type of syphon installed -
 La cote varie selon le siphon installé.

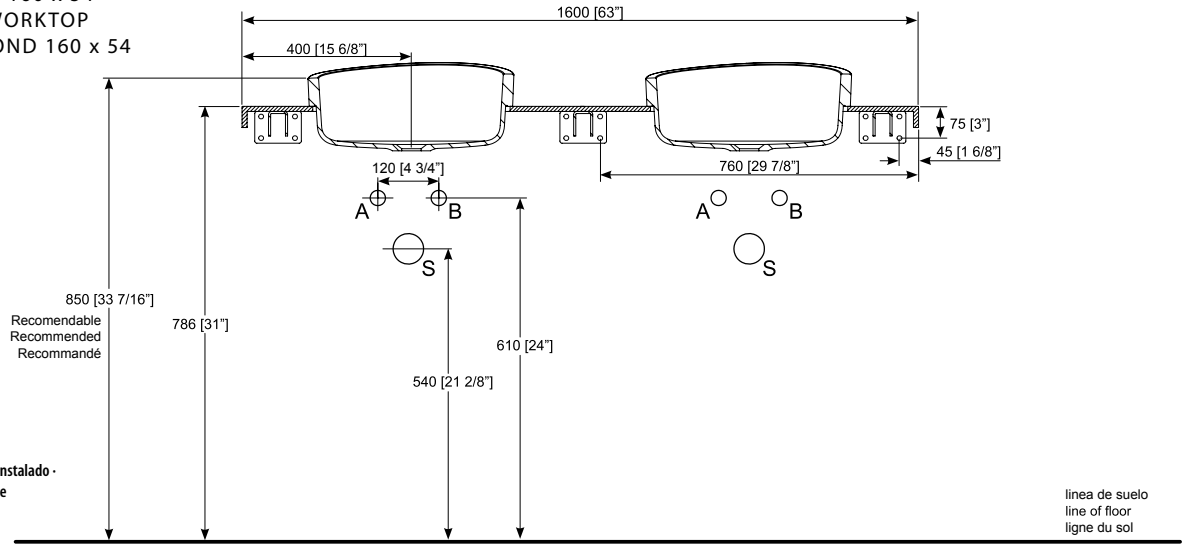
línea de suelo
 line of floor
 ligne du sol

PREINSTALACIÓN • PRE-INSTALLING • PRE-INSTALLATION

Almond Series



ENCIMERA ALMOND 160 x 54
ALMOND 160 x 54 WORKTOP
PLAN VASQUE ALMOND 160 x 54



* La cota varía dependiendo el sifón instalado -
The height will vary depending on the type of syphon installed -
La cote varie selon le siphon installé.

línea de suelo
line of floor
ligne du sol

COLORES • COLOURS • COULEURS



ACCESORIOS • ACCESSORIES • ACCESSOIRES



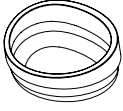
DATOS DE EXPEDICIÓN • EXPEDITION DATA • DONNÉES D'EXPÉDITION

MODELO MODEL MODEL-	DIMENSIONES DIMENSIONS DIMENSIONS	VOLUMEN VOLUME VOLUME	PESO NETO NET WEIGHT POIDS NET	PESO BRUTO GROSS WEIGHT POIDS BRUT
Lavabo semiencastre ALMOND 48,6x38,7 · Semi-recessed ALMOND washbasin 48,6x38,7 · Lavabo semi-encasté ALMOND 48,6x38,7	L 60 cm W 50 cm H 34 cm	0,10 m ³	9 kg	13 kg
Encimera ALMOND 80 · ALMOND worktop 80 · Plan vasque ALMOND ON TOP 80	L 84 cm W 57 cm H 12 cm	0,06 m ³	13 kg	15 Kg
Encimera ALMOND 160 · ALMOND worktop 160 · Plan vasque ALMOND 160	L 164 cm W 57 cm H 12 cm	0,12 m ³	22 kg	25 Kg

ALMOND

LAVABO SEMIENCASTRE KRION® 48,6X38,7 • KRION™ SEMI-RECESSED WASHBASIN 48,6X38,7 • LAVABO SEMI-ENCASTRÉ KRION® 48,6X38,7

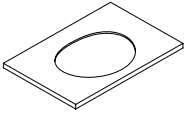
Lavabo de semiencastré KRION® • Semi-recessed KRION™ washbasin •
Lavabo semi-encastré KRION®.



COLOR COLOUR COULEUR	REF. KEA KEA CODE CODE KEA	REF. SAP SAP CODE CODE SAP	PUNTOS POINTS POINTS
	S110600010	100157813	772,02

ENCIMERA KRION® 80 • KRION™ WORKTOP 80 • PLAN VASQUE KRION® 80

Encimera para instalación de un lavabo semiencastré •
Semi-recessed Washbasin worktop • Plan Vasque pour installation d'un lavabo
semi-encastré

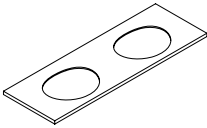


COLOR COLOUR COULEUR		REF. KEA KEA CODE CODE KEA	REF. SAP SAP CODE CODE SAP	PUNTOS POINTS POINTS
	6101	S502900003	100178173	857,71
	6902	S502900004	100178174	849,46

* Lavabo no incluido • Washbasin not included • Plan Vasque ne sont pas inclus

ENCIMERA KRION® 160 • KRION™ WORKTOP 160 • PLAN VASQUE KRION® 160

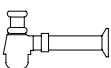
Encimera para instalación de un lavabo semiencastré •
Semi-recessed Washbasin worktop • Plan Vasque pour installation d'un lavabo
semi-encastré



COLOR COLOUR COULEUR		REF. KEA KEA CODE CODE KEA	REF. SAP SAP CODE CODE SAP	PUNTOS POINTS POINTS
	6101	S502900001	100178172	1.461,33
	6902	S502900002	100178156	1.444,86

* Lavabo no incluido • Washbasin not included • Plan Vasque ne sont pas inclus

ACCESORIOS • ACCESSORIES • ACCESSOIRES



DESCRIPCIÓN DESCRIPTION DESCRIPTION	COLOR COLOUR COULEUR	REF. KEA KEA CODE CODE KEA	REF. SAP SAP CODE CODE SAP	PUNTOS POINTS POINTS
Valvula vaciador SP s/reb. Cromo • SP chrome drain valve without overflow • Vanne d'écoulement SP sans trop-plein chromée		S809500080	100106053	40,16
		S809500092	100143622	78,16
Sifon square SP cromo • SP chrome square siphon • Siphon square SP chromée		S809500079	100106046	217,64
Sifon round SP cromo • SP chrome round siphon • Siphon round SP chromée		S809500078	100106048	127,35
Sifon botella cromo • Bottle chrome syphon • Siphon bouteille chromée		S809500077	100106045	42,45



ARO series

El agua es el elemento central de esta serie inspirada en la ceremonia del té japonés. De ahí, las profundas formas cóncavas de los diferentes elementos de la colección ARO, que recuerdan a los boles de porcelana utilizados en este rito. Bajo esta premisa, estudi{H}ac redefine una tradición ancestral con un diseño moderno al que da forma un material tan innovador como el compacto mineral KRION® a base de líneas sutiles, naturales y limpias, concretadas en figuras semicirculares de tacto cálido.

Una franja plana en forma de aro enmarca los diferentes elementos, recordando las manos de quien ofrece el té al invitado, de igual forma que el baño ofrece el agua para uso íntimo y personal.

Water is the central element of this series inspired by the Japanese tea ceremony. The deep concave shapes of the different elements of the ARO collection are reminiscent of the porcelain bowls used in this ritual. Under this premise, estudi{H}ac redefines an ancestral tradition with a modern design which shapes the innovative material of the compact mineral KRION™, based on subtle, natural and clean lines in semi-circular forms which are warm to the touch.

A flat strip in the shape of a ring marks the different elements, evoking the hands of the host offering tea to their guest, in the same way as the bath offers water for intimate personal use.

L'eau est l'élément central de cette série inspirée de la cérémonie du thé japonais. D'où les profondes formes concaves des différents éléments de la collection ARO, qui rappellent les bols en porcelaine utilisés à l'occasion de ce rite. C'est dans cet esprit que estudi{H}ac revisite une tradition ancestrale avec un design moderne auquel donne vie un matériau aussi innovant que le minéral compact KRION® sur la base de lignes subtiles, naturelles et pures s'exprimant sous forme de figures semi-circulaires agréables au toucher.

Une bande plate en forme d'anneau entoure les différents éléments, évoquant les mains de celui qui offre le thé à l'invité, tout comme la salle de bain offre l'eau pour un usage intime et personnel.



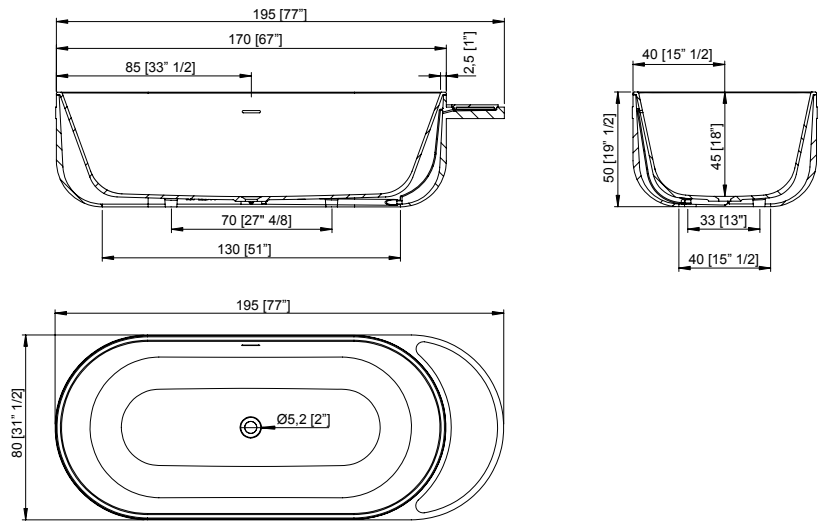
ARO

bañera · bath · baignoire

195x80 · 50h

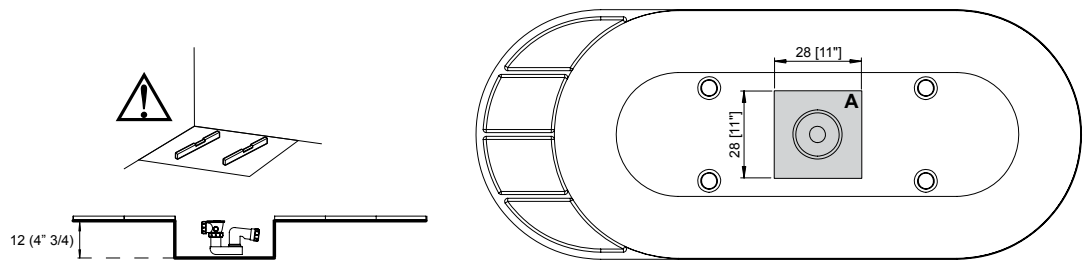
Aro Series



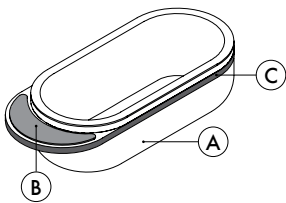


Aro Series

PREINSTALACIÓN • PRE-INSTALLING • PRE-INSTALLATION

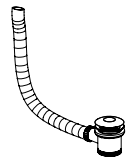


COLORES • COLOURS • COULEURS



- A** KRION®
- B** roble natural
natural oak
chêne naturel
- nogal natural
natural walnut
noyer naturel
- C** KRION®
- negro
black
noir
- naranja
orange
orange
- verde
green
vert
- azul
blue
bleu
- beige
beige
beige

EQUIPAMIENTO • EQUIPMENT • EQUIPEMENT



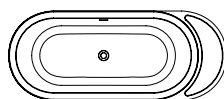
Kit desagüe EPOQUE / MODUL
EPOQUE / MODUL drain Kit
Kit vidage EPOQUE / MODUL

DATOS DE EXPEDICIÓN • EXPEDITION DATA • DONNÉES D'EXPÉDITION

DIMENSIONES DIMENSIONS DIMENSIONS	VOLUMEN VOLUME VOLUME	PESO NETO NET WEIGHT POIDS NET	PESO BRUTO GROSS WEIGHT POIDS BRUT
L 203 cm	1,03 m ³	150 Kg	165 Kg
W 88 cm			
H 57,5 cm			

ARO

195 x 80



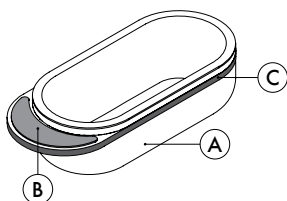
blanco KRION®
white KRION™
blanc KRION®

Volumen agua 294 l.
Water volume 294 l.
Volume d'eau 294 l.

FREE STANDING

Kit desagüe EPOQUE / MODUL · EPOQUE /
MODUL drain Kit ·
Kit vidage EPOQUE / MODUL

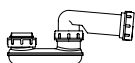
Sifón no incluido.
Syphon not included.
Siphon no inclus.



A	B	C	REF. KEA KEA CODE CODE KEA	REF. SAP SAP CODE CODE SAP	PUNTOS POINTS POINTS	
□	□	□	S127700007	100170992	7.404,97	
		■	S127700012	100170997	8.257,34	
		■	S127700015	100171029	8.257,34	
		■	S127700016	100171033	8.257,34	
		■	S127700013	100171032	8.257,34	
		■	S127700014	100171043	8.257,34	
	□	■	□	S127700008	100170993	7.484,70
			■	S127700010	100170999	8.337,07
			■	S127700023	100171036	8.337,07
			■	S127700024	100171052	8.337,07
			■	S127700021	100171060	8.337,07
			■	S127700022	100171035	8.337,07
	□	■	□	S127700009	100171031	7.529,90
			■	S127700011	100170998	8.382,27
			■	S127700019	100171050	8.382,27
			■	S127700020	100171051	8.382,27
			■	S127700017	100171044	8.382,27
			■	S127700018	100171034	8.382,27

Aro Series

ACCESORIOS · ACCESSORIES · ACCESSOIRES



DESCRIPCIÓN DESCRIPTION DESCRIPTION	REF. KEA KEA CODE CODE KEA	REF. SAP SAP CODE CODE SAP	PUNTOS POINTS POINTS
Sifón desagüe bañera NEXT D40 · Syphon waste for bath NEXT D40 · Siphon vidage pour vaignoire NEXT D40	S904612586	250023889	8,33

ARO

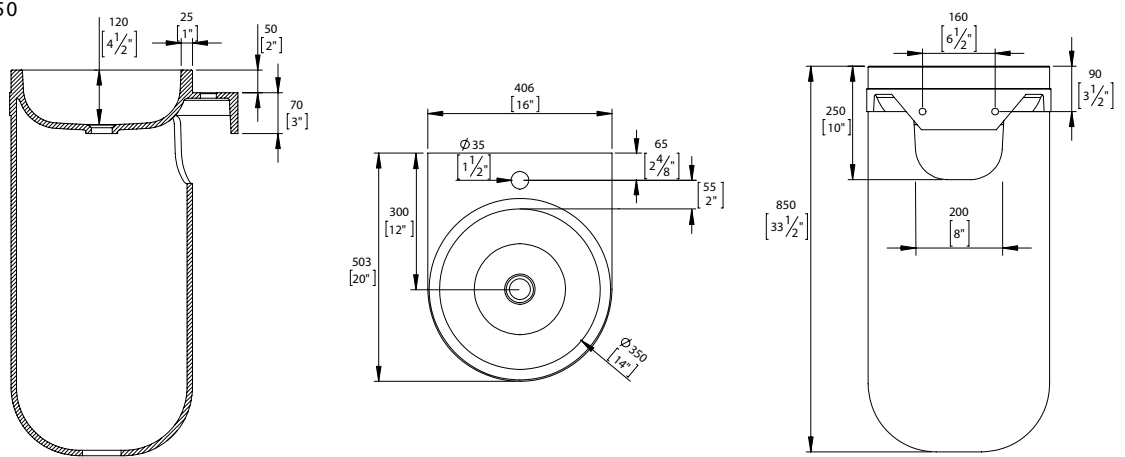
lavabo a suelo · floor standing washbasin · lavabo au sol

40x50 · 85h

Aro Series



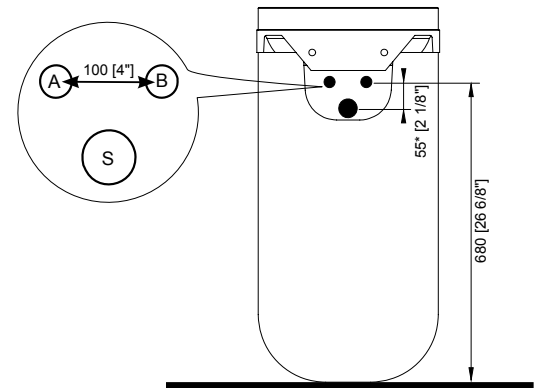
40 x 50



Aro Series




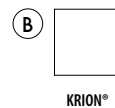

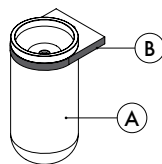
PREINSTALACIÓN • PRE-INSTALLING • PRE-INSTALLATION

- A** AGUA CALIENTE
HOT WATER
EAU CHAUDE
- B** AGUA FRÍA
COLD WATER
EAU FROIDE
- S** SIFÓN
BOTTLE TRAP
SIPHON

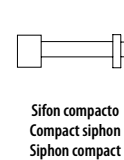
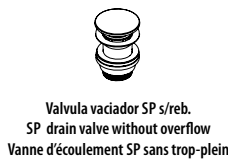


* La cota varía dependiendo el sifón instalado - The height will vary depending on the type of syphon installed - La cote varie selon le siphon installé.

COLORES • COLOURS • COULEURS



EQUIPAMIENTO • EQUIPMENT • EQUIPEMENT



DATOS DE EXPEDICIÓN • EXPEDITION DATA • DONNÉES D'EXPÉDITION

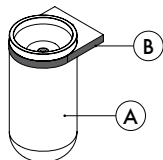
DIMENSIONES DIMENSIONS DIMENSIONS	VOLUMEN VOLUME VOLUME	PESO NETO NET WEIGHT POIDS NET	PESO BRUTO GROSS WEIGHT POIDS BRUT
L 48 cm W 57,5 cm H 92,5 cm	0,26 m ³	29 Kg	43 Kg

ARO

LAVABO A SUELO KRION® 40x50x85 · KRION™ FLOOR STANDING WASHBASIN 40x50x85 ·

LAVABO AU SOL KRION® 40x50x85


Lavabo KRION® · KRION™ washbasin · Lavabo KRION®



A	B	REF. KEA KEA CODE CODE KEA	REF. SAP SAP CODE CODE SAP	PUNTOS POINTS POINTS
		S502700019	100170922	2.568,32
		S502700020	100170916	2.918,48
		S502700021	100170899	2.918,48
		S502700024	100170923	2.918,48
		S502700022	100170932	2.918,48
		S502700023	100170933	2.918,48

Aro Series

ACCESORIOS · ACCESSORIES · ACCESSOIRES



DESCRIPCIÓN DESCRIPTION DESCRIPTION	COLOR COLOUR COULEUR	REF. KEA KEA CODE CODE KEA	REF. SAP SAP CODE CODE SAP	PUNTOS POINTS POINTS
Valvula vaciador SP s/reb. Cromo · SP chrome drain valve without overflow · Vanne d'écoulement SP sans trop-plein chromée		S809500080	100106053	40,16
		S809500092	100143622	78,16
Sifon compacto cromo + espaciador · Compact chrome siphon + spacer · Siphon compact chromée + spacer		S809500096	100173598	272,89

ARO

lavabo suspendido · wall-hung washbasin · lavabo suspendu

40x50 · 30h

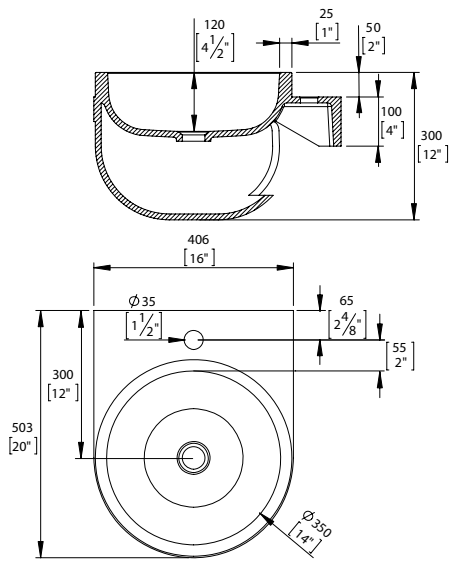
80x50 · 30h

130x50 · 30h

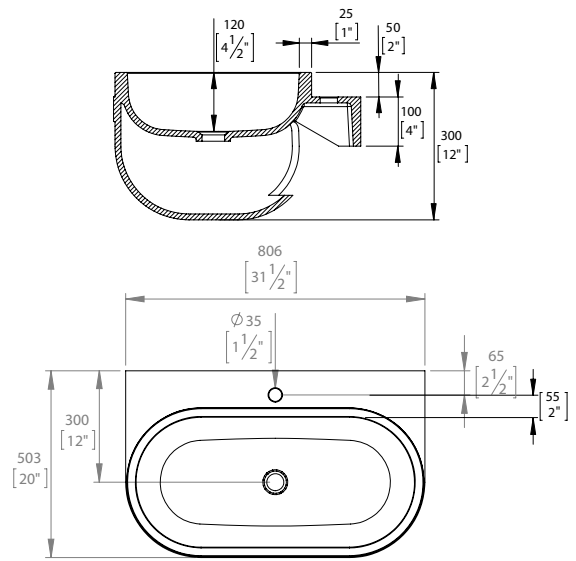
Aro Series



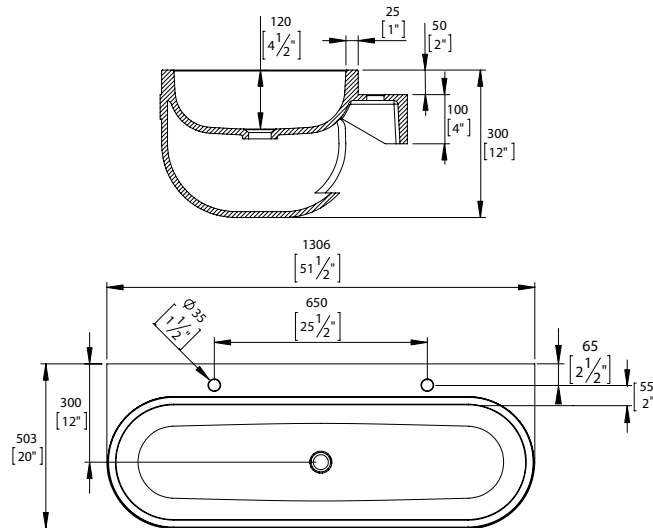
40 x 50



80 x 50



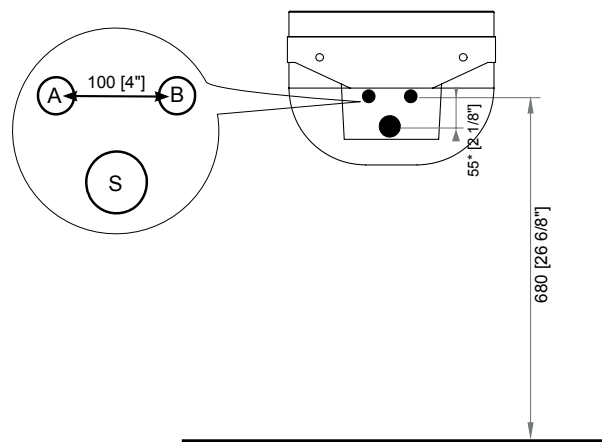
130 x 50



PREINSTALACIÓN • PRE-INSTALLING • PRE-INSTALLATION

- | | | |
|--|---|--|
| <p>A AGUA CALIENTE
HOT WATER
EAU CHAUDE</p> | <p>B AGUA FRÍA
COLD WATER
EAU FROIDE</p> | <p>S SIFÓN
BOTTLE TRAP
SIPHON</p> |
|--|---|--|

40 x 50



* La cota varía dependiendo el sifón instalado.
The height will vary depending on the type of syphon installed. · La cote varie selon le siphon installé.

ARO

CARACTERÍSTICAS • FEATURES • CARACTERISTIQUES

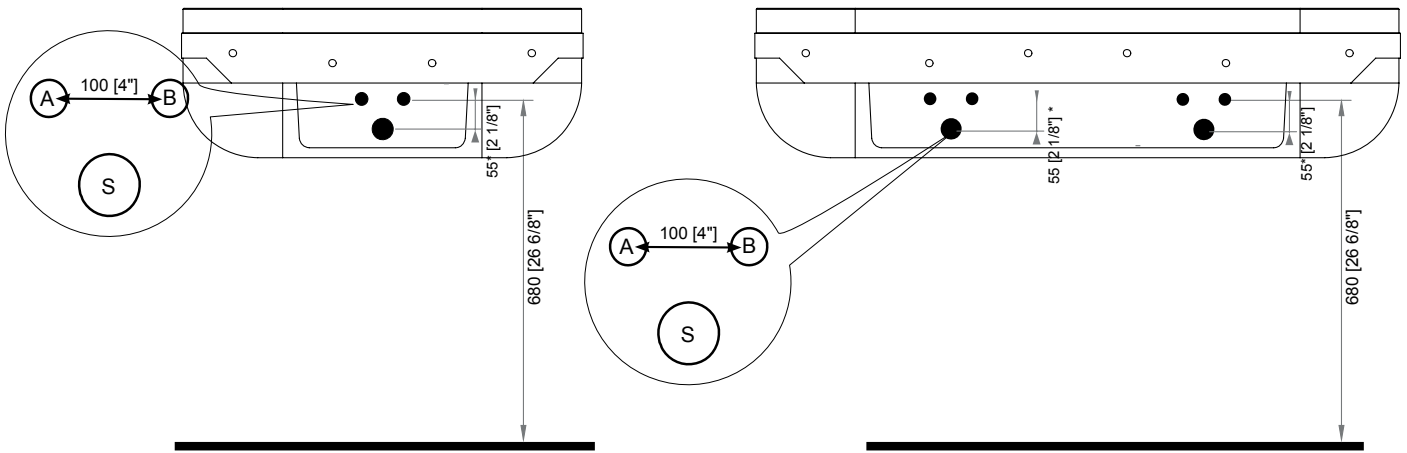
CLASS

PREINSTALACIÓN • PRE-INSTALLING • PRE-INSTALLATION

80 x 50

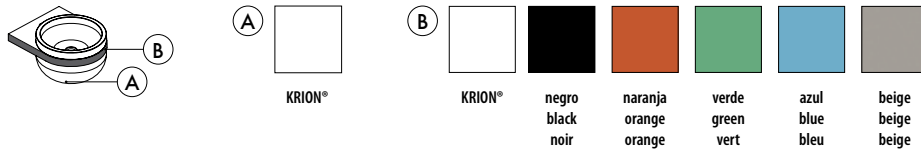
130 x 50

Aro Series

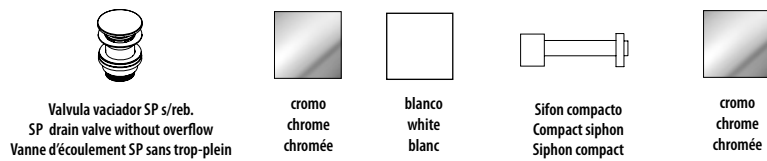


* La cota varía dependiendo el sifón instalado -
The height will vary depending on the type of syphon installed - La cote varie selon le siphon installé.

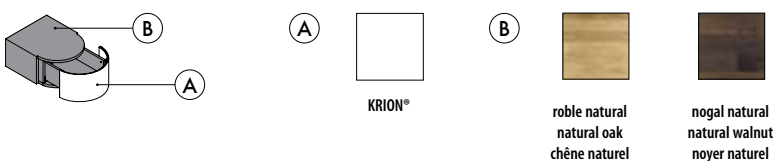
COLORES • COLOURS • COULEURS



EQUIPAMIENTO • EQUIPMENT • EQUIPEMENT



ACCESORIOS • ACCESSORIES • ACCESSOIRES

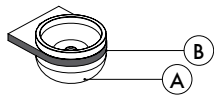


MODELO MODEL MODEL	DIMENSIONES DIMENSIONS DIMENSIONS	VOLUMEN VOLUME VOLUME	PESO NETO NET WEIGHT POIDS NET	PESO BRUTO GROSS WEIGHT POIDS BRUT
Lavabo suspendido ARO 40x50 · ARO wall-hung washbasin washbasin 40x50 · Lavabo suspendu ARO 40x50	L 48 cm W 57,5 cm H 37,5 cm	0,10 m ³	15 Kg	19,5 Kg
Lavabo suspendido ARO 80x50 · ARO wall-hung hand basin washbasin 80x50 · Lave-mains suspendu ARO 80x50	L 88 cm W 57,5 cm H 37,5 cm	0,19 m ³	27 Kg	37,5 Kg
Lavabo suspendido ARO 130x50 · ARO wall-hung hand basin washbasin 130x50 · Lave-mains suspendu ARO 130x50	L 138 cm W 57,5 cm H 37,5 cm	0,30 m ³	41,5 Kg	54 Kg
Mueble Aro 40 · Aro 40 bathroom unit · Meuble Aro 40	L 53 cm W 62,7 cm H 36 cm	0,11 m ³	13,5 Kg	15,5 Kg
Mueble Aro 80 · Aro 80 bathroom unit · Meuble Aro 80	L 93 cm W 62,7 cm H 36 cm	0,20 m ³	23,5 Kg	26,0 Kg
Mueble Aro 130 · Aro 130 bathroom unit · Meuble Aro 130	L 143 cm W 62,7 cm H 36 cm	0,32 m ³	35,7 Kg	38,7 Kg

ARO

LAVABO SUSPENDIDO KRION® 40x50 · KRION™ WALL-HUNG WASHBASIN 40x50 · LAVABO SUSPENDU KRION® 40x50

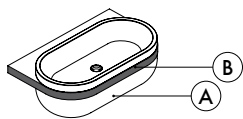
Lavabo KRION® · KRION™ washbasin · Lavabo KRION®



A	B	REF. KEA KEA CODE CODE KEA	REF. SAP SAP CODE CODE SAP	PUNTOS POINTS POINTS
□	□	S502700007	100170893	983,65
	■	S502700017	100170895	1.167,44
	■	S502700006	100170894	1.167,44
	■	S502700016	100170920	1.167,44
	■	S502700005	100170889	1.167,44
	■	S502700001	100170912	1.167,44


LAVABO KRION® 80x50 · KRION™ WALL-HUNG WASHBASIN 80x50 · LAVE-MAINS SUSPENDU KRION® 80x50

Lavamanos KRION® · KRION™ washbasin · Lave-mains KRION®



A	B	REF. KEA KEA CODE CODE KEA	REF. SAP SAP CODE CODE SAP	PUNTOS POINTS POINTS
□	□	S502700018	100170898	1.442,98
	■	S502700003	100170908	1.657,73
	■	S502700004	100170907	1.657,73
	■	S502700002	100170909	1.657,73
	■	S502700015	100170913	1.657,73
	■	S502700008	100170897	1.657,73

ACCESORIOS · ACCESSORIES · ACCESSOIRES

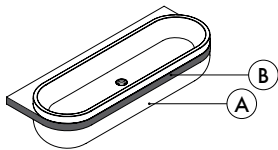


DESCRIPCIÓN DESCRIPTION DESCRIPTION	COLOR COLOUR COULEUR	REF. KEA KEA CODE CODE KEA	REF. SAP SAP CODE CODE SAP	PUNTOS POINTS POINTS
Valvula vaciador SP s/reb. Cromo · SP chrome drain valve without overflow · Vanne d'écoulement SP sans trop-plein chromée	■	S809500080	100106053	40,16
	□	S809500092	100143622	78,16
Sifon compacto cromo + espaciador · Compact chrome siphon + spacer · Siphon compact chromée + spacer	■	S809500096	100173598	272,89

ARO

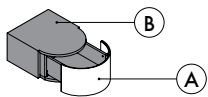
LAVABO KRION® 130x50 • KRION™ WALL-HUNG WASHBASIN 130x50 • LAVE-MAINS SUSPENDU KRION® 130x50

Lavamanos KRION® • KRION™ washbasin • Lave-mains KRION®.



A	B	REF. KEA KEA CODE CODE KEA	REF. SAP SAP CODE CODE SAP	PUNTOS POINTS POINTS
□	□	S502700012	100170921	1.806,94
	■	S502700010	100170896	2.043,45
	■	S502700011	100170930	2.043,45
	■	S502700009	100170931	2.043,45
	■	S502700014	100170914	2.043,45
	■	S502700013	100170915	2.043,45

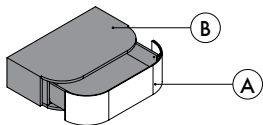
ACCESORIOS 40 • ACCESSORIES 40 • ACCESSOIRES 40



DESCRIPCIÓN DESCRIPTION DESCRIPTION	A	B	REF. KEA KEA CODE CODE KEA	REF. SAP SAP CODE CODE SAP	PUNTOS POINTS POINTS
Cajón Aro 40 · Aro 40 drawer · Tiroir Aro 40	□	■	S804800006	100172859	1.514,48
		■	S804800005	100172877	1.543,94

* Se aconseja para lavabo suspendido ARO 40 · It's advised to ARO 40 wall-hung washbasin · Il est conseillé de lavabo suspendu ARO 40.

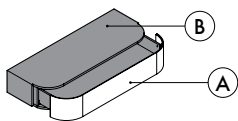
ACCESORIOS 80 • ACCESSORIES 80 • ACCESSOIRES 80



DESCRIPCIÓN DESCRIPTION DESCRIPTION	A	B	REF. KEA KEA CODE CODE KEA	REF. SAP SAP CODE CODE SAP	PUNTOS POINTS POINTS
Cajón Aro 80 · Aro 80 drawer · Tiroir Aro 80	□	■	S804800003	100172865	1.885,34
		■	S804800004	100172864	1.908,95

* Se aconseja para lavabo suspendido ARO 80 · It's advised to ARO 80 wall-hung washbasin · Il est conseillé de lavabo suspendu ARO 80.


ACCESORIOS 130 • ACCESSORIES 130 • ACCESSOIRES 130



DESCRIPCIÓN DESCRIPTION DESCRIPTION	A	B	REF. KEA KEA CODE CODE KEA	REF. SAP SAP CODE CODE SAP	PUNTOS POINTS POINTS
Cajón Aro 130 · Aro 130 drawer · Tiroir Aro 130	□	■	S804800002	100172876	2.387,25
		■	S804800001	100172875	2.422,67

* Se aconseja para lavabo suspendido ARO 130 · It's advised to ARO 130 wall-hung washbasin · Il est conseillé de lavabo suspendu ARO 130.

ACCESORIOS • ACCESSORIES • ACCESSOIRES



DESCRIPCIÓN DESCRIPTION DESCRIPTION	COLOR COLOUR COULEUR	REF. KEA KEA CODE CODE KEA	REF. SAP SAP CODE CODE SAP	PUNTOS POINTS POINTS
Valvula vaciador SP s/reb. Cromo · SP chrome drain valve without overflow · Vanne d'écoulement SP sans trop-plein chromée	■	S809500080	100106053	40,16
	□	S809500092	100143622	78,16
Sifon compacto cromo + espaciador · Compact chrome siphon + spacer · Siphon compact chromée + spacer	■	S809500096	100173598	272,89

Aro Series

ARO

lavabo on top · on top hand basin · lavabo on top

Ø45 · 18h

encimera on top · on top worktop · plan vasque on top

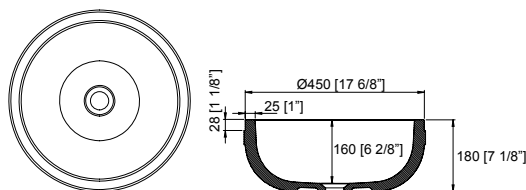
80 x 55 · 5h

130 x 55 · 5h

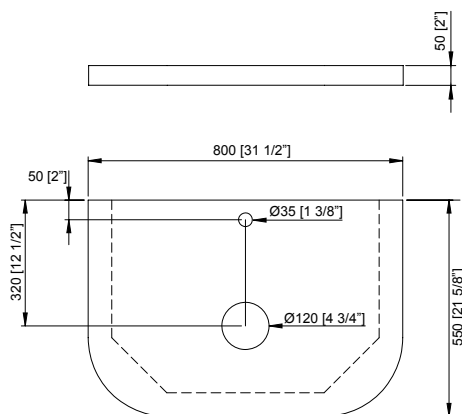
Aro Series



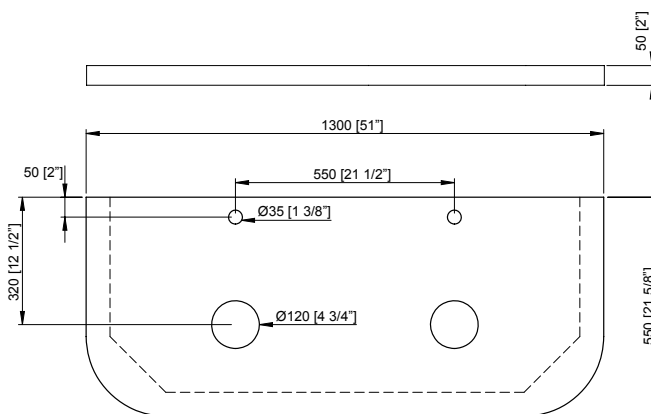
LAVABO ARO ON TOP Ø45 · 18h
 ARO ON TOP Ø45 · 18h HAND BASINS
 LAVABO ARO ON TOP Ø45 · 18h



ENCIMERA ARO ON TOP 80 x 55
 ARO ON TOP 80 x 55 WORKTOP
 PLAN VASQUE ARO ON TOP 80 x 55



ENCIMERA ARO ON TOP 130 x 55 (DOUBLE, DER, IZQ)
 ARO ON TOP 130 x 55 WORKTOP (DOUBLE, RIGHT, LEFT)
 PLAN VASQUE ARO ON TOP 130 x 55 (DOUBLE, DROITE, GAUCHE)

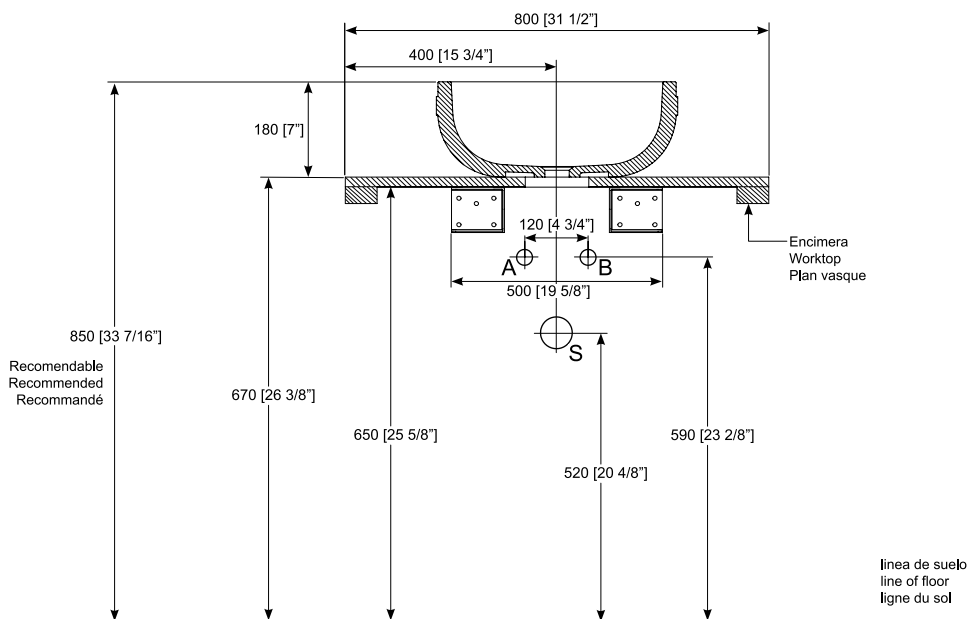


Aro Series

PREINSTALACIÓN · PRE-INSTALLING · PRE-INSTALLATION

A	AGUA CALIENTE HOT WATER EAU CHAUDE	B	AGUA FRÍA COLD WATER EAU FROIDE	S	SIFÓN BOTTLE TRAP SIPHON
----------	--	----------	---------------------------------------	----------	--------------------------------

ENCIMERA ARO ON TOP 80 x 55
 ARO ON TOP 80 x 55 WORKTOP
 PLAN VASQUE ARO ON TOP 80 x 55



* La cota varía dependiendo el sifón instalado -
 The height will vary depending on the type of syphon installed -
 La cote varie selon le siphon installé.

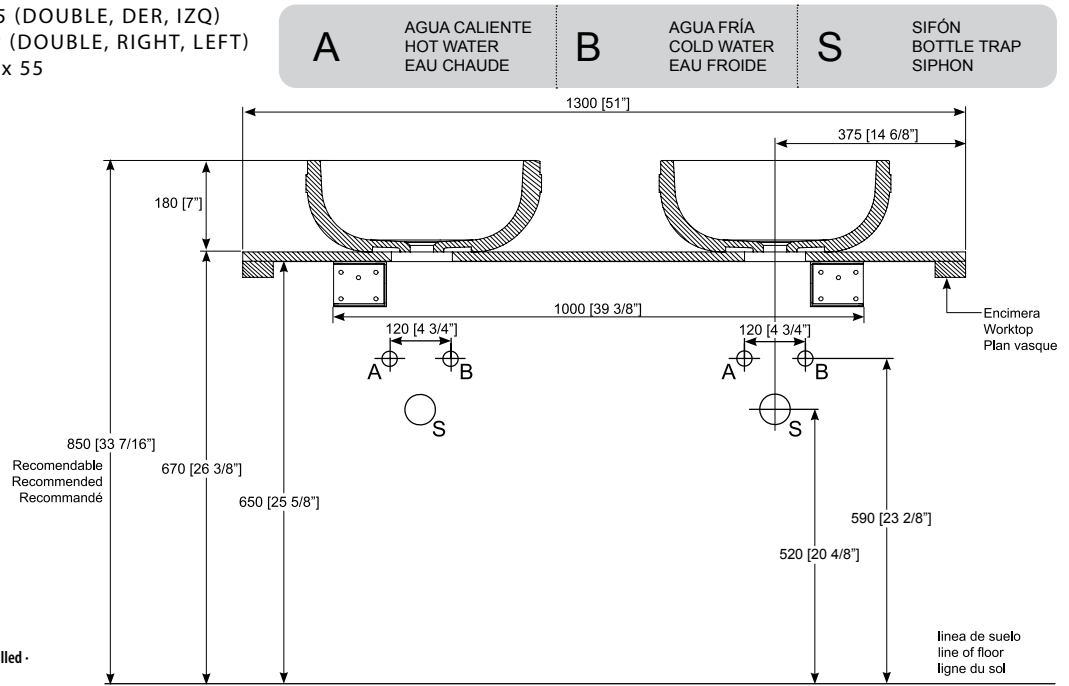
ARO

CARACTERÍSTICAS • FEATURES • CARACTERISTIQUES

CLASS

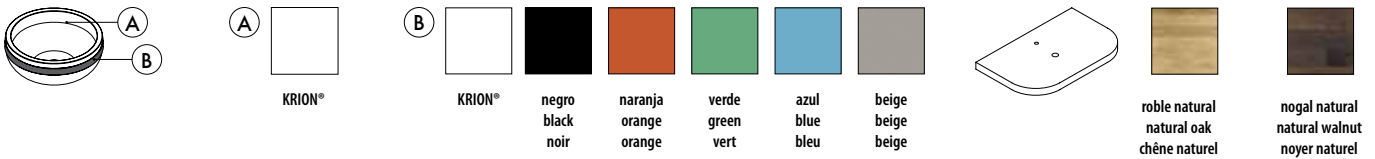
PREINSTALACIÓN • PRE-INSTALLING • PRE-INSTALLATION

ENCIMERA ARO ON TOP 130 x 55 (DOUBLE, DER, IZO)
 ARO ON TOP 130 x 55 WORKTOP (DOUBLE, RIGHT, LEFT)
 PLAN VASQUE ARO ON TOP 130 x 55
 (DOUBLE, DROITE, GAUCHE)

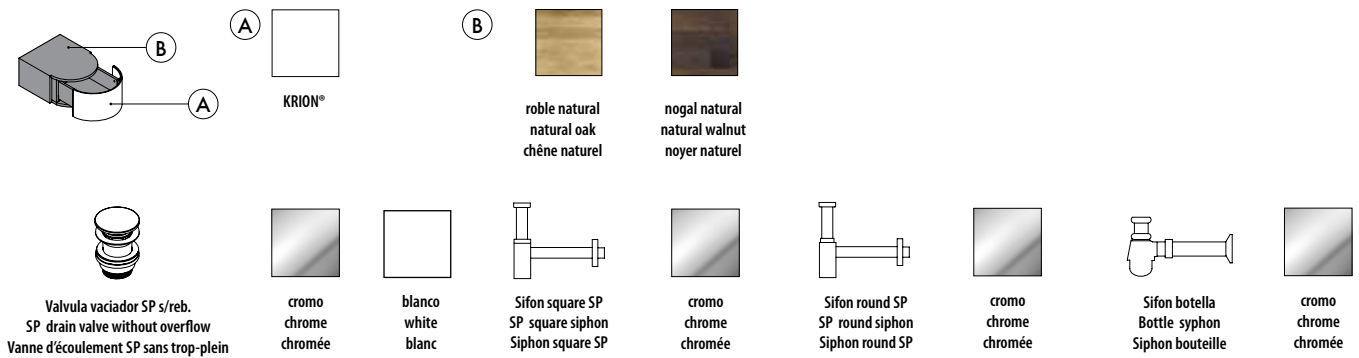


* La cota varía dependiendo el sifón instalado -
 The height will vary depending on the type of siphon installed -
 La cote varie selon le siphon installé.

COLORES • COLOURS • COULEURS



ACCESORIOS • ACCESSORIES • ACCESSOIRES



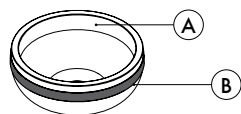
DATOS DE EXPEDICIÓN • EXPEDITION DATA • DONNÉES D'EXPÉDITION

MODELO MODEL MODEL	DIMENSIONES DIMENSIONS DIMENSIONS	VOLUMEN VOLUME VOLUME	PESO NETO NET WEIGHT POIDS NET	PESO BRUTO GROSS WEIGHT POIDS BRUT
Lavabo ARO ON TOP Ø45 · 18h · ARO ON TOP Ø45 · 18h Hand basins · Lavabo ARO ON TOP Ø45 · 18h	L 53 cm W 53 cm H 25,5 cm	0,07 m ³	14 Kg	18,5 Kg
Encimera ARO ON TOP 80 x 55 · ARO ON TOP 80 x 55 worktop · Plan vasque ARO ON TOP 80 x 55	L 101 cm W 66 cm H 16 cm	0,11 m ³	10 Kg	12 Kg
Encimera ARO ON TOP 130 x 55 · ARO ON TOP 130 x 55 worktop · Plan vasque ARO ON TOP 130 x 55	L 151 cm W 66 cm H 16 cm	0,16 m ³	14,5 Kg	17,5 Kg

ARO

LAVABO KRION® Ø45 • KRION™ HAND BASIN Ø45 • LAVABO KRION® Ø45

Lavabo KRION® • KRION™ hand basin • Plans vasque KRION®.



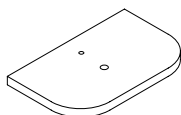
A	B	REF. KEA KEA CODE CODE KEA	REF. SAP SAP CODE CODE SAP	PUNTOS POINTS POINTS
□	□	S502800003	100170917	958,24
	■	S502800005	100170942	1.105,29
	■	S502800006	100170924	1.105,29
	■	S502800004	100170925	1.105,29
	■	S502800002	100170940	1.105,29
	■	S502800001	100170941	1.105,29

* Para encimera Aro On Top 80 y Encimera Aro On Top 130.
 * For Aro On Top 80 worktop and Aro On Top 130 worktop.
 * Pour plan vasque Aro On Top 80 et plan vasque Aro On Top 130.

Aro Series

ENCIMERA ON TOP KRION® 80 • KRION™ ON TOP WORKTOP 80 • PLAN VASQUE ON TOP KRION® 80

Encimera para instalación de un lavabo On Top • Top washbasin worktop • Plan Vasque pour installation d'un lavabo Top

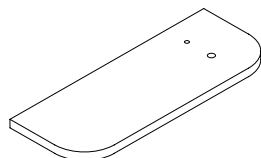


COLOR COLOUR COULEUR	REF. KEA KEA CODE CODE KEA	REF. SAP SAP CODE CODE SAP	PUNTOS POINTS POINTS
■	S502600002	100170283	536,89
■	S502600001	100170269	566,35

* Lavabo no incluido - Washbasin not included - Plan Vasque ne sont pas inclus

ENCIMERA ON TOP KRION® 130, DERECHA • KRION™ ON TOP WORKTOP 130, RIGHT • PLAN VASQUE ON TOP KRION® 130, DROITE

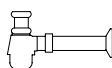
Encimera para instalación de un lavabo On Top • Top washbasin worktop • Plan Vasque pour installation d'un lavabo Top



COLOR COLOUR COULEUR	REF. KEA KEA CODE CODE KEA	REF. SAP SAP CODE CODE SAP	PUNTOS POINTS POINTS
■	S502600004	100170292	737,47
■	S502600003	100170284	784,66

* Lavabo no incluido - Washbasin not included - Plan Vasque ne sont pas inclus

ACCESORIOS • ACCESSORIES • ACCESSOIRES

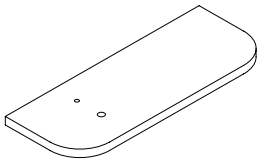


DESCRIPCIÓN DESCRIPTION DESCRIPTION	COLOR COLOUR COULEUR	REF. KEA KEA CODE CODE KEA	REF. SAP SAP CODE CODE SAP	PUNTOS POINTS POINTS
Valvula vaciador SP s/reb. Cromo • SP chrome drain valve without overflow • Vanne d'écoulement SP sans trop-plein chromée	■	S809500080	100106053	40,16
	□	S809500092	100143622	78,16
Sifon square SP cromo • SP chrome square siphon • Siphon square SP chromée	■	S809500079	100106046	217,64
Sifon round SP cromo • SP chrome round siphon • Siphon round SP chromée	■	S809500078	100106048	127,35
Sifon botella cromo • Bottle chrome syphon • Siphon bouteille chromée	■	S809500077	100106045	42,45

ARO

ENCIMERA ON TOP KRION® 130, IZQUIERDA • KRION™ ON TOP WORKTOP 130, LEFT • PLAN VASQUE ON TOP KRION® 130, GAUCHE

Encimera para instalación de un lavabo On Top • Top washbasin worktop • Plan Vasque pour installation d'un lavabo Top

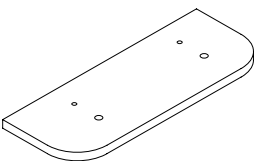


COLOR COLOUR COULEUR	REF. KEA KEA CODE CODE KEA	REF. SAP SAP CODE CODE SAP	PUNTOS POINTS POINTS
	S502600006	100170272	737,47
	S502600005	100170300	784,66

* Lavabo no incluido • Washbasin not included • Plan Vasque ne sont pas inclus

ENCIMERA ON TOP KRION® 130 • KRION™ ON TOP WORKTOP 130 • PLAN VASQUE ON TOP KRION® 130

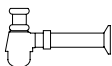
Encimera para instalación de dos lavabos On Top • Top washbasin worktop • Plan Vasque pour installation 2 vasques Top



COLOR COLOUR COULEUR	REF. KEA KEA CODE CODE KEA	REF. SAP SAP CODE CODE SAP	PUNTOS POINTS POINTS
	S502600008	100170285	737,47
	S502600007	100170301	784,66

* Lavabo no incluido • Washbasin not included • Plan Vasque ne sont pas inclus

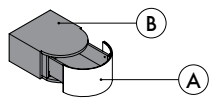
ACCESORIOS • ACCESSORIES • ACCESSOIRES



DESCRIPCIÓN DESCRIPTION DESCRIPTION	COLOR COLOUR COULEUR	REF. KEA KEA CODE CODE KEA	REF. SAP SAP CODE CODE SAP	PUNTOS POINTS POINTS
Valvula vaciador SP s/reb. Cromo • SP chrome drain valve without overflow • Vanne d'écoulement SP sans trop-plein chromée		S809500080	100106053	40,16
		S809500092	100143622	78,16
Sifon square SP cromo • SP chrome square siphon • Siphon square SP chromée		S809500079	100106046	217,64
Sifon round SP cromo • SP chrome round siphon • Siphon round SP chromée		S809500078	100106048	127,35
Sifon botella cromo • Bottle chrome syphon • Siphon bouteille chromée		S809500077	100106045	42,45

ARO

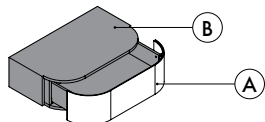
ACCESORIOS 40 • ACCESSORIES 40 • ACCESSOIRES 40



DESCRIPCIÓN DESCRIPTION DESCRIPTION	A	B	REF. KEA KEA CODE CODE KEA	REF. SAP SAP CODE CODE SAP	PUNTOS POINTS POINTS
Cajón Aro 40 · Aro 40 drawer · Tiroir Aro 40			S804800006	100172859	1.514,48
			S804800005	100172877	1.543,94

* Se aconseja para lavabo suspendido ARO 40 · It's advised to ARO 40 wall-hung washbasin · Il est conseillé de lavabo suspendu ARO 40.

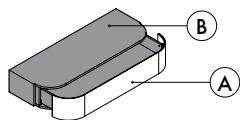
ACCESORIOS 80 • ACCESSORIES 80 • ACCESSOIRES 80



DESCRIPCIÓN DESCRIPTION DESCRIPTION	A	B	REF. KEA KEA CODE CODE KEA	REF. SAP SAP CODE CODE SAP	PUNTOS POINTS POINTS
Cajón Aro 80 · Aro 80 drawer · Tiroir Aro 80			S804800003	100172865	1.885,34
			S804800004	100172864	1.908,95

* Se aconseja para lavabo suspendido ARO 80 · It's advised to ARO 80 wall-hung washbasin · Il est conseillé de lavabo suspendu ARO 80.

ACCESORIOS 130 • ACCESSORIES 130 • ACCESSOIRES 130



DESCRIPCIÓN DESCRIPTION DESCRIPTION	A	B	REF. KEA KEA CODE CODE KEA	REF. SAP SAP CODE CODE SAP	PUNTOS POINTS POINTS
Cajón Aro 130 · Aro 130 drawer · Tiroir Aro 130			S804800002	100172876	2.387,25
			S804800001	100172875	2.422,67

* Se aconseja para lavabo suspendido ARO 130 · It's advised to ARO 130 wall-hung washbasin · Il est conseillé de lavabo suspendu ARO 130.

Aro Series

ARO

platos · shower trays · receveurs

90x90 · 5h

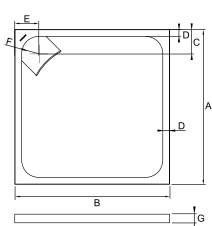
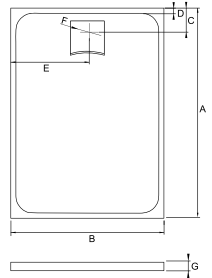
120x80 · 5h

140x80 · 5h

160x90 · 5h

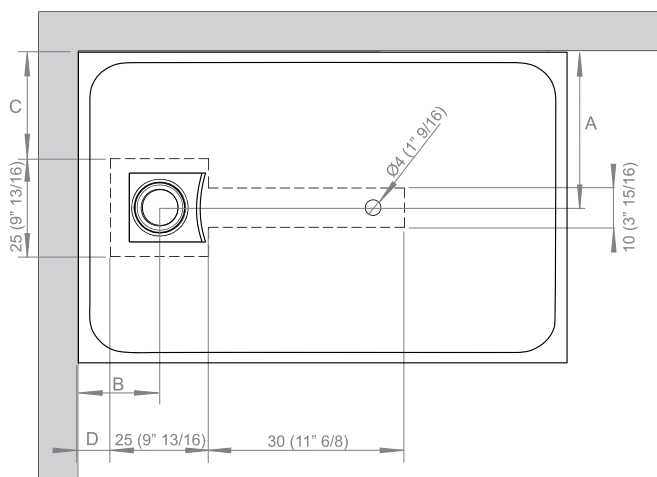
Aro Series




	MODELO/ MODEL/ MODÈLE	A	B	C	D	E	F	G
	90 x 90	90	90	12,5	4	12,5	∅9	5
	120 x 80	120	80	17	4	40	∅9	5
	140 x 80	140	80	17	4	40	∅9	5
	160 x 90	160	90	17	4	45	∅9	5

Aro Series

PREINSTALCIÓN • PRE-INSTALLING • PRE-INSTALLATION



	X	Y	A	B	C	D
90x90	90	90	12,5	12,5	0	0
120x80	120	80	40	17	27,5	4,5
140x80	140		45		32,5	
160x90	160	90	45			



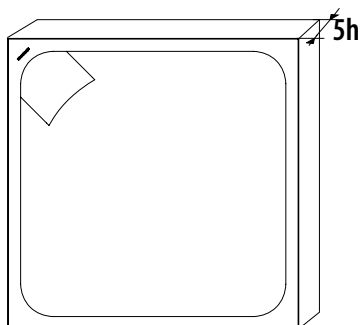
blanco KRION®
KRION™ white
blanc KRION®



desagüe 90 mm
waste 90 mm
vidage 90 mm


	DIMENSIONES DIMENSIONS DIMENSIONS	VOLUMEN VOLUME VOLUME	PESO NETO NET WEIGHT POIDS NET	PESO BRUTO GROSS WEIGHT POIDS BRUT	UDS. PALET PALLET UNITS UNITÉS PALLET
90 x 90	L 98 cm W 97,5 cm H 12,5 cm	0,12 m ³	25 Kg	27 Kg	6
120 x 80	L 128 cm W 87,5 cm H 12,5 cm	0,14 m ³	30 Kg	32 Kg	6
140 x 80	L 148 cm W 87,5 cm H 12,5 cm	0,16 m ³	34,5 Kg	37 Kg	6
160 x 90	L 168 cm W 97,5 cm H 12,5 cm	0,20 m ³	43 Kg	46 Kg	6

ARO



DIMENSIONES DIMENSIONS FORMAT	REF. KEA KEA CODE CODE KEA	REF. SAP SAP CODE CODE SAP	PUNTOS POINTS POINTS
90x90 • 5h	S221500001	100172943	1.101,57

ARO



DIMENSIONES DIMENSIONS FORMAT	REF. KEA KEA CODE CODE KEA	REF. SAP SAP CODE CODE SAP	PUNTOS POINTS POINTS
120x80 • 5h	S221500004	100172942	1.254,39
140x80 • 5h	S221500003	100172952	1.467,93
160x90 • 5h	S221500002	100172927	1.782,04

ACCESORIOS • ACCESSORIES • ACCESSOIRES



DESCRIPCIÓN DESCRIPTION DESCRIPTION	REF. KEA KEA CODE CODE KEA	REF. SAP SAP CODE CODE SAP	PUNTOS POINTS POINTS
Desagüe 90 mm • 90 mm waste • Vidage 90 mm	S904410002	100060526	28,03

NOTA: El desagüe no está incluido en ningún plato.

NOTE: Waste not included in any shower tray.

REMARQUE: Le vidage n'est pas inclus sur aucun receveur.

COLUMNA ARO

ARO COLUMN

COLONNE ARO

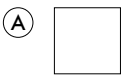
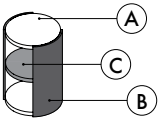


COLUMNA ARO · ARO COLUMN · COLONNE ARO

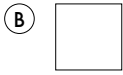
Columna con estantes y diversos acabados.

Column with shelves and different finishes.

Colonne disponible en diverses finitions.



KRION®



KRION®



negro
black
noir



naranja
orange
orange



verde
green
vert



azul
blue
bleu



beige
beige
beige



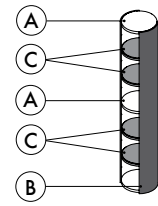
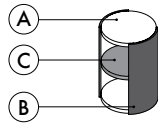
roble natural
natural oak
chêne naturel



nogal natural
natural walnut
noyer naturel



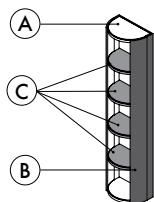
KRION®



DIMENSIONES DIMENSIONS FORMAT	A	B	REF. KEA KEA CODE CODE KEA	REF. SAP SAP CODE CODE SAP	PUNTOS POINTS POINTS
Ø35 x 50			S805300017	100173265	1.099,66
			S805300018	100173236	1.352,47
			S805300013	100173234	1.352,47
			S805300014	100173237	1.352,47
			S805300015	100173263	1.352,47
			S805300016	100173264	1.352,47
Ø35 x 180			S805300006	100173260	1.874,51
			S805300008	100173233	2.396,28
			S805300007	100173244	2.396,28
			S805300009	100173262	2.396,28
			S805300004	100173232	2.396,28
			S805300005	100173243	2.396,28

BALDA · SHELF · ETAGERE

C	REF. KEA KEA CODE CODE KEA	REF. SAP SAP CODE CODE SAP	PUNTOS POINTS POINTS
	S805400006	100173269	132,07
	S805400005	100173271	132,07
	S805400004	100173270	162,77



DIMENSIONES DIMENSIONS FORMAT	A	B	REF. KEA KEA CODE CODE KEA	REF. SAP SAP CODE CODE SAP	PUNTOS POINTS POINTS
35 x 152			S805300012	100173275	1.595,53
			S805300002	100173242	2.079,83
			S805300001	100173252	2.079,83
			S805300003	100173231	2.079,83
			S805300011	100173249	2.079,83
			S805300010	100173280	2.079,83

BALDA · SHELF · ETAGERE



C	REF. KEA KEA CODE CODE KEA	REF. SAP SAP CODE CODE SAP	PUNTOS POINTS POINTS
	S805400003	100173256	132,07
	S805400002	100173253	132,07
	S805400001	100173251	162,77

ESPEJO ARO

ARO MIRROR

MIROIR ARO

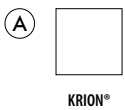
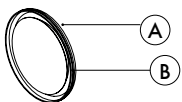


ESPEJO ARO • ARO MIRROR • MIROIR ARO

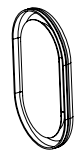
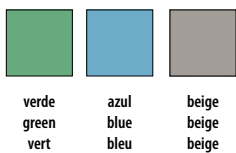

Espejo realizado en KRION® con luz y antivaho.

Mirror made of KRION™ with light and anti-mist coating.

Miroir fabriqué en KRION® avec lumineux et anti-buée.



KRION®



DIMENSIONES DIMENSIONS FORMAT	A	B	REF. KEA KEA CODE CODE KEA	REF. SAP SAP CODE CODE SAP	PUNTOS POINTS POINTS
Ø80 x 8			S804700022	100172745	1.070,01
			S804700033	100172727	1.269,67
			S804700026	100172747	1.269,67
			S804700034	100172728	1.269,67
			S804700039	100172719	1.269,67
			S804700035	100172736	1.269,67
		60 x 100 x 8			S804700038
	S804700027			100172749	1.425,89
	S804700036			100172752	1.425,89
	S804700025			100172760	1.425,89
	S804700037			100172750	1.425,89
	S804700031			100172756	1.425,89
150 x 90 x 8					S804700023
			S804700030	100172738	1.969,71
			S804700032	100172762	1.969,71
			S804700028	100172771	1.969,71
			S804700024	100172754	1.969,71
			S804700029	100172761	1.969,71

TOALLERO ARO

ARO TOWEL RAIL

PORTE-SERVIETTES ARO

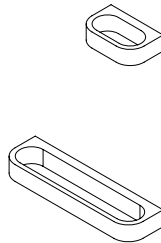
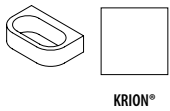


TOALLERO ARO · ARO TOWEL RAIL · PORTE-SERVIETTES ARO

Toallero realizado en KRION®.

Towel rail made of KRION™.

Porte-serviettes fabriquée en KRION®.



DIMENSIONES DIMENSIONS FORMAT	REF. KEA KEA CODE CODE KEA	REF. SAP SAP CODE CODE SAP	PUNTOS POINTS POINTS
15 x 9,5 · 4h	S805100001	100173177	164,76
35 x 9,5 · 4h	S805100002	100173191	239,69

ESTANTE ARO

ARO SHELF

ETAGERE ARO

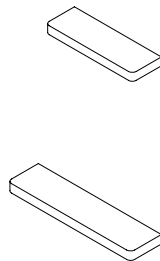
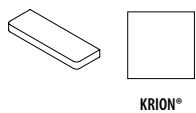


ESTANTE ARO · ARO SHELF · ETAGERE ARO

Estante rectangular en KRION®.

Rectangular shelf in KRION®.

Etagere rectangulaire en KRION®.



DIMENSIONES DIMENSIONS FORMAT	REF. KEA KEA CODE CODE KEA	REF. SAP SAP CODE CODE SAP	PUNTOS POINTS POINTS
45 x 15 · 4h	S804900001	100173168	382,00
60 x 15 · 4h	S804900002	100173187	441,94

BANQUETA ARO

ARO BENCH

BANQUETTE ARO



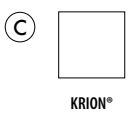
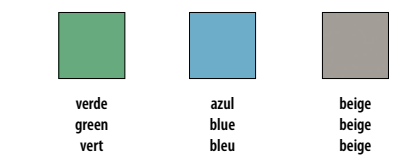

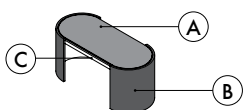
Aro Series

BANQUETA ARO · ARO BENCH · BANQUETTE ARO

Banqueta en diversos acabados.

Bench in different finishes.

Banquette disponible en diverses finitions.



DIMENSIONES DIMENSIONS FORMAT	A	B	REF. KEA KEA CODE CODE KEA	REF. SAP SAP CODE CODE SAP	PUNTOS POINTS POINTS
90 x 40 · 40h			S805200009	100173283	1.367,27
			S805200014	100173316	1.647,98
			S805200013	100173315	1.647,98
			S805200012	100173317	1.647,98
			S805200010	100173314	1.647,98
			S805200011	100173320	1.647,98
				S805200015	100173333
			S805200018	100173340	1.647,98
			S805200020	100173328	1.647,98
			S805200019	100173329	1.647,98
			S805200017	100173332	1.647,98
			S805200016	100173299	1.647,98



RAS series

La serie Ras incorpora nuevos elementos que optimizan su carácter modular, ofreciendo un amplio abanico de combinaciones y posibilidades. Bañera, encimeras y lavabos fabricados en KRION®, con desagüe oculto y embellecedor del mismo material. La serie se completa con una amplia gama de muebles auxiliares en diferentes acabados: roble, lacado tórtola, lacado negro y lacado blanco.

La suma de estos elementos proporciona a la serie Ras un alto grado de funcionalidad y personalización, con una estética depurada.

The Ras series has been extended to include new items that broaden its modular potential, allowing for a wide range of possible combinations. As well as its KRION™ bath, countertops and washbasins featuring a concealed drain and drain trim made of the same material, the series now includes a wide variety of complementary furniture in a variety of finishes: oak, tórtola lacquer, black lacquer, and white lacquer.

Thanks to its different components, the Ras series stands out for its functionality, refined visual appeal, and potential for customization.

La série Ras comporte de nouveaux éléments qui optimisent son caractère modulaire en multipliant ses possibilités de combinaison. Des baignoires, des tablettes et des lavabos fabriqués en KRION®, accompagnés d'écoulements invisibles et de garnitures faits dans le même matériau. La série est complétée par une vaste gamme de meubles auxiliaires en différentes finitions : chêne, laqué tórtola, laqué noir et laqué blanc.

L'ensemble de ces éléments dote la série Ras d'un niveau élevé de fonctionnalité et de personnalisation, ainsi que d'une esthétique épurée.



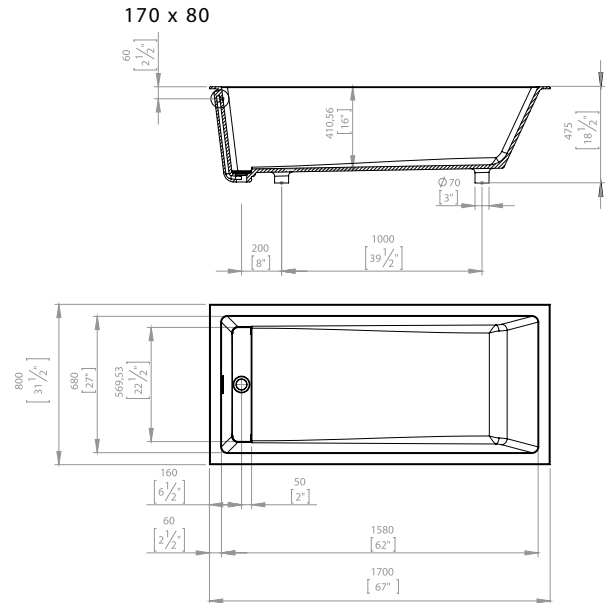
RAS

bañera · bath · baignoire

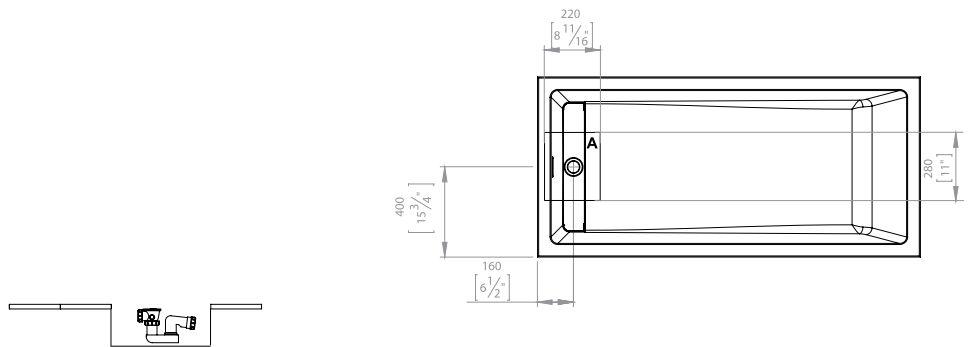
170x80 · 48h

Ras Series

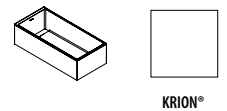




PREINSTALACIÓN • PRE-INSTALLING • PRE-INSTALLATION



COLORES • COLOURS • COULEURS



EQUIPAMIENTO • EQUIPMENT • EQUIPEMENT



DATOS DE EXPEDICIÓN • EXPEDITION DATA • DONNÉES D'EXPÉDITION

MODELO MODEL MODEL	DIMENSIONES DIMENSIONS DIMENSIONS	VOLUMEN VOLUME VOLUME	PESO NETO NET WEIGHT POIDS NET	PESO BRUTO GROSS WEIGHT POIDS BRUT
Bañera RAS 170x80 • RAS Bath 170x80 • Baignoire RAS 170x80	L 180 cm W 90 cm H 60 cm	0,97 m ³	165 Kg	194 Kg

RAS

170x80

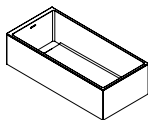



blanco KRION®
white KRION™
blanc KRION®

Volumen agua 300 l.
Water volume 300 l.
Volume d'eau 300 l.

FREE STANDING

Desagüe incluido.
Drain included.
Vidage inclus.



COLOR COLOUR COULEUR	REF. KEA KEA CODE CODE KEA	REF. SAP SAP CODE CODE SAP	PUNTOS POINTS POINTS
	S157700001	100157814	6.539,24

RAS

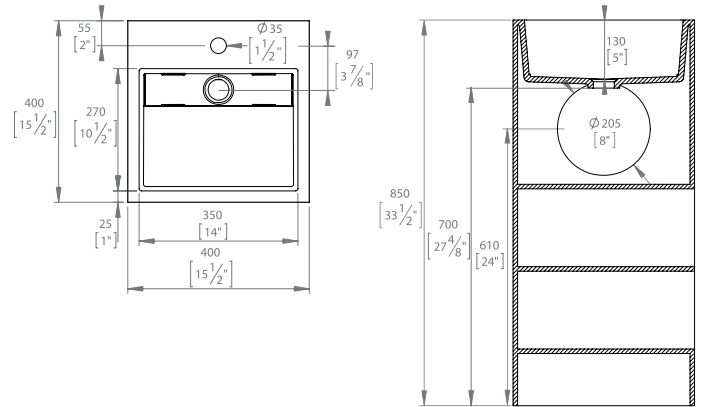
lavabo a suelo · floor standing washbasin · lavabo au sol

40x40 · 85h

Ras Series



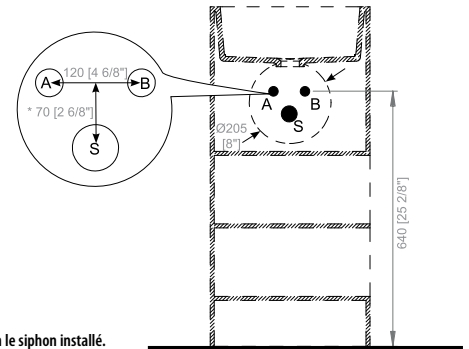
40 x 40



PREINSTALACIÓN • PRE-INSTALLING • PRE-INSTALLATION

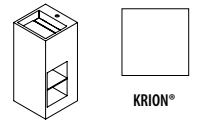
40 x 40

- A** AGUA CALIENTE
HOT WATER
EAU CHAUDE
- B** AGUA FRÍA
COLD WATER
EAU FROIDE
- S** SIFÓN
BOTTLE TRAP
SIPHON

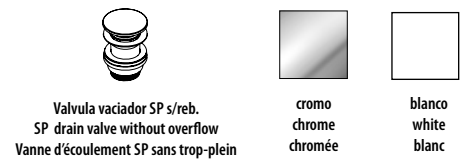


* La cota varía dependiendo el sifón instalado.
The height will vary depending on the type of syphon installed · La cote varie selon le siphon installé.

COLORES • COLOURS • COULEURS



EQUIPAMIENTO • EQUIPMENT • EQUIPEMENT



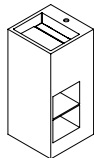
DATOS DE EXPEDICIÓN • EXPEDITION DATA • DONNÉES D'EXPÉDITION


MODELO MODEL MODEL	DIMENSIONES DIMENSIONS DIMENSIONS	VOLUMEN VOLUME VOLUME	PESO NETO NET WEIGHT POIDS NET	PESO BRUTO GROSS WEIGHT POIDS BRUT
Lavabo RAS 40x40x85 · RAS Washbasin 40x40x85 · Lavabo RAS 40x40x85	L 45 cm W 45 cm H 90 cm	0,20 m ³	38 Kg	40 Kg

RAS

LAVABO A SUELO KRION® 40x40x85 · KRION™ FLOOR STANDING WASHBASIN 40x40x85 ·



LAVABO AU SOL KRION® 40x40x85

Lavabo KRION® · KRION™ washbasin ·
Lavabo KRION®

COLOR COLOUR COULEUR	REF. KEA KEA CODE CODE KEA	REF. SAP SAP CODE CODE SAP	PUNTOS POINTS POINTS
	S502500003	100153771	2.628,39

ACCESORIOS · ACCESSORIES · ACCESSOIRES



DESCRIPCIÓN DESCRIPTION DESCRIPTION	COLOR COLOUR COULEUR	REF. KEA KEA CODE CODE KEA	REF. SAP SAP CODE CODE SAP	PUNTOS POINTS POINTS
Valvula vaciador SP s/reb. Cromo · SP chrome drain valve without overflow · Vanne d'écoulement SP sans trop-plein chromée		S809500080	100106053	40,16
		S809500092	100143622	78,16

RAS

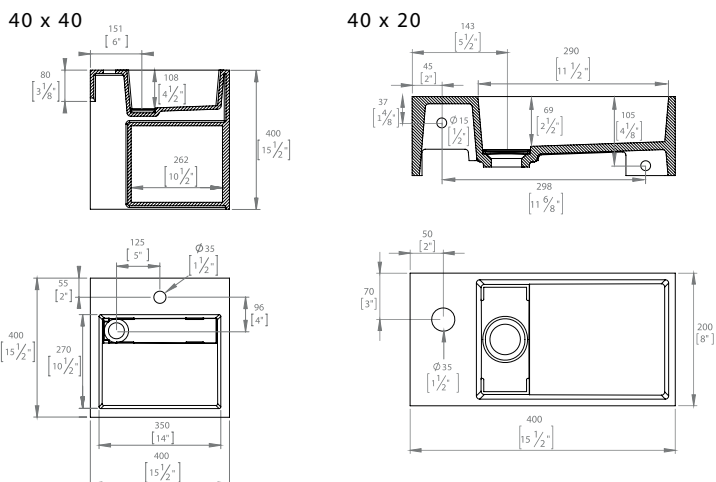
lavabo suspendido · wall-hung washbasin · lavabo suspendu

40x40 · 40h

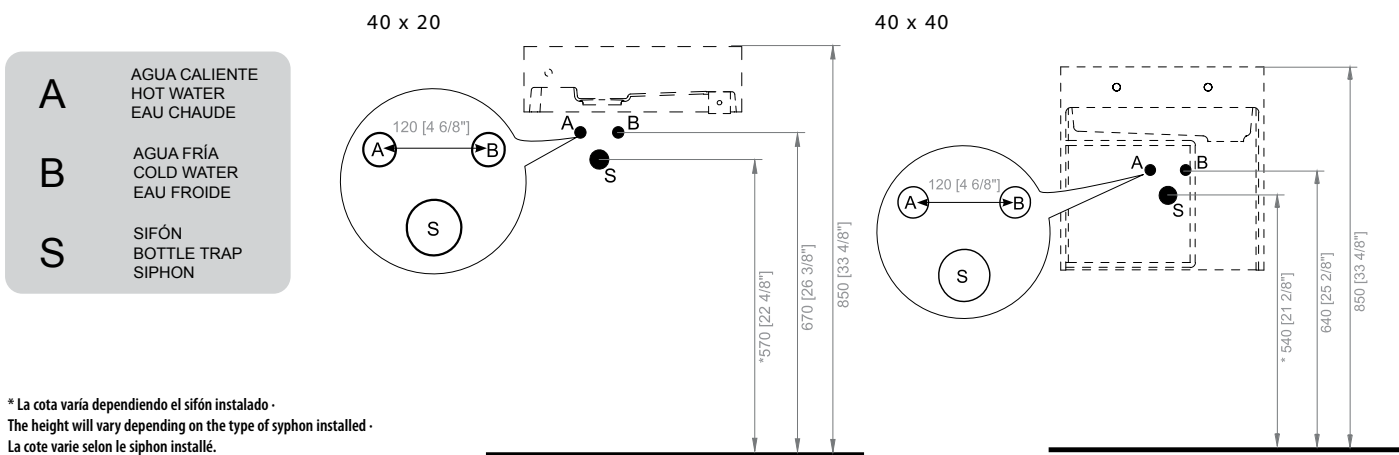
40x20 · 12h

Ras Series

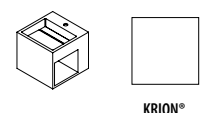




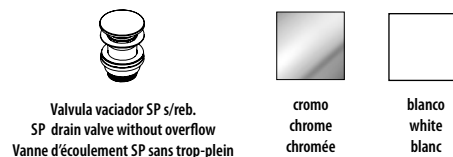
PREINSTALACIÓN • PRE-INSTALLING • PRE-INSTALLATION



COLORES • COLOURS • COULEURS



EQUIPAMIENTO • EQUIPMENT • EQUIPEMENT



DATOS DE EXPEDICIÓN • EXPEDITION DATA • DONNÉES D'EXPÉDITION

MODELO MODEL MODEL	DIMENSIONES DIMENSIONS DIMENSIONS	VOLUMEN VOLUME VOLUME	PESO NETO NET WEIGHT POIDS NET	PESO BRUTO GROSS WEIGHT POIDS BRUT
Lavabo suspendido RAS 40x40 · RAS wall-hung washbasin washbasin 40x40 · Lavabo suspendu RAS 40x40x85	L 45 cm W 45 cm H 45 cm	0,09 m ³	19 Kg	21 Kg
Lavamanos suspendido RAS 40x20 · RAS wall-hung hand basin washbasin 40x20 · Lave-mains suspendu RAS 40x20	L 45 cm W 25 cm H 17 cm	0,02 m ³	5 Kg	6 Kg

RAS

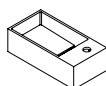
LAVABO SUSPENDIDO KRION® 40x40 · KRION™ WALL-HUNG WASHBASIN 40x40 · LAVABO SUSPENDU KRION® 40x40

Lavabo KRION® · KRION™ washbasin · Lavabo KRION®



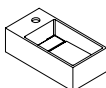
COLOR COLOUR COULEUR	REF. KEA KEA CODE CODE KEA	REF. SAP SAP CODE CODE SAP	PUNTOS POINTS POINTS
	S502500008	100153770	1.233,15

LAVAMANOS KRION® 40x20 · KRION™ WALL-HUNG HAND BASIN 40x20 · LAVE-MAINS SUSPENDU KRION® 40x20

Lavamanos KRION® derecha · KRION™ right hand basin ·
Lave-mains KRION® droite.

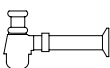
COLOR COLOUR COULEUR	REF. KEA KEA CODE CODE KEA	REF. SAP SAP CODE CODE SAP	PUNTOS POINTS POINTS
	S502500006	100153728	773,96

LAVAMANOS KRION® 40x20 · KRION™ WALL-HUNG HAND BASIN 40x20 · LAVE-MAINS SUSPENDU KRION® 40x20

Lavamanos KRION® izquierda · KRION™ left hand basin ·
Lave-mains KRION® gauche.

COLOR COLOUR COULEUR	REF. KEA KEA CODE CODE KEA	REF. SAP SAP CODE CODE SAP	PUNTOS POINTS POINTS
	S502500005	100153729	773,96

ACCESORIOS · ACCESSORIES · ACCESSOIRES



DESCRIPCIÓN DESCRIPTION DESCRIPTION	COLOR COLOUR COULEUR	REF. KEA KEA CODE CODE KEA	REF. SAP SAP CODE CODE SAP	PUNTOS POINTS POINTS
Valvula vaciador SP s/reb. Cromo · SP chrome drain valve without overflow · Vanne d'écoulement SP sans trop-plein chromée		S809500080	100106053	40,16
		S809500092	100143622	78,16
Sifon square SP cromo · SP chrome square siphon · Siphon square SP chromée		S809500079	100106046	217,64
Sifon round SP cromo · SP chrome round siphon · Siphon round SP chromée		S809500078	100106048	127,35
Sifon botella cromo · Bottle chrome syphon · Siphon bouteille chromée		S809500077	100106045	42,45

RAS

encimera · worktop · plan vasque

61x54 · 12h

80x54 · 12h

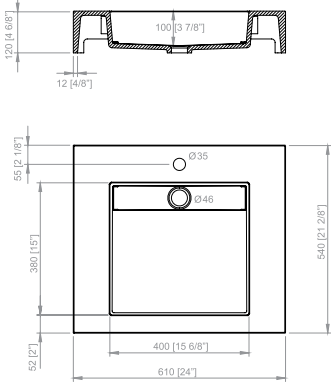
110x54 · 12h

152x54 · 12h

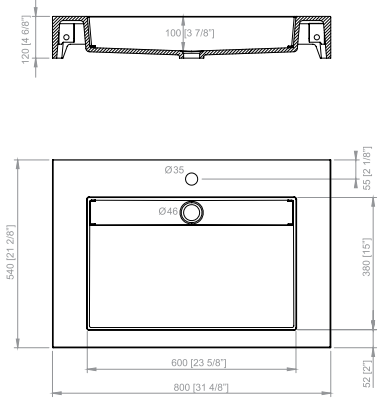
160x54 · 12h



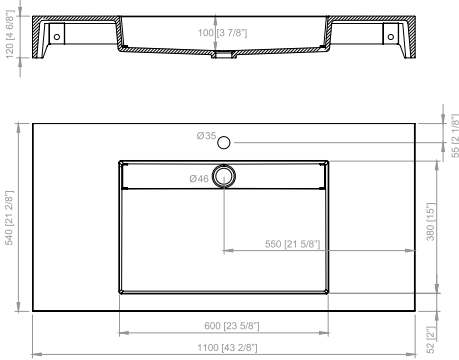
ENCIMERA RAS 61
 RAS 61 WORKTOP
 PLAN VASQUE RAS 61



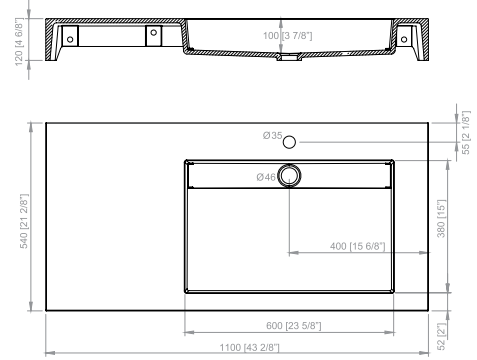
ENCIMERA RAS 80
 RAS 80 WORKTOP
 PLAN VASQUE RAS 80



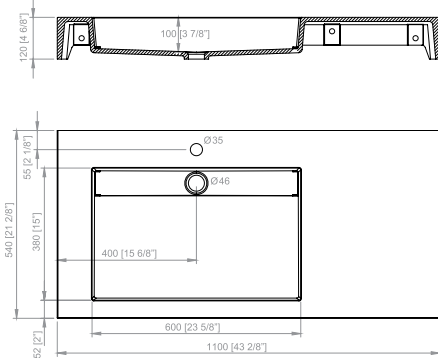
ENCIMERA RAS CENTER 110
 RAS 110 WORKTOP, CENTER
 PLAN VASQUE RAS CENTER 110



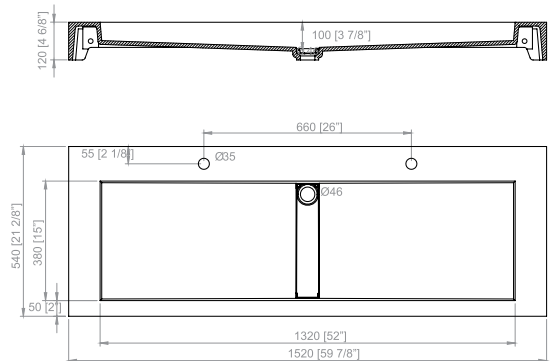
ENCIMERA RAS DERECHA 110
 RAS 110 WORKTOP, RIGHT
 PLAN VASQUE RAS DROITE 110



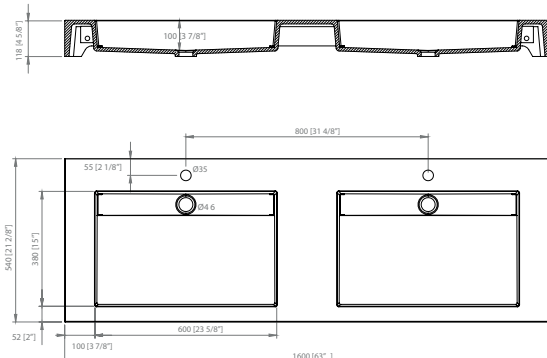
ENCIMERA RAS IZQUIERDA 110
 RAS 110 WORKTOP, LEFT
 PLAN VASQUE RAS GAUCHE 110



ENCIMERA RAS 152
 RAS 152 WORKTOP
 PLAN VASQUE RAS 152



ENCIMERA RAS 160
 RAS 160 WORKTOP
 PLAN VASQUE RAS 160



Ras Series

RAS

CARACTERÍSTICAS • FEATURES • CARACTERISTIQUES

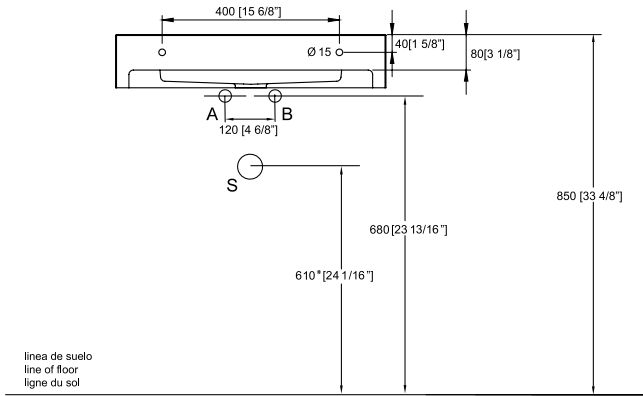
CLASS

PREINSTALACIÓN • PRE-INSTALLING • PRE-INSTALLATION

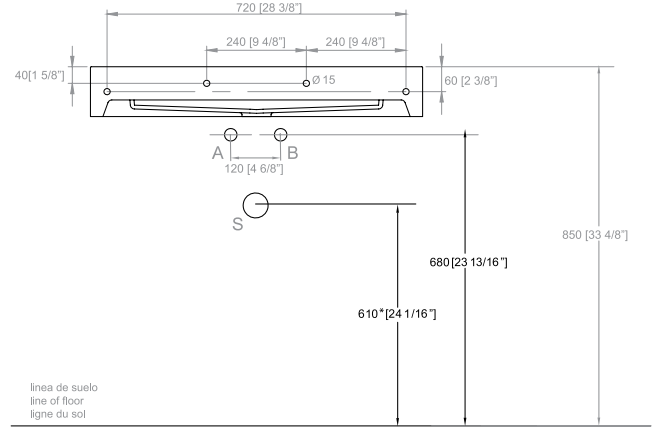
* La cota varía dependiendo el sifón instalado.
The height will vary depending on the type of syphon installed. · La cote varie selon le siphon installé.

A	AGUA CALIENTE HOT WATER EAU CHAUDE	B	AGUA FRÍA COLD WATER EAU FROIDE	S	SIFÓN BOTTLE TRAP SIPHON
----------	--	----------	---------------------------------------	----------	--------------------------------

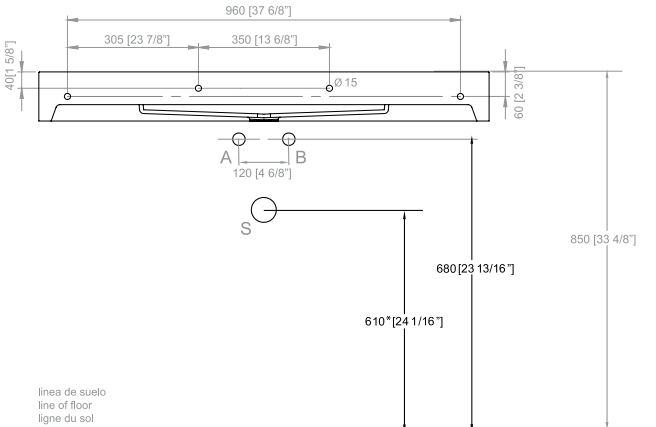
ENCIMERA RAS 61
RAS 61 WORKTOP
PLAN VASQUE RAS 61



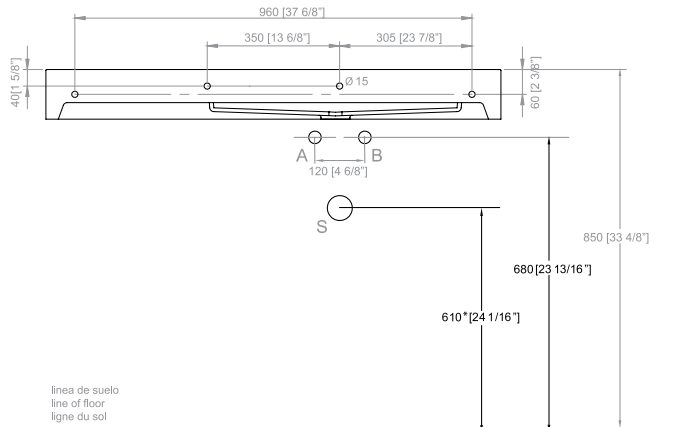
ENCIMERA RAS 80
RAS 80 WORKTOP
PLAN VASQUE RAS 80



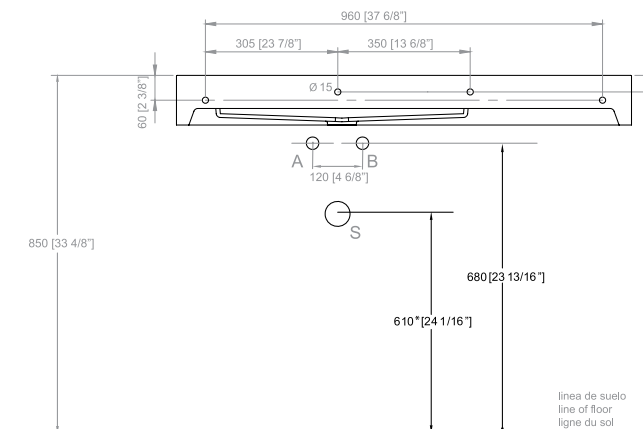
ENCIMERA RAS CENTER 110
RAS 110 WORKTOP, CENTER
PLAN VASQUE RAS CENTER 110



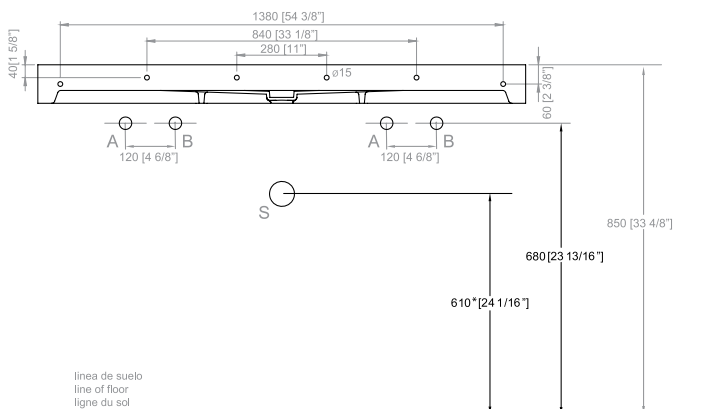
ENCIMERA RAS DERECHA 110
RAS 110 WORKTOP, RIGHT
PLAN VASQUE RAS DROITE 110



ENCIMERA RAS IZQUIERDA 110
RAS 110 WORKTOP, LEFT
PLAN VASQUE RAS GAUCHE 110



ENCIMERA RAS 152
RAS 152 WORKTOP
PLAN VASQUE RAS 152

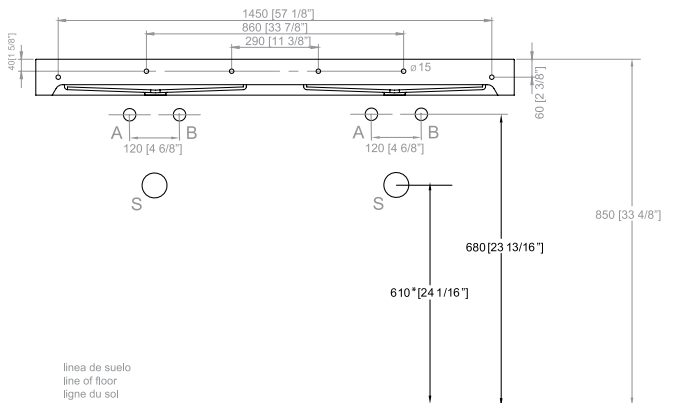


Ras Series

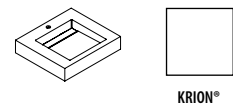
* La cota varía dependiendo el sifón instalado -
The height will vary depending on the type of syphon installed - La cote varie selon le siphon installé.

A	AGUA CALIENTE HOT WATER EAU CHAUDE	B	AGUA FRÍA COLD WATER EAU FROIDE	S	SIFÓN BOTTLE TRAP SIPHON
----------	--	----------	---------------------------------------	----------	--------------------------------

ENCIMERA RAS 160
RAS 160 WORKTOP
PLAN VASQUE RAS 160



COLORES • COLOURS • COULEURS



ACCESORIOS • ACCESSORIES • ACCESSOIRES

Valvula vaciador SP s/reb. SP drain valve without overflow Vanne d'écoulement SP sans trop-plein	cromo chrome chromée	blanco white blanc	Sifon square SP SP square siphon Siphon square SP	cromo chrome chromée	Sifon round SP SP round siphon Siphon round SP	cromo chrome chromée	Sifon botella Bottle syphon Siphon bouteille	cromo chrome chromée	
lacado blanco white lacquer laqué blanc	lacado negro black lacquer laqué noir	lacado beige beige lacquer laqué beige	roble oscuro dark oak chêne foncé	nogal natural natural walnut noyer naturel	lacado blanco white lacquer laqué blanc	lacado negro black lacquer laqué noir	lacado beige beige lacquer laqué beige	roble oscuro dark oak chêne foncé	nogal natural natural walnut noyer naturel

Ras Series

DATOS DE EXPEDICIÓN • EXPEDITION DATA • DONNÉES D'EXPÉDITION

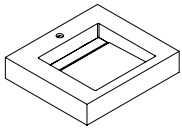
MODELO MODEL MODEL	DIMENSIONES DIMENSIONS DIMENSIONS	VOLUMEN VOLUME VOLUME	PESO NETO NET WEIGHT POIDS NET	PESO BRUTO GROSS WEIGHT POIDS BRUT
Encimera RAS 61 · RAS 61 worktop · Plan vasque RAS 61	L 66 cm W 59 cm H 17 cm	0,07 m ³	19 Kg	20 Kg
Encimera RAS 80 · RAS 80 worktop · Plan vasque RAS 80	L 85 cm W 59 cm H 17 cm	0,09 m ³	22 Kg	25 Kg
Encimera RAS 110 (center) · RAS 110 worktop (center) · Plan vasque RAS 110 (center)	L 115 cm W 59 cm H 17 cm	0,12 m ³	29 Kg	31 Kg
Encimera RAS 110 (der/izq) · RAS 110 worktop (right/left) · Plan vasque RAS 110 (droite/gauche)	L 115 cm W 59 cm H 17 cm	0,12 m ³	29 Kg	32 Kg
Encimera RAS 152 · RAS 152 worktop · Plan vasque RAS 152	L 157 cm W 59 cm H 17 cm	0,16 m ³	42 Kg	43 Kg
Encimera RAS 160 · RAS 160 worktop · Plan vasque RAS 160	L 165 cm W 59 cm H 17 cm	0,17 m ³	49 Kg	51 Kg
Mueble RAS 61 · RAS 61 Unit · Meuble RAS 61	L 65,5 cm W 58,5 cm H 34,5 cm	0,13 m ³	25 Kg	28 Kg
Mueble RAS 80 · RAS 80 Unit · Meuble RAS 80	L 84,5 cm W 58,5 cm H 34,5 cm	0,17 m ³	30 Kg	33 Kg
Mueble RAS 110 · RAS 110 Unit · Meuble RAS 110	L 114,5 cm W 58,5 cm H 34,5 cm	0,23 m ³	40 Kg	43 Kg
Estantería RAS 30 · RAS 30 Shelf unit · Rayon meuble RAS 30	L 32 cm W 56 cm H 32 cm	0,05 m ³	9 Kg	10 Kg

Ras Series

RAS

ENCIMERA KRION® 61x54 • KRION™ WORKTOP 61x54 • PLAN VASQUE KRION® 61x54

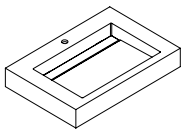
1 lavabo encastrado central • 1 center built-in worktop • 1 plans vasque encastré central.
Con agujero para grifería • With tap hole • Avec trou pour robinetterie



COLOR COLOUR COULEUR	REF. KEA KEA CODE CODE KEA	REF. SAP SAP CODE CODE SAP	PUNTOS POINTS POINTS
	S502500004	100153751	850,27

ENCIMERA KRION® 80x54 • KRION™ WORKTOP 80x54 • PLAN VASQUE KRION® 80x54

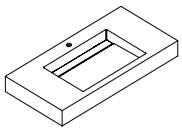
1 lavabo encastrado central • 1 center built-in worktop • 1 plans vasque encastré central.
Con agujero para grifería • With tap hole • Avec trou pour robinetterie



COLOR COLOUR COULEUR	REF. KEA KEA CODE CODE KEA	REF. SAP SAP CODE CODE SAP	PUNTOS POINTS POINTS
	S502500010	100153752	1.033,62

ENCIMERA KRION® 110x54 • KRION™ WORKTOP 110x54 • PLAN VASQUE KRION® 110x54

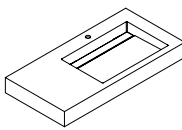
1 lavabo encastrado central • 1 center built-in worktop • 1 plans vasque encastré central.
Con agujero para grifería • With tap hole • Avec trou pour robinetterie



COLOR COLOUR COULEUR	REF. KEA KEA CODE CODE KEA	REF. SAP SAP CODE CODE SAP	PUNTOS POINTS POINTS
	S502500001	100153761	1.187,25

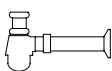
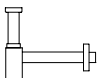
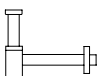
ENCIMERA KRION® 110x54 • KRION™ WORKTOP 110x54 • PLAN VASQUE KRION® 110x54

1 lavabo encastrado derecha • 1 right built-in worktop • 1 plans vasque encastré droite.
Con agujero para grifería • With tap hole • Avec trou pour robinetterie



COLOR COLOUR COULEUR	REF. KEA KEA CODE CODE KEA	REF. SAP SAP CODE CODE SAP	PUNTOS POINTS POINTS
	S502500007	100153762	1.187,25

ACCESORIOS • ACCESSORIES • ACCESSOIRES

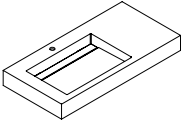


DESCRIPCIÓN DESCRIPTION DESCRIPTION	COLOR COLOUR COULEUR	REF. KEA KEA CODE CODE KEA	REF. SAP SAP CODE CODE SAP	PUNTOS POINTS POINTS
Valvula vaciador SP s/reb. Cromo • SP chrome drain valve without overflow • Vanne d'écoulement SP sans trop-plein chromée		S809500080	100106053	40,16
		S809500092	100143622	78,16
Sifon square SP cromo • SP chrome square siphon • Siphon square SP chromée		S809500079	100106046	217,64
Sifon round SP cromo • SP chrome round siphon • Siphon round SP chromée		S809500078	100106048	127,35
Sifon botella cromo • Bottle chrome syphon • Siphon bouteille chromée		S809500077	100106045	42,45

RAS

ENCIMERA KRION® 110x54 • KRION™ WORKTOP 110x54 • PLAN VASQUE KRION® 110x54

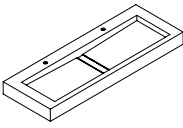
1 lavabo encastrado izquierda • 1 left built-in worktop • 1 plans vasque encastré gauche.
Con agujero para grifería • With tap hole • Avec trou pour robinetterie



COLOR COLOUR COULEUR	REF. KEA KEA CODE CODE KEA	REF. SAP SAP CODE CODE SAP	PUNTOS POINTS POINTS
	S502500009	100153763	1.187,25

ENCIMERA KRION® 152x54 • KRION™ WORKTOP 152x54 • PLAN VASQUE KRION® 152x54

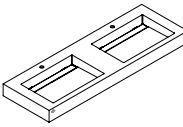
2 lavabos encastrados • 2 built-in worktops • 2 plans vasque encastrés.
Con agujero para grifería • With tap hole • Avec trou pour robinetterie



COLOR COLOUR COULEUR	REF. KEA KEA CODE CODE KEA	REF. SAP SAP CODE CODE SAP	PUNTOS POINTS POINTS
	S502500002	100153757	1.484,21

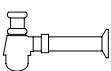
ENCIMERA KRION® 160x54 • KRION™ WORKTOP 160x54 • PLAN VASQUE KRION® 160x54

2 lavabos encastrados • 2 built-in worktops • 2 plans vasque encastrés.
Con agujero para grifería • With tap hole • Avec trou pour robinetterie



COLOR COLOUR COULEUR	REF. KEA KEA CODE CODE KEA	REF. SAP SAP CODE CODE SAP	PUNTOS POINTS POINTS
	S502500011	100153758	1.654,69

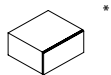
ACCESORIOS • ACCESSORIES • ACCESSOIRES



DESCRIPCIÓN DESCRIPTION DESCRIPTION	COLOR COLOUR COULEUR	REF. KEA KEA CODE CODE KEA	REF. SAP SAP CODE CODE SAP	PUNTOS POINTS POINTS
Valvula vaciador SP s/reb. Cromo • SP chrome drain valve without overflow • Vanne d'écoulement SP sans trop-plein chromée		S809500080	100106053	40,16
		S809500092	100143622	78,16
Sifon square SP cromo • SP chrome square siphon • Siphon square SP chromée		S809500079	100106046	217,64
Sifon round SP cromo • SP chrome round siphon • Siphon round SP chromée		S809500078	100106048	127,35
Sifon botella cromo • Bottle chrome syphon • Siphon bouteille chromée		S809500077	100106045	42,45

RAS

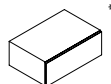
ACCESORIOS 61 • ACCESSORIES 61 • ACCESSOIRES 61



DESCRIPCIÓN DESCRIPTION DESCRIPTION	COLOR COLOUR COULEUR	REF. KEA KEA CODE CODE KEA	REF. SAP SAP CODE CODE SAP	PUNTOS POINTS POINTS
Mueble Ras 61 - Ras 61 bathroom unit - Meuble Ras 61		S804600006	100154311	832,50
		S804600008	100154312	832,50
		S804600009	100154314	832,50
		S804600003	100154313	1.040,63
		S804600023	100193354	1.040,63

* Se aconseja para encimera RAS 61 y encimera RAS 152 - It's advised to RAS 61 worktop and RAS 152 worktop - Il est conseillé de plan vasque RAS 61 et plan vasque RAS 152.

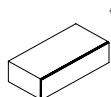
ACCESORIOS 80 • ACCESSORIES 80 • ACCESSOIRES 80



DESCRIPCIÓN DESCRIPTION DESCRIPTION	COLOR COLOUR COULEUR	REF. KEA KEA CODE CODE KEA	REF. SAP SAP CODE CODE SAP	PUNTOS POINTS POINTS
Mueble Ras 80 - Ras 80 bathroom unit - Meuble Ras 80		S804600010	100154315	927,03
		S804600005	100154316	927,03
		S804600011	100154318	927,03
		S804600012	100154317	1.083,81
		S804600025	100193356	1.083,81

* Se aconseja para encimera RAS 80, encimera RAS 110 y Encimera RAS 160 - It's advised to RAS 80 worktop, RAS 110 worktop and RAS 160 worktop - Il est conseillé de plan vasque RAS 80, plan vasque RAS 110 et plan vasque RAS 160.

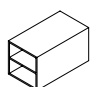
ACCESORIOS 110 • ACCESSORIES 110 • ACCESSOIRES 110



DESCRIPCIÓN DESCRIPTION DESCRIPTION	COLOR COLOUR COULEUR	REF. KEA KEA CODE CODE KEA	REF. SAP SAP CODE CODE SAP	PUNTOS POINTS POINTS
Mueble Ras 110 - Ras 110 bathroom unit - Meuble Ras 110		S804600001	100154307	1.086,58
		S804600002	100154308	1.086,58
		S804600007	100154310	1.086,58
		S804600004	100154309	1.358,21
		S804600022	100193368	1.358,21

* Se aconseja para encimera RAS 110 - It's advised to RAS 110 worktop - Il est conseillé de plan vasque RAS 110.

ESTANTERÍA 30 • SHELF UNIT 30 • MEUBLE RAYON 30



DESCRIPCIÓN DESCRIPTION DESCRIPTION	COLOR COLOUR COULEUR	REF. KEA KEA CODE CODE KEA	REF. SAP SAP CODE CODE SAP	PUNTOS POINTS POINTS
Estantería Ras 30 - Ras 30 shelf unit - Meuble Rayon Ras 30		S804600013	100154278	436,68
		S804600014	100154279	436,68
		S804600016	100154321	436,68
		S804600015	100154320	545,84
		S804600024	100193373	545,84

* Se aconseja para RAS 110 y encimera RAS 152 - It's advised to RAS 110 worktop and RAS 152 worktop - Il est conseillé de plan vasque RAS 110 et plan vasque RAS 152.

RAS

platos · shower trays · receveurs

70 x 70-5h

120 x 80-5h

80 x 80-5h

120 x 90-5h

90 x 90-5h

140 x 70-5h

100 x 70-5h

140 x 80-5h

100 x 80-5h

150 x 90-5h

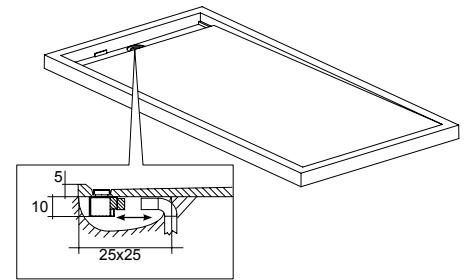
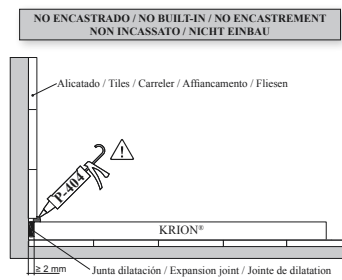
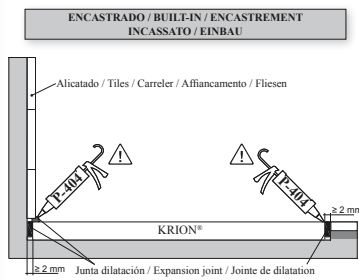
120 x 70-5h

160 x 90-5h

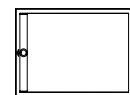


MODELO/ MODEL/ MODÈLE	A	B	C	D	E	F	G
70 x 70	70	70	35	7,5	Ø5,2	4	5
80 x 80	80	80	40	7,5	Ø5,2	4	5
90 x 90	90	90	45	7,5	Ø5,2	4	5
100 x 70	100	70	35	7,5	Ø5,2	4	5
100 x 80	100	80	40	7,5	Ø5,2	4	5
120 x 70	120	70	35	7,5	Ø5,2	4	5
120 x 80	120	80	40	7,5	Ø5,2	4	5
120 x 90	120	90	45	7,5	Ø5,2	4	5
140 x 70	140	70	35	7,5	Ø5,2	4	5
140 x 80	140	80	40	7,5	Ø5,2	4	5
150 x 90	150	90	45	7,5	Ø5,2	4	5
160 x 90	160	90	45	7,5	Ø5,2	4	5

PREINSTALACIÓN • PRE-INSTALLING • PRE-INSTALLATION

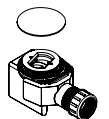


COLORES • COLOURS • COULEURS



blanco KRION®
KRION™ white
blanc KRION®

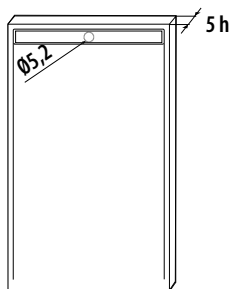
ACCESORIOS • ACCESSORIES • ACCESSOIRES



desague D52
waste D52
vidage D52

	DIMENSIONES DIMENSIONS FORMATS			VOLUMEN VOLUME VOLUME	PESO NETO NET WEIGHT POIDS NET	PESO BRUTO GROSS WEIGHT POIDS BRUT	UDS. PALET PALLET UNITS UNITÉS PALLET
	L	W	H				
70x70	80	80	15	0,10 m ³	23 Kg	31 Kg	6
80x80	90	90	15	0,12 m ³	24 Kg	33 Kg	6
90x90	100	100	15	0,15 m ³	30 Kg	40 Kg	6
100x70	110	80	15	0,13 m ³	24 Kg	32 Kg	6
100x80	110	90	15	0,15 m ³	36 Kg	46 Kg	6
120x70	130	80	15	0,16 m ³	30 Kg	39 Kg	6
120x80	130	90	15	0,18 m ³	33 Kg	43 Kg	6
120x90	130	100	15	0,20 m ³	38 Kg	48 Kg	6
140x70	150	80	15	0,18 m ³	33 Kg	44 Kg	6
140x80	150	90	15	0,20 m ³	45 Kg	55 Kg	6
150x90	160	100	15	0,24 m ³	53 Kg	66 Kg	6
160x90	170	100	15	0,26 m ³	56 Kg	89 Kg	6

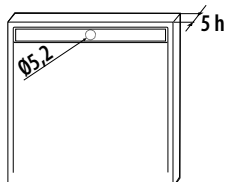
RAS



DIMENSIONES DIMENSIONS FORMAT	REF. KEA KEA CODE CODE KEA	REF. SAP SAP CODE CODE SAP	PUNTOS POINTS POINTS
100x70-5h	S216500009	100078807	918,40
100x80-5h	S216500006	100078808	984,57
120x70-5h	S216500012	100078809	1.037,53
120x80-5h	S216500001	100053950	1.049,52
120x90-5h	S216500007	100078810	1.222,83
140x70-5h	S216500010	100078811	1.156,63
140x80-5h	S216500002	100053951	1.174,64
150x90-5h	S216500003	100053952	1.351,85
160x90-5h	S216500005	100065264	1.647,00

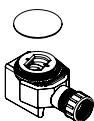
Ras Series

RAS



DIMENSIONES DIMENSIONS FORMAT	REF. KEA KEA CODE CODE KEA	REF. SAP SAP CODE CODE SAP	PUNTOS POINTS POINTS
70x70-5h	S216500008	100078812	733,10
80x80-5h	S216500011	100078813	865,47
90x90-5h	S216500004	100053953	1.050,20

ACCESORIOS • ACCESSORIES • ACCESSOIRES



NOTA: El desagüe no está incluido en ningún plato.

NOTE: Waste not included in any shower tray.

REMARQUE: Le vidage n'est pas inclus sur aucun receveur.

DESCRIPCIÓN DESCRIPTION DESCRIPTION	REF. KEA KEA CODE CODE KEA	REF. SAP SAP CODE CODE SAP	PUNTOS POINTS POINTS
Kit desagüe D52 • D52 waste Set • Kit Vidage D52	S904405496	550022578	30,48



EPOQUE series

EPOQUE, las formas clásicas más evocadoras reversionadas con uno de los materiales más vanguardistas del panorama actual.

EPOQUE, evocatively classical forms revamped in one of the more avant-garde materials currently available.

EPOQUE, les formes classiques les plus évocatrices révisées avec un des matériaux les plus avant-gardistes du marché actuel.



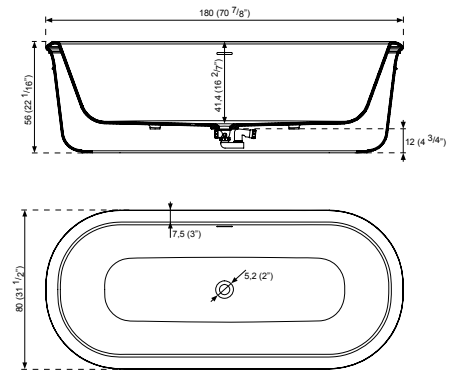
EPOQUE

bañera · bath · baignoire

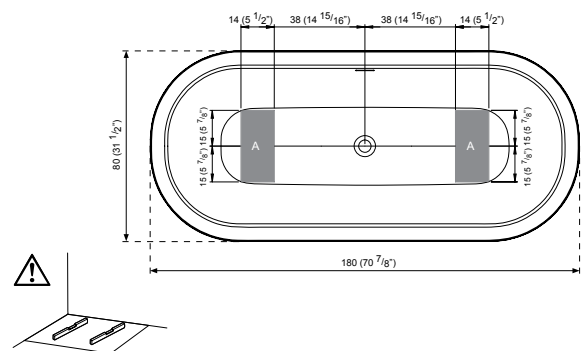
180x80 · 56h

Epoque Series






PREINSTALACIÓN • PRE-INSTALLING • PRE-INSTALLATION

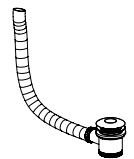


COLORES • COLOURS • COULEURS



KRION®

EQUIPAMIENTO • EQUIPMENT • EQUIPEMENT



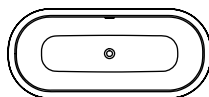
Kit desagüe EPOQUE / MODUL
EPOQUE / MODUL drain Kit
Kit vidage EPOQUE / MODUL

DATOS DE EXPEDICIÓN • EXPEDITION DATA • DONNÉES D'EXPÉDITION

DIMENSIONES DIMENSIONS DIMENSIONS		VOLUMEN VOLUME VOLUME	PESO NETO NET WEIGHT POIDS NET	PESO BRUTO GROSS WEIGHT POIDS BRUT
L	190 cm	1,13 m ³	127 Kg	204 Kg
W	90 cm			
H	66 cm			

EPOQUE

180 x 80



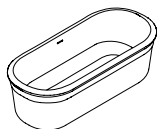
blanco KRION®
white KRION™
blanc KRION®


Volumen agua 280 l.
Water volume 280 l.
Volume d'eau 280 l.

FREE STANDING

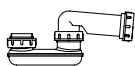
Kit desagüe EPOQUE / MODUL · EPOQUE / MODUL drain Kit ·
Kit vidage EPOQUE / MODUL

Sifón no incluido.
Syphon not included.
Siphon no inclus.



COLOR COLOUR COULEUR	EMBELECEDOR TRIM ENJOLIVEUR	REF. KEA KEA CODE CODE KEA	REF. SAP SAP CODE CODE SAP	PUNTOS POINTS POINTS
	-	S127100001	100094625	6.085,68

ACCESORIOS · ACCESSORIES · ACCESSOIRES



DESCRIPCIÓN DESCRIPTION DESCRIPTION	REF. KEA KEA CODE CODE KEA	REF. SAP SAP CODE CODE SAP	PUNTOS POINTS POINTS
Sifón desagüe bañera NEXT D40 · Syphon waste for bath NEXT D40 · Siphon vidage pour vaignoire NEXT D40	S904612586	250023889	8,33

EPOQUE

lavabo · washbasin · lavabo

46,1x33,1 · 18h

lavamanos · hand basin · lavabo

70x45 · 17h / 120x45 · 17h

encimera · worktop · plan vasque

61,2x40,4 · 2,2h / 111,2x40,4 · 2,2h

mueble · unit · meuble

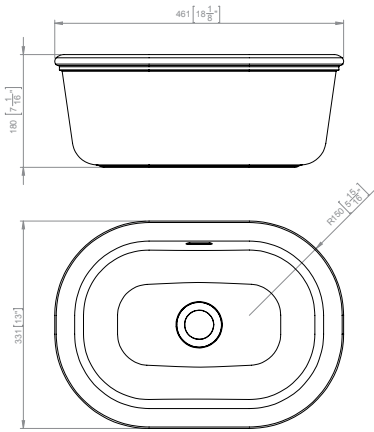
100x50 · 67h

estructura · frame · structure

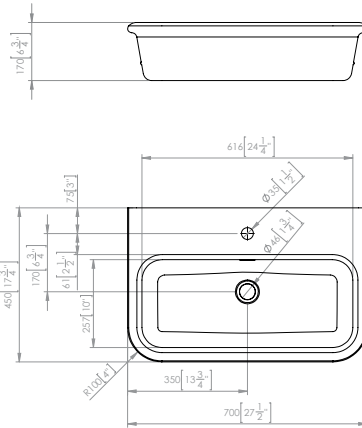
60,8x40,4 · 68,5h / 110,8x40,4 · 68,5h



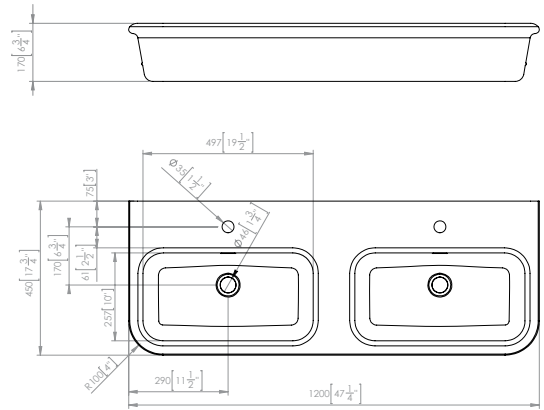
LAVABO • WASHBASIN • LAVABO



LAVAMANOS 700 • 700 HAND BASIN • LAVABO 700

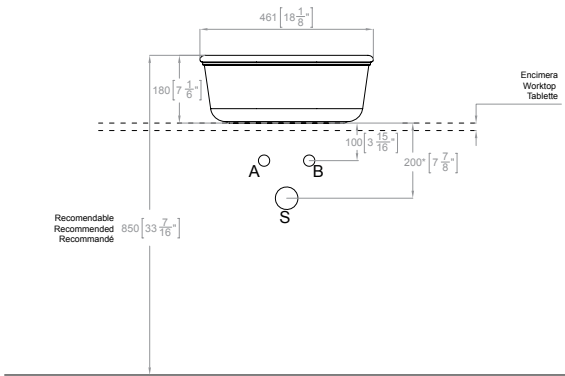


LAVAMANOS 1200 • 1200 HAND BASIN • LAVABO 1200

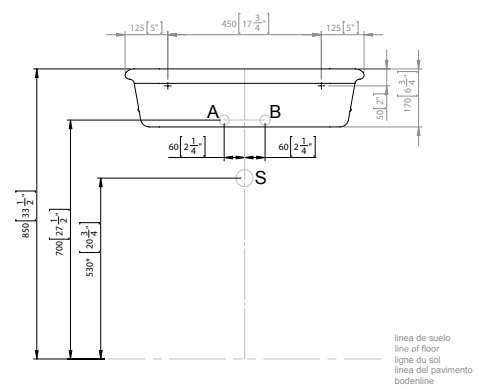


PREINSTALACIÓN • PRE-INSTALLING • PRE-INSTALLATION

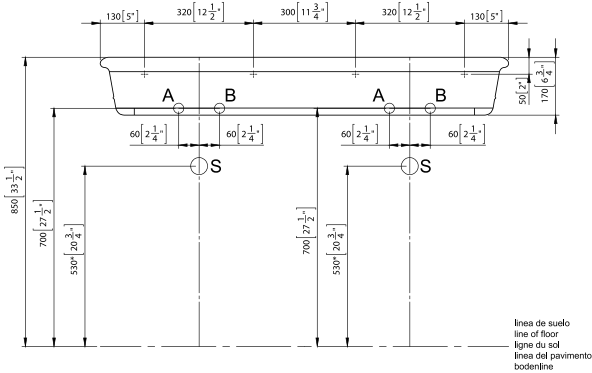
LAVABO • WASHBASIN • LAVABO



LAVAMANOS 700 • 700 HAND BASIN • LAVABO 700



LAVAMANOS 1200 • 1200 HAND BASIN • LAVABO 1200



- A** AGUA CALIENTE
HOT WATER
EAU CHAUDE
- B** AGUA FRÍA
COLD WATER
EAU FROIDE
- S** SIFÓN
BOTTLE TRAP
SIPHON

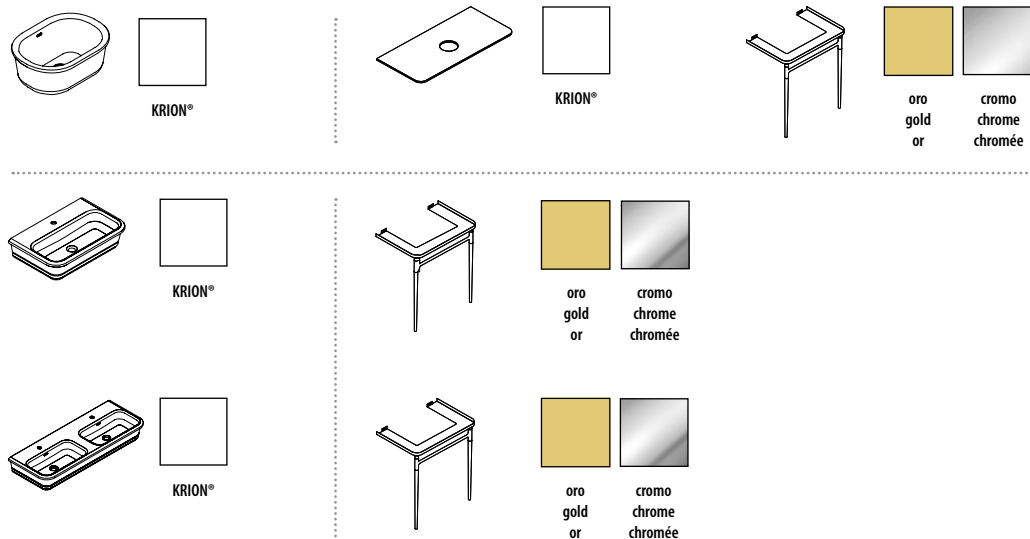
* La cota varía dependiendo el sifón instalado • The height will vary depending on the type of syphon installed • La cote varie selon le siphon installé.

EPOQUE


CARACTERÍSTICAS • FEATURES • CARACTERISTIQUES

CLASS

COLORES • COLOURS • COULEURS



ACCESORIOS • ACCESSORIES • ACCESSOIRES



DATOS DE EXPEDICIÓN • EXPEDITION DATA • DONNÉES D'EXPÉDITION

	DIMENSIONES DIMENSIONS DIMENSIONS		VOLUMEN VOLUME VOLUME	PESO NETO NET WEIGHT POIDS NET	PESO BRUTO GROSS WEIGHT POIDS BRUT
Lavabo 46,1x33,1 - 46,1x33,1 Washbasin - Lavabo 46,1x33,1	L W H	56 cm 43 cm 25 cm	0,06 m ³	13 Kg	18 Kg
Lavamanos 70x45 - 70x45 hand basin - Lavabo 70x45	L W H	77,5 cm 53 cm 27 cm	0,11 m ³	24 Kg	29 Kg
Lavamanos 120x45 - 120x45 hand basin - Lavabo 120x45	L W H	127,5 cm 53 cm 27 cm	0,18 m ³	42 Kg	51 Kg
Mueble 100x50 - 100x50 Unit - Meubles 100x50	L W H	110 cm 60 cm 20 cm	0,13 m ³	14 Kg	21 Kg
Estructura 60,8x40,4 - 60,8x40,4 Frame - Structure 60,8x40,4	L W H	66 cm 45 cm 12 cm	0,04 m ³	5 Kg	6 Kg
Estructura 110,8x40,4 - 110,8x40,4 Frame - Structure 110,8x40,4	L W H	116 cm 45 cm 12 cm	0,06 m ³	8 Kg	9 Kg

Epoque Series

EPOQUE

LAVABO KRION® 46,1x33,1 · KRION™ WASHBASIN 46,1x33,1 · LAVABO KRION® 46,1x33,1

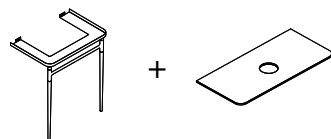
Lavabo KRION® con rebosadero · KRION™ washbasin with overflow ·
Lavabo KRION® avec trop-plein



COLOR COLOUR COULEUR	REF. KEA KEA CODE CODE KEA	REF. SAP SAP CODE CODE SAP	PUNTOS POINTS POINTS
	S502100001	100098915	423,58

ESTRUCTURA 70 · 70 FRAME · STRUCTURE 70

Estructura de cromo o oro + encimera on top KRION® ·
Chrome or gold coloured frame + on top worktop KRION™ Stone-
Structure chromée ou or + plan vasque on top KRION®

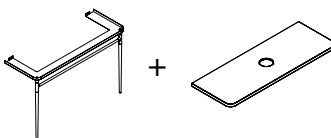


DESCRIPCIÓN DESCRIPTION DESCRIPTION	COLOR COLOUR COULEUR	REF. KEA KEA CODE CODE KEA	REF. SAP SAP CODE CODE SAP	PUNTOS POINTS POINTS
Estructura · Frame · Structure		S804200003	100124606	1.053,92
		S804200005	100124607	1.497,58
Encimera On top · On top worktop · Plan vasque On top		S502400002	100124604	350,38

* Para lavabo Epoque 46,1x33,1 · For Epoque 46,1x33,1 washbasin · Pour lavabo Epoque 46,1x33,1.

ESTRUCTURA 120 · 120 UNIT · STRUCTURE 120

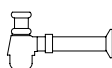
Estructura de cromo o oro + encimera on top KRION® ·
Chrome or gold coloured frame + on top worktop KRION™ Stone-
Structure chromée ou or + plan vasque on top KRION®



DESCRIPCIÓN DESCRIPTION DESCRIPTION	COLOR COLOUR COULEUR	REF. KEA KEA CODE CODE KEA	REF. SAP SAP CODE CODE SAP	PUNTOS POINTS POINTS
Estructura · Frame · Structure		S804200002	100124608	1.276,09
		S804200004	100124609	1.748,02
Encimera On top · On top worktop · Plan vasque On top		S502400001	100124605	566,00

* Para lavabo Epoque 46,1x33,1 · For Epoque 46,1x33,1 washbasin · Pour lavabo Epoque 46,1x33,1.

ACCESORIOS · ACCESSORIES · ACCESSOIRES



DESCRIPCIÓN DESCRIPTION DESCRIPTION	COLOR COLOUR COULEUR	REF. KEA KEA CODE CODE KEA	REF. SAP SAP CODE CODE SAP	PUNTOS POINTS POINTS
Valvula vaciador click SP c/reb. Cromo · SP chrome click drain valve with overflow · Vanne d'écoulement click SP avec trop-plein chromée		S809500076	100106052	52,29
		S809500094	100143559	109,83
Sifon square SP cromo · SP chrome square siphon · Siphon square SP chromée		S809500079	100106046	217,64
Sifon round SP cromo · SP chrome round siphon · Siphon round SP chromée		S809500078	100106048	127,35
Sifon botella cromo · Bottle chrome syphon · Siphon bouteille chromée		S809500077	100106045	42,45

EPOQUE

LAVAMANOS KRION® 70x45 · KRION™ HAND BASIN 70x45 · LAVABO KRION® 70x45

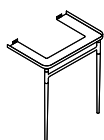
Lavabo KRION® con rebosadero · KRION™ washbasin with overflow ·
Lavabo KRION® avec trop-plein



COLOR COLOUR COULEUR	REF. KEA KEA CODE CODE KEA	REF. SAP SAP CODE CODE SAP	PUNTOS POINTS POINTS
	S502100002	100124602	901,18

ESTRUCTURA 70 · 70 FRAME · STRUCTURE 70

Estructura de cromo o oro · Chrome or gold coloured frame ·
Structure chromée ou or

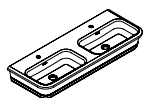


COLOR COLOUR COULEUR	REF. KEA KEA CODE CODE KEA	REF. SAP SAP CODE CODE SAP	PUNTOS POINTS POINTS
	S804200003	100124606	1.053,92
	S804200005	100124607	1.497,58

* Para lavamanos Epoque 70.
* For Epoque 70 hand basin.
* Pour lavabo Epoque 70.

LAVAMANOS KRION® 120x45 · KRION™ HAND BASIN 120x45 · LAVABO KRION® 120x45

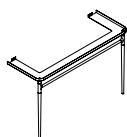
Lavamanos KRION® blanco · White KRION™ hand basin ·
Lavabo KRION® blanc



COLOR COLOUR COULEUR	REF. KEA KEA CODE CODE KEA	REF. SAP SAP CODE CODE SAP	PUNTOS POINTS POINTS
	S502200036	100124603	1.362,17

ESTRUCTURA 120 · 120 FRAME · 120 STRUCTURE

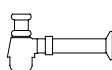
Estructura de cromo o oro · Chrome or gold coloured frame ·
Structure chromée ou or



COLOR COLOUR COULEUR	REF. KEA KEA CODE CODE KEA	REF. SAP SAP CODE CODE SAP	PUNTOS POINTS POINTS
	S804200002	100124608	1.276,09
	S804200004	100124609	1.748,02

* Para lavamanos Epoque 120.
* For Epoque 120 hand basin.
* Pour lavabo Epoque 120.

ACCESORIOS · ACCESSORIES · ACCESSOIRES



DESCRIPCIÓN DESCRIPTION DESCRIPTION	COLOR COLOUR COULEUR	REF. KEA KEA CODE CODE KEA	REF. SAP SAP CODE CODE SAP	PUNTOS POINTS POINTS
Valvula vaciador click SP c/reb. Cromo · SP chrome click drain valve with overflow · Vanne d'écoulement click SP avec trop-plein chromée		S809500076	100106052	52,29
		S809500094	100143559	109,83
Sifon square SP cromo · SP chrome square siphon · Siphon square SP chromée		S809500079	100106046	217,64
Sifon round SP cromo · SP chrome round siphon · Siphon round SP chromée		S809500078	100106048	127,35
Sifon botella cromo · Bottle chrome syphon · Siphon bouteille chromée		S809500077	100106045	42,45

Modul Series



MODUL series

Nueva serie de baño MODUL, basada en el plano y de línea minimalista. Casi aséptica, pretende ser aparte de una seductora propuesta estética, una controversia para los sentidos. Una fusión económica, estética y práctica. La pieza principal realizada en KRION®, la estructura metálica, la cuál confiere la rigidez necesaria al conjunto. Esta solución técnica y formal permite conseguir una sensación aérea, muy atractiva por su ligereza visual.

New MODUL bathroom series, based on straight, minimalist lines. Pure in spirit, it is intended to provide a sensation that is simultaneously seductive and controversial. A combination that is economical, aesthetically pleasing and practical. The main component, made of KRION®, and a metallic frame, which provides the ensemble with the necessary stiffness. This technical and formal solution makes it possible to achieve an airy sensation, which is highly attractive thanks to its light appearance.

Nouvelle série de salles de bains MODUL, inspirée du plan et de style minimaliste. Presque aseptique, en plus de constituer une proposition esthétique séduisante, elle se veut une controverse pour les sens. Une fusion économique, esthétique et pratique. La pièce principale est fabriquée en KRION® et la structure métallique dote l'ensemble de la rigidité nécessaire. Cette solution technique et formelle permet de suggérer une sensation aérienne, très attrayante par sa légèreté visuelle.



MODUL

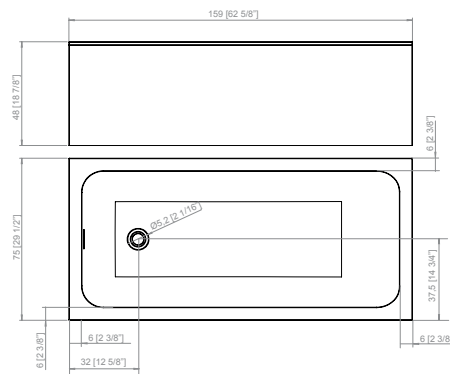
bañera · bath · baignoire

159x75 · 48h

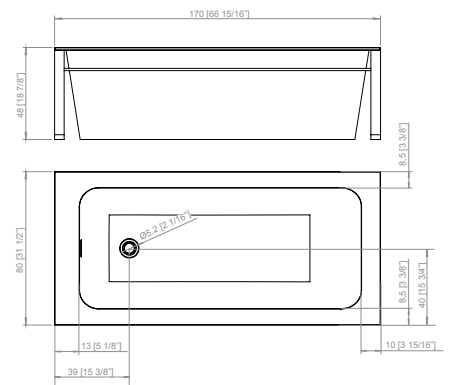
170x80 · 48h



159 x 75

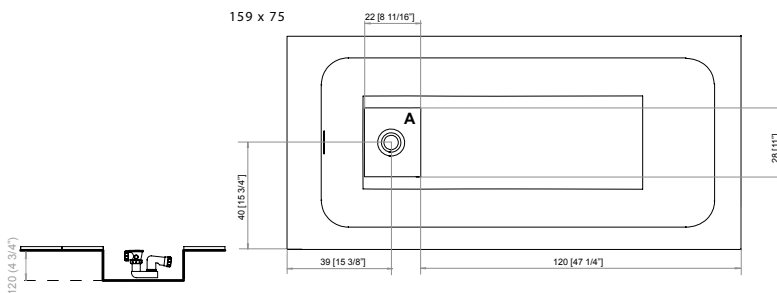


170 x 80

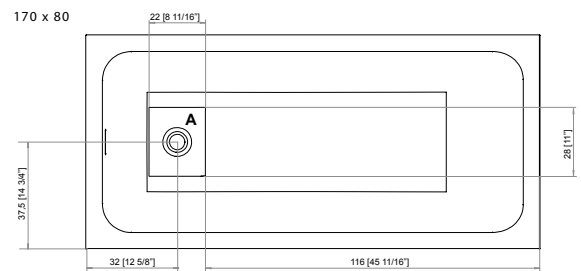


PREINSTALACIÓN • PRE-INSTALLING • PRE-INSTALLATION

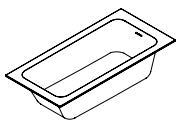
159 x 75



170 x 80



COLORES • COLOURS • COULEURS



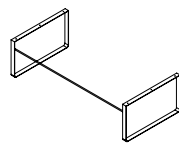
KRION®



negro
black
noir



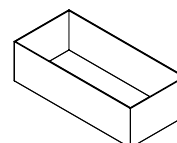
gris
grey
gris



negro
black
noir



inox brillo
gloss inox
inox brillant



KRION®



negro
black
noir



gris
grey
gris



Mint



beige
beige
beige

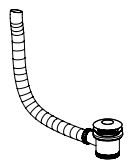


Mint



beige
beige
beige

EQUIPAMIENTO • EQUIPMENT • EQUIPEMENT



Kit desagüe EPOQUE / MODUL
EPOQUE / MODUL drain Kit
Kit vidage EPOQUE / MODUL

DATOS DE EXPEDICIÓN • EXPEDITION DATA • DONNÉES D'EXPÉDITION

	DIMENSIONES DIMENSIONS DIMENSIONS		VOLUMEN VOLUME VOLUME	PESO NETO NET WEIGHT POIDS NET	PESO BRUTO GROSS WEIGHT POIDS BRUT
159 x 75	L	170 cm	0,86 m ³	121 Kg	185 Kg
	W	85 cm			
	H	60 cm			
170 x 80	L	180 cm	0,97 m ³	96 Kg	110 Kg
	W	90 cm			
	H	60 cm			

MODUL

159 x 75



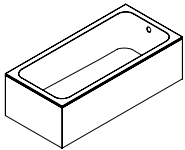
blanco KRION®
white KRION™
blanc KRION®

Volumen agua 290 l.
Water volume 290 l.
Volume d'eau 290 l.

BAÑERA CON FALDÓN BATH WITH PANEL BAIGNOIRE AVEC TABLIER

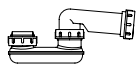
Kit desagüe EPOQUE / MODUL - EPOQUE / MODUL drain Kit -
Kit vidage EPOQUE / MODUL KRION®

Sifón no incluido.
Syphon not included.
Siphon no inclus.



COLOR COLOUR COULEUR	REF. KEA KEA CODE CODE KEA	REF. SAP SAP CODE CODE SAP	PUNTOS POINTS POINTS
	S127500001	100102397	4.387,22
	S127500005	100118774	5.159,63
	S127500004	100118773	5.159,63
	S127500011	100124549	5.159,63
	S127500014	100141035	5.159,63

ACCESORIOS • ACCESSORIES • ACCESSOIRES



DESCRIPCIÓN DESCRIPTION DESCRIPTION	REF. KEA KEA CODE CODE KEA	REF. SAP SAP CODE CODE SAP	PUNTOS POINTS POINTS
Sifón desagüe bañera NEXT D40 • Syphon waste for bath NEXT D40 • Siphon vidage pour vaignoire NEXT D40	S904612586	250023889	8,33

MODUL

170 x 80



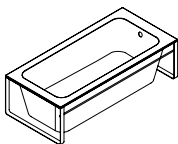
blanco KRION®
white KRION™
blanc KRION®

Volumen agua 290 l.
Water volume 290 l.
Volume d'eau 290 l.

BAÑERA CON ESTRUCTURA BATH WITH FRAME BAIGNOIRE AVEC STRUCTURE

Kit desagüe EPOQUE / MODUL · EPOQUE / MODUL drain Kit ·
Kit vidage EPOQUE / MODUL

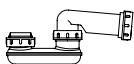
Sifón no incluido.
Syphon not included.
Siphon no inclus.



COLOR COLOUR COULEUR	CHASIS FRAME CHASSIS	REF. KEA KEA CODE CODE KEA	REF. SAP SAP CODE CODE SAP	PUNTOS POINTS POINTS
		S127500003	100102667	4.895,60
		S127500002	100102666	5.491,54
		S127500006	100118825	5.590,73
		S127500007	100118824	6.358,28
		S127500009	100118823	5.590,73
		S127500008	100118822	6.358,28
		S127500012	100124757	5.590,73
		S127500013	100124756	6.358,28
		S127500016	100142892	5.590,73
		S127500017	100142891	6.358,28

Modul Series

ACCESORIOS · ACCESSORIES · ACCESSOIRES



DESCRIPCIÓN DESCRIPTION DESCRIPTION	REF. KEA KEA CODE CODE KEA	REF. SAP SAP CODE CODE SAP	PUNTOS POINTS POINTS
Sifón desagüe bañera NEXT D40 · Syphon waste for bath NEXT D40 · Siphon vidage pour vaignoire NEXT D40	S904612586	250023889	8,33

MODUL

encimera · worktop · plan vasque

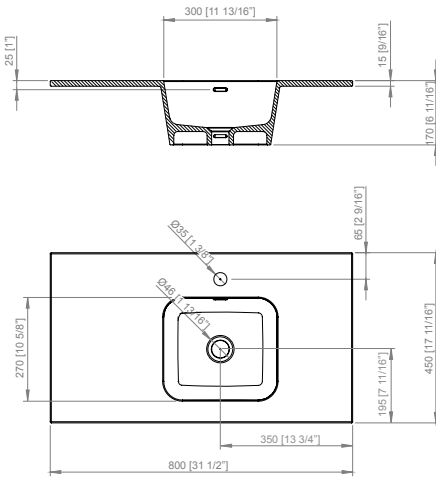
80x45 · 17h

120x45 · 17h

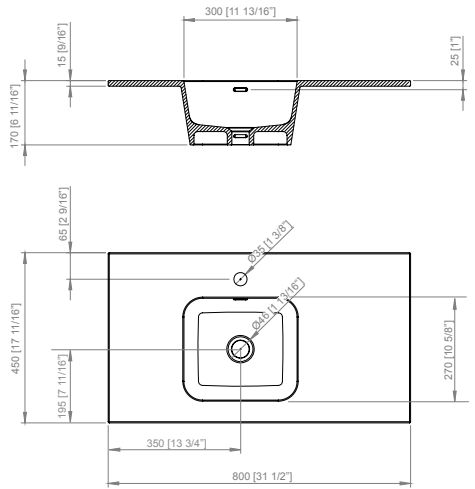
160x45 · 17h



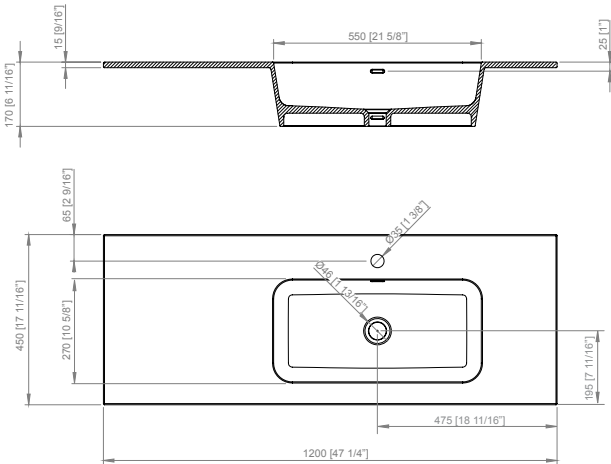
ENCIMERA MODUL DERECHA 80
MODUL 80 WORKTOP, RIGHT
PLAN VASQUE MODUL DROITE 80



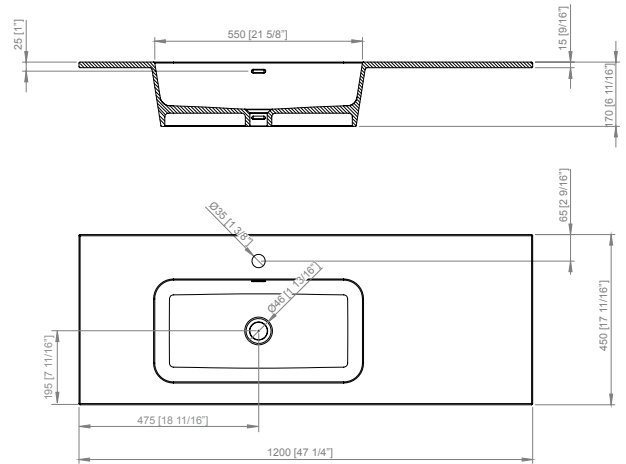
ENCIMERA MODUL IZQUIERDA 80
MODUL 80 WORKTOP, LEFT
PLAN VASQUE MODUL GAUCHE 80



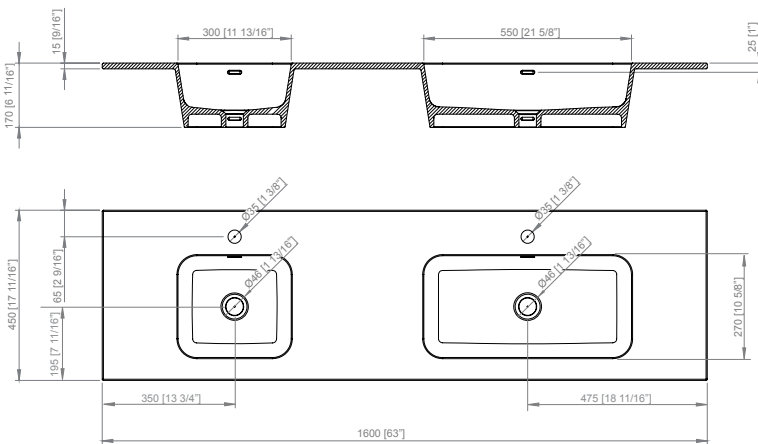
ENCIMERA MODUL DERECHA 120
MODUL 120 WORKTOP, RIGHT
PLAN VASQUE MODUL DROITE 120



ENCIMERA MODUL IZQUIERDA 120
MODUL 120 WORKTOP, LEFT
PLAN VASQUE MODUL GAUCHE 120



ENCIMERA MODUL 160
MODUL 160 WORKTOP
PLAN VASQUE MODUL 160



Modul Series

MODUL

CARACTERÍSTICAS • FEATURES • CARACTERISTIQUES

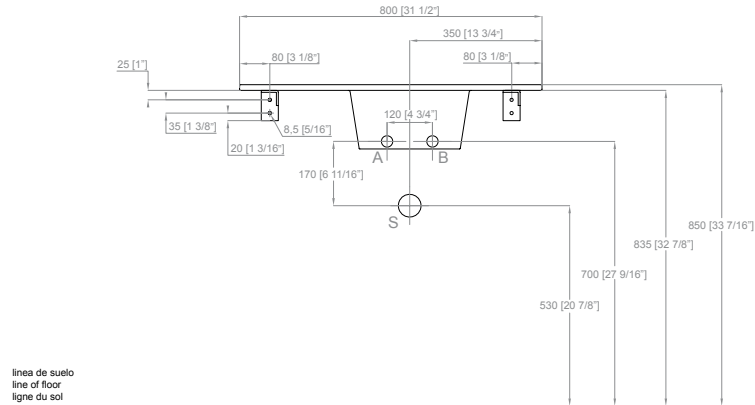
CLASS

PREINSTALACIÓN • PRE-INSTALLING • PRE-INSTALLATION

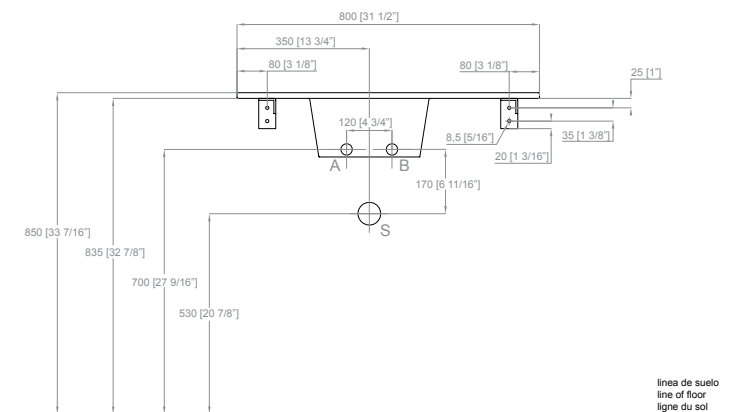
* La cota varía dependiendo el sifón instalado.
The height will vary depending on the type of syphon installed. · La cote varie selon le siphon installé.

A	AGUA CALIENTE HOT WATER EAU CHAUDE	B	AGUA FRÍA COLD WATER EAU FROIDE	S	SIFÓN BOTTLE TRAP SIPHON
----------	--	----------	---------------------------------------	----------	--------------------------------

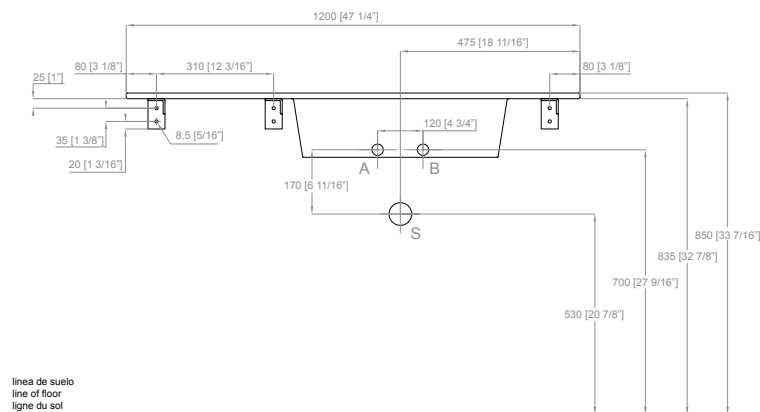
ENCIMERA MODUL DERECHA 80
MODUL 80 WORKTOP, RIGHT
PLAN VASQUE MODUL DROITE 80



ENCIMERA MODUL IZQUIERDA 80
MODUL 80 WORKTOP, LEFT
PLAN VASQUE MODUL GAUCHE 80



ENCIMERA MODUL DERECHA 120
MODUL 120 WORKTOP, RIGHT
PLAN VASQUE MODUL DROITE 120



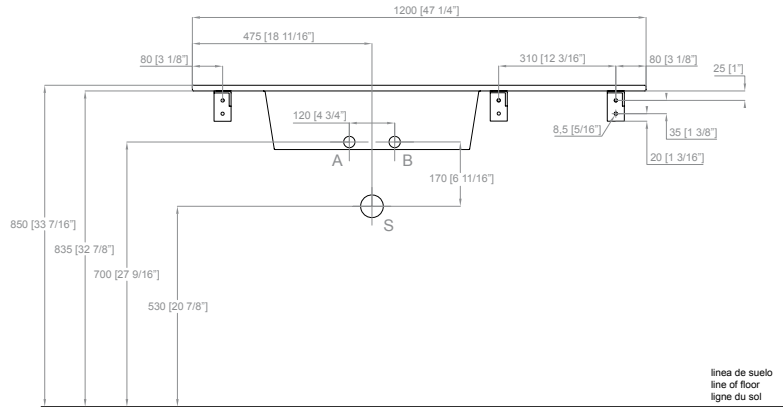
Modul Series

PREINSTALACIÓN • PRE-INSTALLING • PRE-INSTALLATION

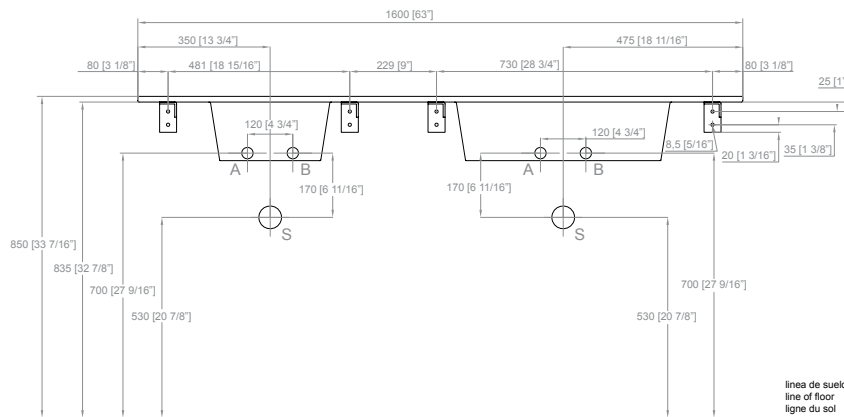
* La cota varía dependiendo el sifón instalado.
The height will vary depending on the type of syphon installed. · La cote varie selon le siphon installé.

A	AGUA CALIENTE HOT WATER EAU CHAUDE	B	AGUA FRÍA COLD WATER EAU FROIDE	S	SIFÓN BOTTLE TRAP SIPHON
----------	--	----------	---------------------------------------	----------	--------------------------------

ENCIMERA MODUL IZQUIERDA 120
MODUL 120 WORKTOP, LEFT
PLAN VASQUE MODUL GAUCHE 120



ENCIMERA MODUL 160
MODUL 160 WORKTOP
PLAN VASQUE MODUL 160




Modul Series

MODUL

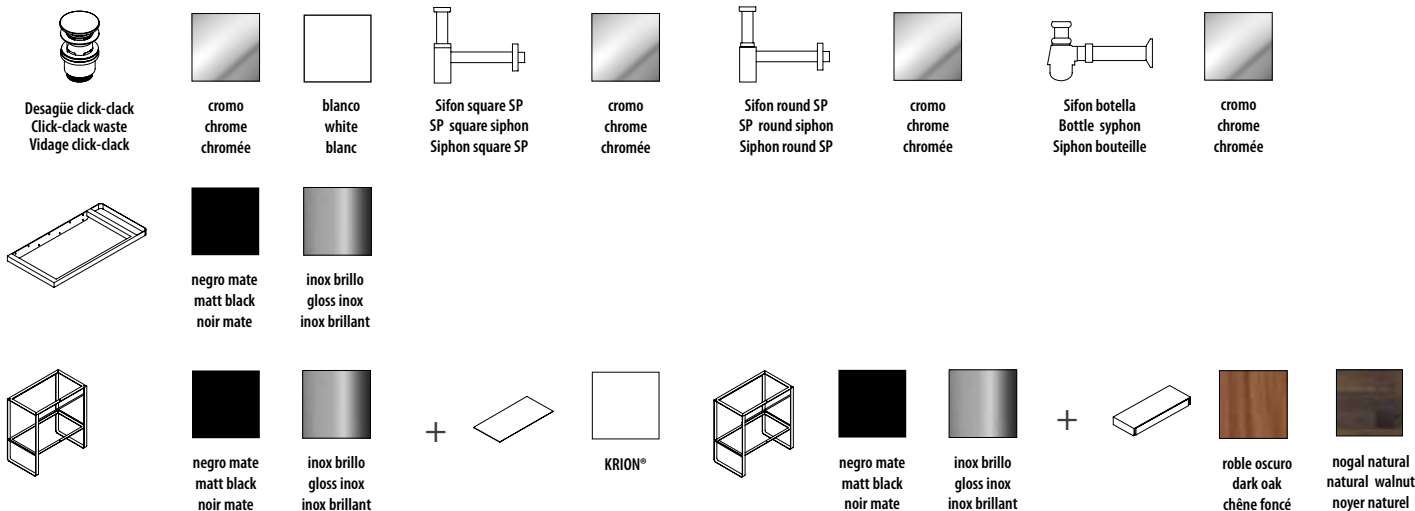
CARACTERÍSTICAS • FEATURES • CARACTERISTIQUES

CLASS

COLORES • COLOURS • COULEURS



ACCESORIOS • ACCESSORIES • ACCESSOIRES



DATOS DE EXPEDICIÓN • EXPEDITION DATA • DONNÉES D'EXPÉDITION

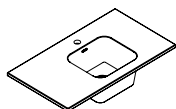
MODELO MODEL MODEL	DIMENSIONES DIMENSIONS DIMENSIONS	VOLUMEN VOLUME VOLUME	PESO NETO NET WEIGHT POIDS NET	PESO BRUTO GROSS WEIGHT POIDS BRUT
Encimera MODUL 80 (der/izq) · MODUL 80 worktop (right/left) · Plan vasque MODUL (droite/gauche)	L 90 cm W 55 cm H 27 cm	0,13 m ³	17 Kg	25 Kg
Encimera MODUL 120 (der/izq) · MODUL 120 worktop (right/left) · Plan vasque MODUL 120 (droite/gauche)	L 130 cm W 55 cm H 27 cm	0,19 m ³	22 Kg	37 Kg
Encimera MODUL 160 · MODUL 160 worktop · Plan vasque MODUL 160	L 170 cm W 55 cm H 27 cm	0,25 m ³	31 Kg	51 Kg
Base mueble MODUL 80 · MODUL Unit 80 · Meuble MODUL 80	L 88 cm W 53 cm H 91,5 cm	0,42 m ³	15 Kg	19 Kg
Chasis con toallero MODUL 80 · 80 MODUL Frame with towel rack · Structure avec porte-serviettes MODUL 80	L 95 cm W 50 cm H 15 cm	0,07 m ³	7 Kg	9 Kg
Base mueble MODUL 120 · MODUL Unit 120 · Meuble MODUL 120	L 128 cm W 53 cm H 91,5 cm	0,62 m ³	18 Kg	23 Kg
Chasis con toallero MODUL 120 · 120 MODUL Frame with towel rack · Structure avec porte-serviettes MODUL 120	L 125 cm W 50 cm H 15 cm	0,09 m ³	9 Kg	12 Kg
Base mueble MODUL 160 · MODUL Unit 160 · Meuble MODUL 160	L 168 cm W 53 cm H 91,5 cm	0,81 m ³	24 Kg	28 Kg
Chasis con toallero MODUL 160 · 160 MODUL Frame with towel rack · Structure avec porte-serviettes MODUL 160	L 165 cm W 50 cm H 15 cm	0,12 m ³	14 Kg	16 Kg

Modul Series

MODUL

ENCIMERA KRION® 80 • KRION™ WORKTOP 80 • PLAN VASQUE KRION® 80

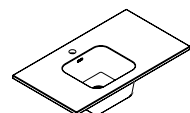
1 lavabo encastrado derecha • 1 right built-in worktop • 1 plans vasque encastré droite.
Con agujero para grifería • With tap hole • Avec trou pour robinetterie
Con rebosadero • With overflow • Avec trop-plein



COLOR COLOUR COULEUR	REF. KEA KEA CODE CODE KEA	REF. SAP SAP CODE CODE SAP	PUNTOS POINTS POINTS
	S502300003	100099955	547,00
	S502300009	100124571	746,28
	S502300011	100124572	746,28
	S502300019	100124573	746,28
	S502300028	100141048	746,28

ENCIMERA KRION® 80 • KRION™ WORKTOP 80 • PLAN VASQUE KRION® 80

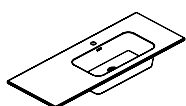
1 lavabo encastrado izquierda • 1 left built-in worktop • 1 plans vasque encastré gauche.
Con agujero para grifería • With tap hole • Avec trou pour robinetterie
Con rebosadero • With overflow • Avec trop-plein



COLOR COLOUR COULEUR	REF. KEA KEA CODE CODE KEA	REF. SAP SAP CODE CODE SAP	PUNTOS POINTS POINTS
	S502300005	100099956	547,00
	S502300022	100124574	746,28
	S502300016	100124575	746,28
	S502300010	100124576	746,28
	S502300027	100141049	746,28

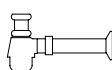
ENCIMERA KRION® 120 • KRION™ WORKTOP 120 • PLAN VASQUE KRION® 120

1 lavabo encastrado derecha • 1 right built-in worktop • 1 plans vasque encastré droite.
Con agujero para grifería • With tap hole • Avec trou pour robinetterie
Con rebosadero • With overflow • Avec trop-plein



COLOR COLOUR COULEUR	REF. KEA KEA CODE CODE KEA	REF. SAP SAP CODE CODE SAP	PUNTOS POINTS POINTS
	S502300001	100099952	828,52
	S502300015	100124577	1.064,29
	S502300018	100124578	1.064,29
	S502300012	100124579	1.064,29
	S502300024	100141014	1.064,29

ACCESORIOS • ACCESSORIES • ACCESSOIRES




DESCRIPCIÓN DESCRIPTION DESCRIPTION	COLOR COLOUR COULEUR	REF. KEA KEA CODE CODE KEA	REF. SAP SAP CODE CODE SAP	PUNTOS POINTS POINTS
Valvula vaciador click SP c/reb. Cromo • SP chrome click drain valve with overflow • Vanne d'écoulement click SP avec trop-plein chromée		S809500076	100106052	52,29
		S809500094	100143559	109,83
Sifon square SP cromo • SP chrome square siphon • Siphon square SP chromée		S809500079	100106046	217,64
Sifon round SP cromo • SP chrome round siphon • Siphon round SP chromée		S809500078	100106048	127,35
Sifon botella cromo • Bottle chrome syphon • Siphon bouteille chromée		S809500077	100106045	42,45

MODUL

ENCIMERA KRION® 120 • KRION™ WORKTOP 120 • PLAN VASQUE ENCASTRÉ GAUCHE

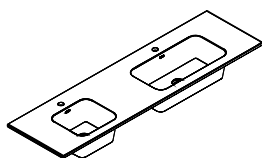
1 lavabo encastrado izquierda • 1 left built-in worktop • 1 plans vasque encastré gauche.
 Con agujero para grifería • With tap hole • Avec trou pour robinetterie
 Con rebosadero • With overflow • Avec trop-plein



COLOR COLOUR COULEUR	REF. KEA KEA CODE CODE KEA	REF. SAP SAP CODE CODE SAP	PUNTOS POINTS POINTS
	S502300006	100099953	828,52
	S502300017	100124580	1.064,29
	S502300014	100124581	1.064,29
	S502300020	100124582	1.064,29
	S502300026	100141015	1.064,29

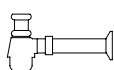
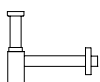
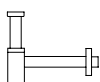
ENCIMERA KRION® 160 • KRION™ WORKTOP 160 • PLAN VASQUE ENCASTRÉ

2 lavabos encastrados • 2 built-in worktops • 2 plans vasque encastrés.
 Con agujero para grifería • With tap hole • Avec trou pour robinetterie
 Con rebosadero • With overflow • Avec trop-plein



COLOR COLOUR COULEUR	REF. KEA KEA CODE CODE KEA	REF. SAP SAP CODE CODE SAP	PUNTOS POINTS POINTS
	S502300004	100099954	1.170,97
	S502300021	100124583	1.547,52
	S502300023	100124584	1.547,52
	S502300013	100124585	1.547,52
	S502300025	100141016	1.547,52

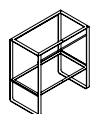
Modul Series



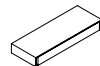
DESCRIPCIÓN DESCRIPTION DESCRIPTION	COLOR COLOUR COULEUR	REF. KEA KEA CODE CODE KEA	REF. SAP SAP CODE CODE SAP	PUNTOS POINTS POINTS
Valvula vaciador click SP c/reb. Cromo • SP chrome click drain valve with overflow • Vanne d'écoulement click SP avec trop-plein chromée		S809500076	100106052	52,29
		S809500094	100143559	109,83
Sifon square SP cromo • SP chrome square siphon • Siphon square SP chromée		S809500079	100106046	217,64
Sifon round SP cromo • SP chrome round siphon • Siphon round SP chromée		S809500078	100106048	127,35
Sifon botella cromo • Bottle chrome syphon • Siphon bouteille chromée		S809500077	100106045	42,45

MODUL

ACCESORIOS 80 • ACCESSORIES 80 • ACCESSOIRES 80



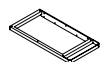
*



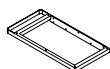
**



**



*



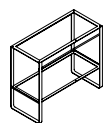
*

DESCRIPCIÓN DESCRIPTION DESCRIPTION	COLOR COLOUR COULEUR	REF. KEA KEA CODE CODE KEA	REF. SAP SAP CODE CODE SAP	PUNTOS POINTS POINTS
Base mueble 80 - MODUL Unit 80 - Meuble MODUL 80		S220800017	100142592	365,72
		S220800020	100142591	857,71
Mueble Cajón Modul 80 - Modul 80 drawer unit - Meuble tiroir Modul 80		S804300006	100142188	905,71
		S804300030	100193349	905,71
Balda MODUL 80 - MODUL shelf 80 - Mensole MODUL 80		S220800023	100142600	296,93
Chasis con toallero MODUL 80, derecha - 80 MODUL Frame with towel rack, right - Structure avec porte-serviettes MODUL 80, droite		S804100015	100100773	194,57
		S804100010	100100772	556,49
Chasis con toallero MODUL 80, izquierda - 80 MODUL Frame with towel rack, left - MODUL Structure avec porte-serviettes 80, gauche		S804100014	100100775	194,57
		S804100016	100100774	556,49

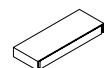
* Para encimera Modul 80 y Encimera Modul On Top 80 - For Modul 80 worktop and Modul On Top 80 worktop - Pour plan vasque Modul 80 et plan vasque Modul On Top 80.

** Junto a la base mueble se debe pedir o el Mueble cajón Modul o la balda Modul - The Modul drawer cabinet or the Modul counter shall be ordered along with the cabinet base - Le meuble à tiroir Modul ou le rayon Modul doivent être commandés en même temps que la base meuble.

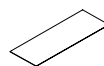
ACCESORIOS 120 • ACCESSORIES 120 • ACCESSOIRES 120



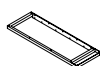
*



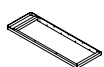
**



**



*



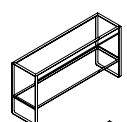
*

DESCRIPCIÓN DESCRIPTION DESCRIPTION	COLOR COLOUR COULEUR	REF. KEA KEA CODE CODE KEA	REF. SAP SAP CODE CODE SAP	PUNTOS POINTS POINTS
Base mueble 120 - MODUL Unit 120 - Meuble MODUL 120		S220800018	100142588	419,43
		S220800016	100142587	1.006,02
Mueble Cajón Modul 120 - Modul 120 drawer unit in - Meuble tiroir Modul 120		S804300012	100142187	979,99
		S804300031	100193380	979,99
Balda MODUL 120 - MODUL shelf 120 - Mensole MODUL 120		S220800021	100142518	317,71
Chasis con toallero MODUL 120, derecha - 120 MODUL Frame with towel rack, right - Structure avec porte-serviettes MODUL 120, droite		S804100017	100100767	222,57
		S804100006	100100766	821,45
Chasis con toallero MODUL 120, izquierda - 120 MODUL Frame with towel rack, left - MODUL Structure avec porte-serviettes 120, gauche		S804100004	100100769	222,57
		S804100008	100100768	821,45

* Para encimera Modul 120 y Encimera Modul On Top 120 - For Modul 120 worktop and Modul On Top 120 worktop - Pour plan vasque Modul 120 et plan vasque Modul On Top 120.

** Junto a la base mueble se debe pedir o el Mueble cajón Modul o la balda Modul - The Modul drawer cabinet or the Modul counter shall be ordered along with the cabinet base - Le meuble à tiroir Modul ou le rayon Modul doivent être commandés en même temps que la base meuble.

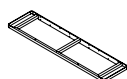
ACCESORIOS 160 • ACCESSORIES 160 • ACCESSOIRES 160



*



**



*

DESCRIPCIÓN DESCRIPTION DESCRIPTION	COLOR COLOUR COULEUR	REF. KEA KEA CODE CODE KEA	REF. SAP SAP CODE CODE SAP	PUNTOS POINTS POINTS
Balda mueble MODUL 160 - MODUL Unit shelf 160 - Mensole meuble MODUL 160		S220800015	100142590	716,93
		S220800019	100142589	1.683,85
Balda MODUL 160 - MODUL shelf 160 - Mensole MODUL 160		S220800022	100142519	565,76
Chasis con toallero MODUL 160 - 160 MODUL Frame with towel rack - Structure avec porte-serviettes MODUL 160		S804100013	100100771	291,87
		S804100011	100100770	874,47

* Para encimera Modul 160 y Encimera Modul On Top 160 - For Modul 160 worktop and Modul On Top 160 worktop - Pour plan vasque Modul 160 et plan vasque Modul On Top 160.

** Junto a la base mueble se debe pedir la balda Modul - The Modul counter shall be ordered along with the cabinet base - Le tiroir Modul ou le rayon Modul doivent être commandés en même temps que la base meuble.

MODUL

lavabo · hand basins · lavabo

30x27 · 12h

55x27 · 12h

encimera on top · on top worktop · plan vasque on top

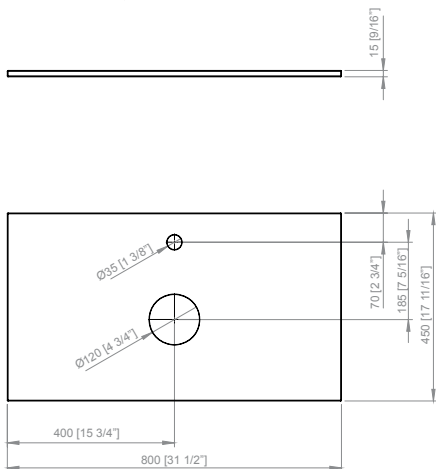
80x45 · 1,5h

120x45 · 1,5h

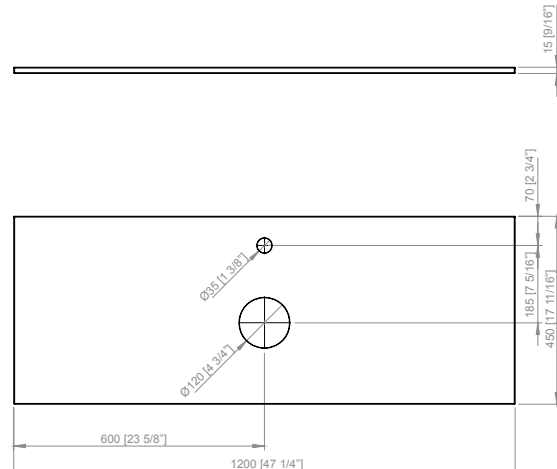
160x45 · 1,5h



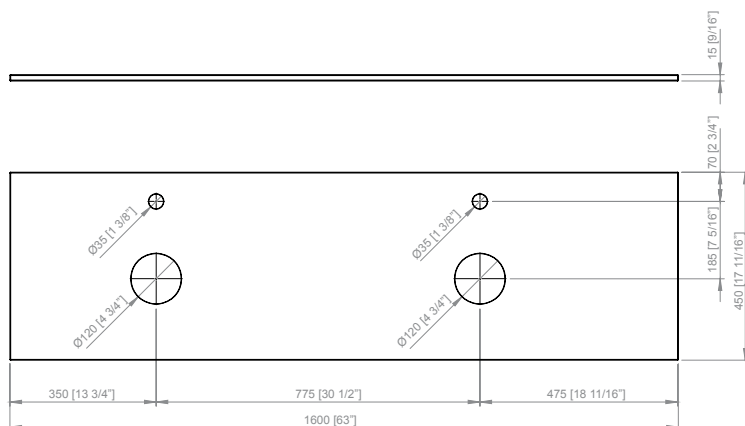
ENCIMERA MODUL ON TOP 80
MODUL ON TOP 80 WORKTOP
PLAN VASQUE ON TOP 80



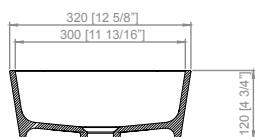
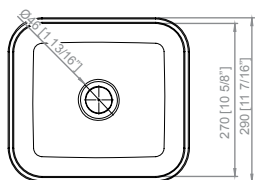
ENCIMERA MODUL ON TOP 120
MODUL ON TOP 120 WORKTOP
PLAN VASQUE ON TOP 120



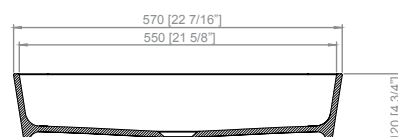
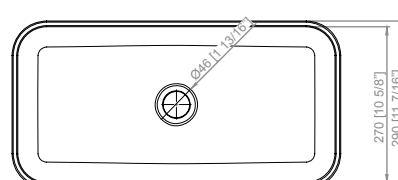
ENCIMERA MODUL ON TOP 160
MODUL ON TOP 160 WORKTOP
PLAN VASQUE ON TOP 160



LAVABO MODUL ON TOP 30 x 27
MODUL ON TOP 30 x 27 HAND BASINS
LAVABO MODUL ON TOP 30 x 27



LAVABO MODUL ON TOP 55 x 27
MODUL ON TOP 55 x 27 HAND BASINS
LAVABO MODUL ON TOP 55 x 27



Recomendado: Para encimera MODUL ON TOP 80 y Encimera MODUL ON TOP 160.
Recommended: For MODUL ON TOP 80 worktop and MODUL ON TOP 160 worktop.
Recommandé: Pour plan vasque MODUL ON TOP 80 et plan vasque MODUL ON TOP 160.

Recomendado: Para encimera MODUL ON TOP 120 y Encimera MODUL ON TOP 160.
Recommended: For MODUL ON TOP 120 worktop and MODUL ON TOP 160 worktop.
Recommandé: Pour plan vasque MODUL ON TOP 120 et plan vasque MODUL ON TOP 160.

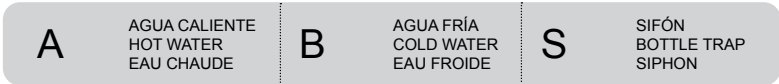
MODUL

CARACTERÍSTICAS • FEATURES • CARACTERISTIQUES

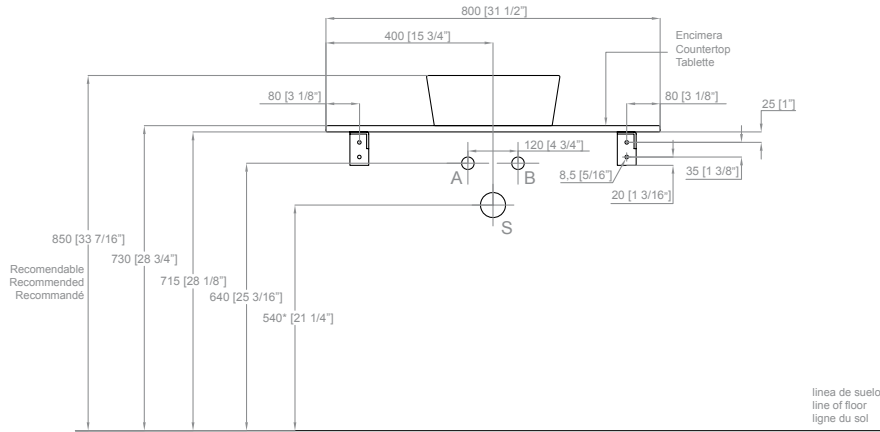
CLASS

PREINSTALACIÓN • PRE-INSTALLING • PRE-INSTALLATION

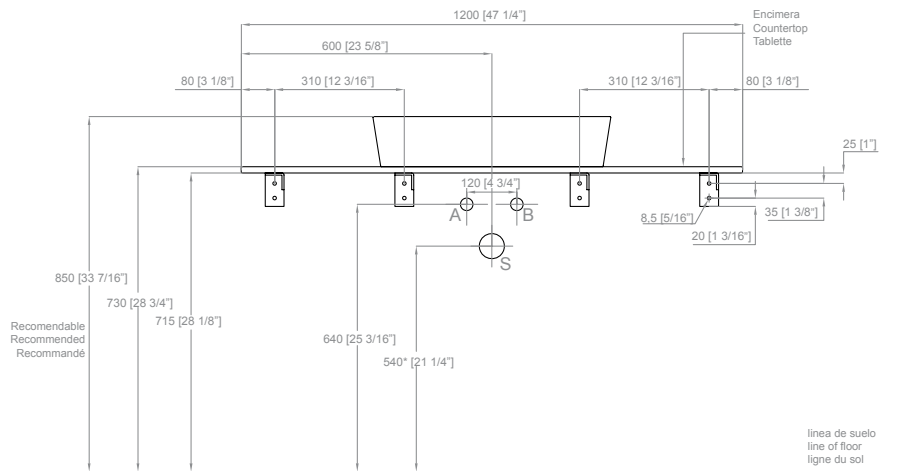
* La cota varía dependiendo el sifón instalado -
The height will vary depending on the type of syphon installed - La cote varie selon le siphon installé.



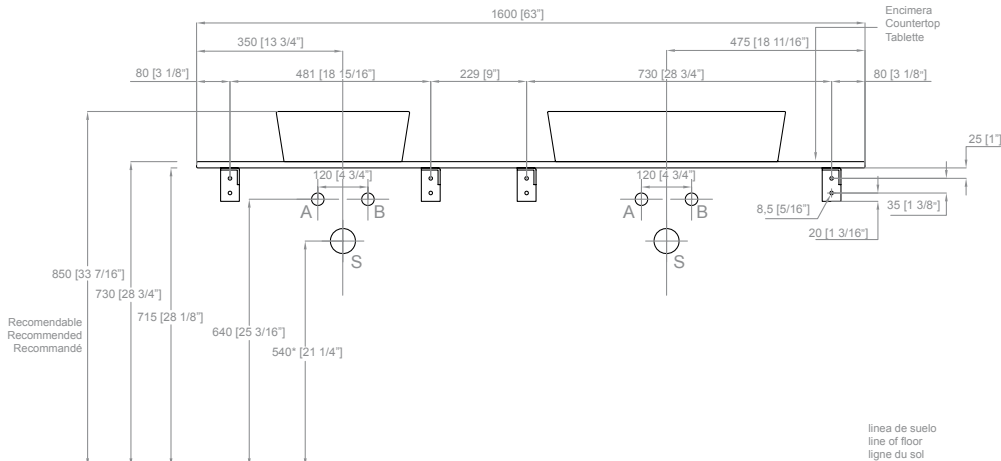
ENCIMERA MODUL ON TOP 80
MODUL ON TOP 80 WORKTOP
PLAN VASQUE MODUL ON TOP 80



ENCIMERA MODUL ON TOP 120
MODUL ON TOP 120 WORKTOP
PLAN VASQUE MODUL ON TOP 120



ENCIMERA MODUL ON TOP 160
MODUL ON TOP 160 WORKTOP
PLAN VASQUE MODUL ON TOP 160



Modul Series



KRION®



negro
black
noir



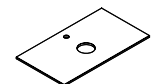
gris
grey
gris



Mint
Mint
Mint



beige
beige
beige



KRION®

ACCESORIOS • ACCESSORIES • ACCESSOIRES



Valvula vaciador SP s/reb.
SP drain valve without overflow
Vanne d'écoulement SP sans trop-plein



cromo
chrome
chromée



blanco
white
blanc



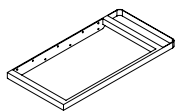
Valvula vaciador click SP s/reb.
SP click drain valve without overflow
Vanne d'écoulement click SP sans trop-plein



cromo
chrome
chromée



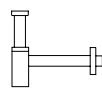
blanco
white
blanc



negro mate
matt black
noir mate



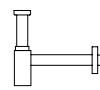
inox brillo
gloss inox
inox brillant



Sifon square SP
SP square siphon
Siphon square SP



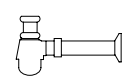
cromo
chrome
chromée



Sifon round SP
SP round siphon
Siphon round SP



cromo
chrome
chromée



Sifon botella
Bottle syphon
Siphon bouteille



cromo
chrome
chromée

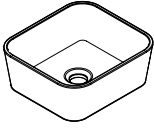
DATOS DE EXPEDICIÓN • EXPEDITION DATA • DONNÉES D'EXPÉDITION

MODELO MODEL MODEL	DIMENSIONES DIMENSIONS DIMENSIONS	VOLUMEN VOLUME VOLUME	PESO NETO NET WEIGHT POIDS NET	PESO BRUTO GROSS WEIGHT POIDS BRUT
Lavabo MODUL ON TOP 30x27 · MODUL ON TOP 30x27 Hand basins · Lavabo MODUL ON TOP 30x27	L 40 cm W 37 cm H 22 cm	0,03 m ³	4 Kg	8 Kg
Lavabo MODUL ON TOP 55x27 · MODUL ON TOP 55x27 Hand basins · Lavabo MODUL ON TOP 55x27	L 65 cm W 37 cm H 22 cm	0,05 m ³	7 Kg	12 Kg
Encimera MODUL ON TOP 80 · MODUL ON TOP 80 worktop · Plan vasque MODUL ON TOP 80	L 90 cm W 55 cm H 10 cm	0,05 m ³	11 Kg	18 Kg
Encimera MODUL ON TOP 120 · MODUL ON TOP 120 worktop · Plan vasque MODUL ON TOP 120	L 130 cm W 55 cm H 10 cm	0,07 m ³	14 Kg	26 Kg
Encimera MODUL ON TOP 160 · MODUL ON TOP 160 worktop · Plan vasque MODUL ON TOP 160	L 170 cm W 55 cm H 10 cm	0,09 m ³	22 Kg	33 Kg
Base mueble MODUL 80 · MODUL Unit 80 · Meuble MODUL 80	L 88 cm W 53 cm H 91,5 cm	0,42 m ³	15 Kg	19 Kg
Chasis con toallero MODUL 80 · 80 MODUL Frame with towel rack · Structure avec porte-serviettes MODUL 80	L 95 cm W 50 cm H 15 cm	0,07 m ³	7 Kg	9 Kg
Base mueble MODUL 120 · MODUL Unit 120 · Meuble MODUL 120	L 128 cm W 53 cm H 91,5 cm	0,62 m ³	18 Kg	23 Kg
Chasis con toallero MODUL 120 · 120 MODUL Frame with towel rack · Structure avec porte-serviettes MODUL 120	L 125 cm W 50 cm H 15 cm	0,09 m ³	9 Kg	12 Kg
Base mueble MODUL 160 · MODUL Unit 160 · Meuble MODUL 160	L 168 cm W 53 cm H 91,5 cm	0,81 m ³	24 Kg	28 Kg
Chasis con toallero MODUL 160 · 160 MODUL Frame with towel rack · Structure avec porte-serviettes MODUL 160	L 165 cm W 50 cm H 15 cm	0,12 m ³	14 Kg	16 Kg

MODUL

LAVABO KRION® 30x27 • KRION™ WASHBASIN 30x27 • LAVABO KRION® 30x27

Lavabo KRION® • KRION™ washbasin • Plans vasque KRION®.

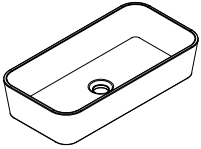


COLOR COLOUR COULEUR	REF. KEA KEA CODE CODE KEA	REF. SAP SAP CODE CODE SAP	PUNTOS POINTS POINTS
	S502200002	100099947	250,87
	S502200043	100124586	425,09
	S502200038	100124587	425,09
	S502200041	100124588	425,09
	S502200048	100141019	425,09

* Para encimera Modul On Top 80 y Encimera Modul On Top 160.
 * For Modul On Top 80 worktop and Modul On Top 160 worktop.
 * Pour plan vasque Modul On Top 80 et plan vasque Modul On Top 160.

LAVABO KRION® 55x27 • KRION™ WASHBASIN 55x27 • LAVABO KRION® 55x27

Lavabo KRION® • KRION™ washbasin • Plans vasque KRION®.

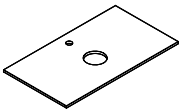


COLOR COLOUR COULEUR	REF. KEA KEA CODE CODE KEA	REF. SAP SAP CODE CODE SAP	PUNTOS POINTS POINTS
	S502200009	100099948	298,01
	S502200033	100124589	531,47
	S502200044	100124590	531,47
	S502200032	100124591	531,47
	S502200049	100141050	531,47

* Para encimera Modul On Top 120 y Encimera Modul On Top 160.
 * For Modul On Top 120 worktop and Modul On Top 160 worktop.
 * Pour plan vasque Modul On Top 120 et plan vasque Modul On Top 160.

ENCIMERA ON TOP KRION® 80 • KRION™ ON TOP WORKTOP 80 • PLAN VASQUE ON TOP KRION® 80

Encimera para instalación de un lavabo On Top • Top washbasin worktop • Plan Vasque pour installation d'un lavabo Top

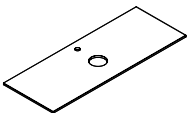


COLOR COLOUR COULEUR	REF. KEA KEA CODE CODE KEA	REF. SAP SAP CODE CODE SAP	PUNTOS POINTS POINTS
	S502300008	100099959	382,70

Lavabo no incluido • Washbasin not included • Plan Vasque ne sont pas inclus

ENCIMERA ON TOP KRION® 120 • KRION™ ON TOP WORKTOP 120 • PLAN VASQUE ON TOP KRION® 120

Encimera para instalación de un lavabo On Top • Top washbasin worktop • Plan Vasque pour installation d'un lavabo Top

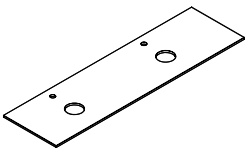


COLOR COLOUR COULEUR	REF. KEA KEA CODE CODE KEA	REF. SAP SAP CODE CODE SAP	PUNTOS POINTS POINTS
	S502300007	100099957	553,55

Lavabo no incluido • Washbasin not included • Plan Vasque ne sont pas inclus

ENCIMERA ON TOP KRION® 160 • KRION™ ON TOP WORKTOP 160 • PLAN VASQUE ON TOP KRION® 160

Encimera para instalación de dos lavabos On Top • Top washbasin worktop • Plan Vasque pour installation 2 vasques Top

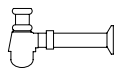
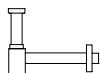
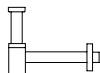


COLOR COLOUR COULEUR	REF. KEA KEA CODE CODE KEA	REF. SAP SAP CODE CODE SAP	PUNTOS POINTS POINTS
	S502300002	100099958	726,64

Lavabos no incluido • Washbasins not included • Plan Vasques ne sont pas inclus

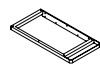
MODUL

ACCESORIOS • ACCESSORIES • ACCESSOIRES

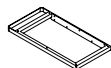


DESCRIPCIÓN DESCRIPTION DESCRIPTION	COLOR COLOUR COULEUR	REF. KEA KEA CODE CODE KEA	REF. SAP SAP CODE CODE SAP	PUNTOS POINTS POINTS
Valvula vaciador SP s/reb. Cromo · SP chrome drain valve without overflow · Vanne d'écoulement SP sans trop-plein chromée		S809500080	100106053	40,16
		S809500092	100143622	78,16
Valvula vaciador click SP s/reb. · SP click drain valve without overflow Vanne d'écoulement click SP sans trop-plein		S809500093	100143621	80,86
		S809500095	100143620	109,83
Sifon square SP cromo · SP chrome square siphon · Siphon square SP chromée		S809500079	100106046	217,64
Sifon round SP cromo · SP chrome round siphon · Siphon round SP chromée		S809500078	100106048	127,35
Sifon botella cromo · Bottle chrome syphon · Siphon bouteille chromée		S809500077	100106045	42,45

ACCESORIOS 80 • ACCESSORIES 80 • ACCESSOIRES 80



*

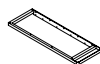


*

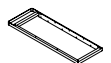
DESCRIPCIÓN DESCRIPTION DESCRIPTION	COLOR COLOUR COULEUR	REF. KEA KEA CODE CODE KEA	REF. SAP SAP CODE CODE SAP	PUNTOS POINTS POINTS
Chasis con toallero MODUL 80, derecha · 80 MODUL Frame with towel rack, right · Structure avec porte-serviettes MODUL 80, droite		S804100015	100100773	194,57
		S804100010	100100772	556,49
Chasis con toallero MODUL 80, izquierda · 80 MODUL Frame with towel rack, left · MODUL Structure avec porte-serviettes 80, gauche		S804100014	100100775	194,57
		S804100016	100100774	556,49

* Para encimera Modul 80 y Encimera Modul On Top 80 · For Modul 80 worktop and Modul On Top 80 worktop · Pour plan vasque Modul 80 et plan vasque Modul On Top 80.

ACCESORIOS 120 • ACCESSORIES 120 • ACCESSOIRES 120



*

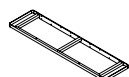


*

DESCRIPCIÓN DESCRIPTION DESCRIPTION	COLOR COLOUR COULEUR	REF. KEA KEA CODE CODE KEA	REF. SAP SAP CODE CODE SAP	PUNTOS POINTS POINTS
Chasis con toallero MODUL 120, derecha · 120 MODUL Frame with towel rack, right · Structure avec porte-serviettes MODUL 120, droite		S804100017	100100767	222,57
		S804100006	100100766	821,45
Chasis con toallero MODUL 120, izquierda · 120 MODUL Frame with towel rack, left · MODUL Structure avec porte-serviettes 120, gauche		S804100004	100100769	222,57
		S804100008	100100768	821,45

* Para encimera Modul 120 y Encimera Modul On Top 120 · For Modul 120 worktop and Modul On Top 120 worktop · Pour plan vasque Modul 120 et plan vasque Modul On Top 120.

ACCESORIOS 160 • ACCESSORIES 160 • ACCESSOIRES 160



*

DESCRIPCIÓN DESCRIPTION DESCRIPTION	COLOR COLOUR COULEUR	REF. KEA KEA CODE CODE KEA	REF. SAP SAP CODE CODE SAP	PUNTOS POINTS POINTS
Chasis con toallero MODUL 160 · 160 MODUL Frame with towel rack · Structure avec porte-serviettes MODUL 160		S804100013	100100771	291,87
		S804100011	100100770	874,47

* Para encimera Modul 160 y Encimera Modul On Top 160 · For Modul 160 worktop and Modul On Top 160 worktop · Pour plan vasque Modul 160 et plan vasque Modul On Top 160.

MODUL

lavamanos · hand basins · lave-mains

34x41 · 17h

35x50 · 17h

59x41 · 17h

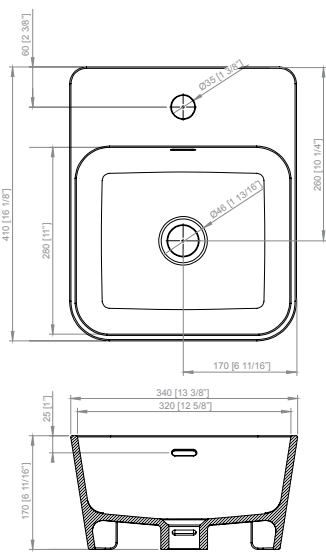
80x41 · 17h

120x41 · 17h

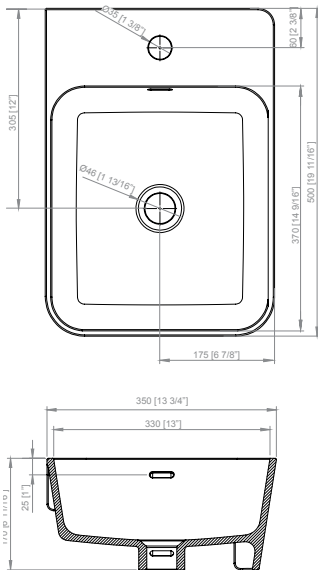
41x41 · 17h



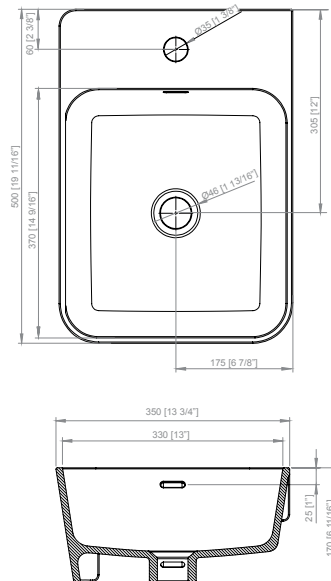
LAVAMANOS MODUL 34 x 41
MODUL 34 x 41 HAND BASINS
LAVE-MAINS MODUL 34 x 41



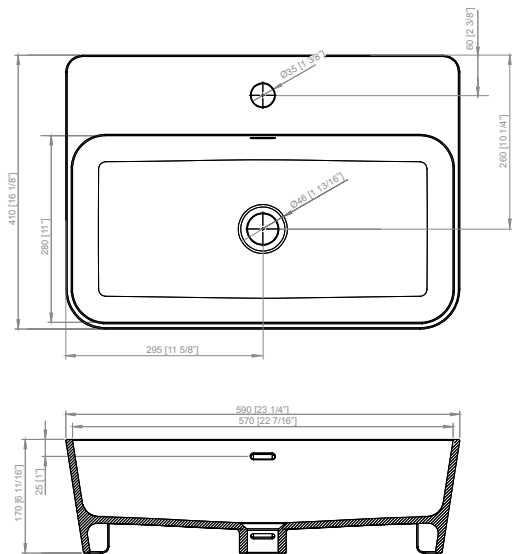
LAVAMANOS MODUL DERECHA 35 x 50
MODUL 35 x 50 HAND BASINS, RIGHT
LAVE-MAINS MODUL DROITE 35 x 50



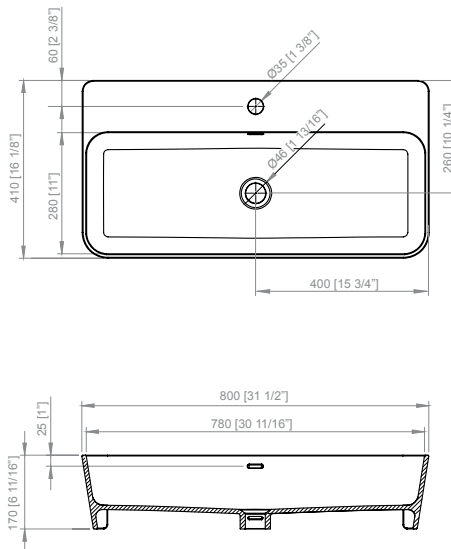
LAVAMANOS MODUL IZQUIERDA 35 x 50
MODUL 35 x 50 HAND BASINS, LEFT
LAVE-MAINS MODUL GAUCHE 35 x 50



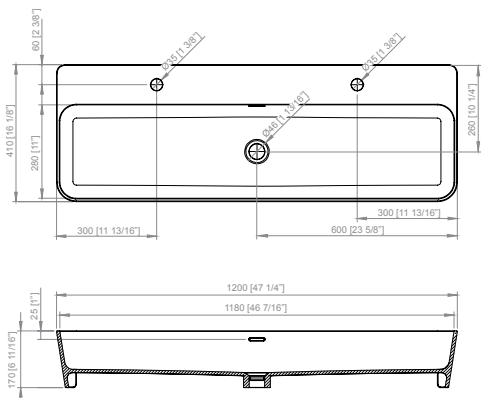
LAVAMANOS MODUL 59 x 41
MODUL 59 x 41 HAND BASINS
LAVE-MAINS MODUL 59 x 41



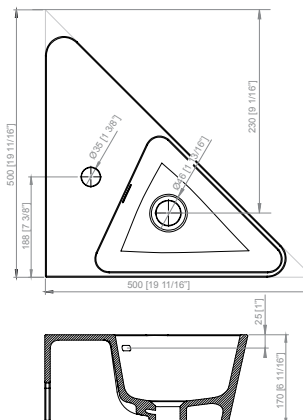
LAVAMANOS MODUL 80 x 41
MODUL 80 x 41 HAND BASINS
LAVE-MAINS MODUL 80 x 41



LAVAMANOS MODUL 120 x 41
MODUL 120 x 41 HAND BASINS
LAVE-MAINS MODUL 120 x 41



LAVAMANOS MODUL CORNER
MODUL CORNER HAND BASINS
LAVE-MAINS MODUL CORNER



MODUL

CARACTERÍSTICAS • FEATURES • CARACTERISTIQUES

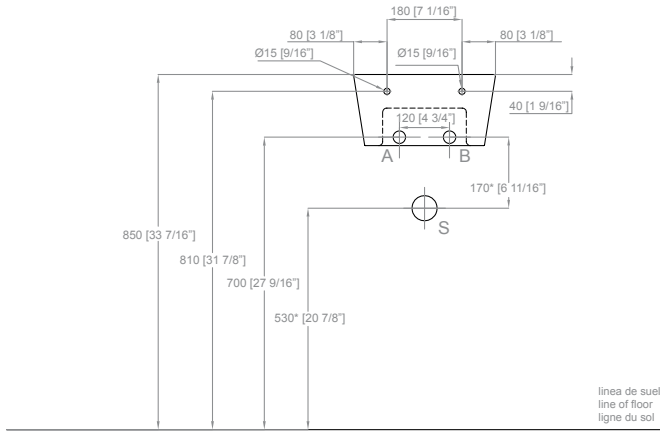
CLASS

PREINSTALACIÓN • PRE-INSTALLING • PRE-INSTALLATION

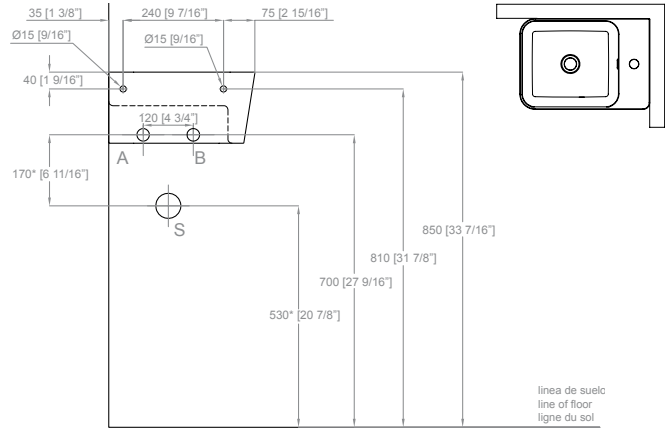
* La cota varía dependiendo el sifón instalado -
The height will vary depending on the type of syphon installed - La cote varie selon le siphon installé.

A	AGUA CALIENTE HOT WATER EAU CHAUDE	B	AGUA FRÍA COLD WATER EAU FROIDE	S	SIFÓN BOTTLE TRAP SIPHON
----------	--	----------	---------------------------------------	----------	--------------------------------

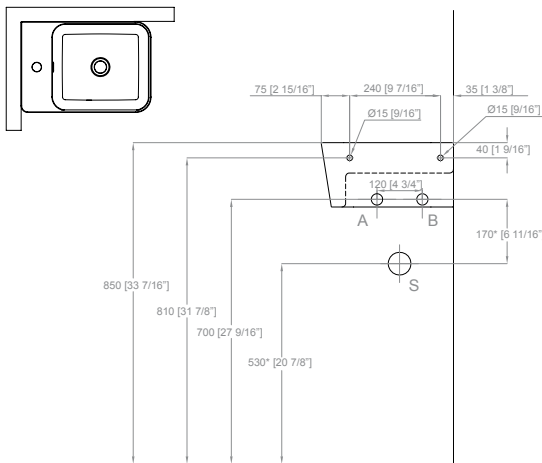
LAVAMANOS MODUL 34 x 41
MODUL 34 x 41 HAND BASINS
LAVE-MAINS MODUL 34 x 41



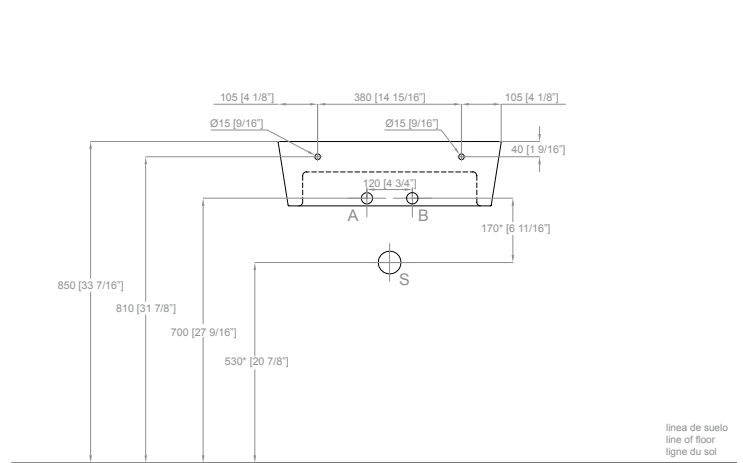
LAVAMANOS MODUL DERECHA 35 x 50
MODUL 35 x 50 HAND BASINS, RIGHT
LAVE-MAINS MODUL DROITE 35 x 50



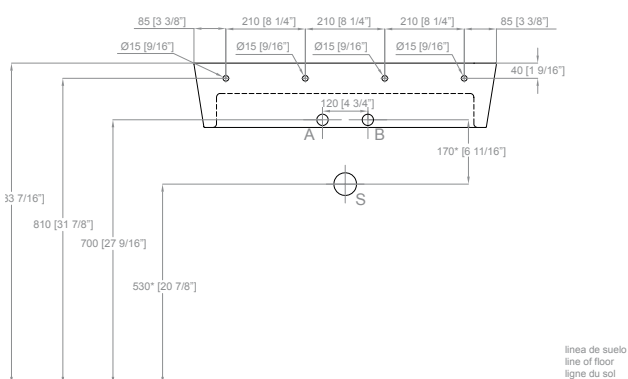
LAVAMANOS MODUL IZQUIERDA 35 x 50
MODUL 35 x 50 HAND BASINS, LEFT
LAVE-MAINS MODUL GAUCHE 35 x 50



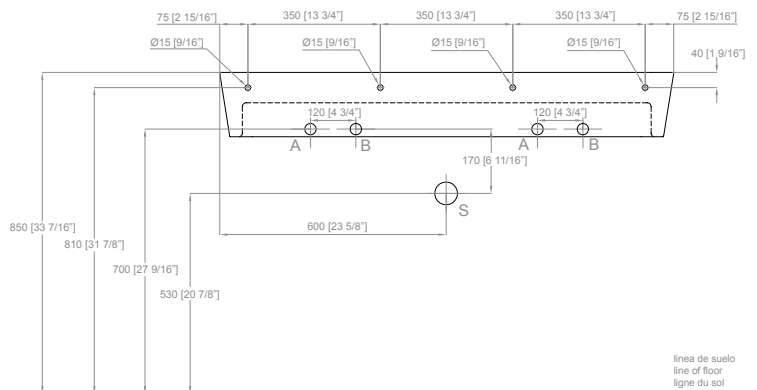
LAVAMANOS MODUL 59 x 41
MODUL 59 x 41 HAND BASINS
LAVE-MAINS MODUL 59 x 41



LAVAMANOS MODUL 80 x 41
MODUL 80 x 41 HAND BASINS
LAVE-MAINS MODUL 80 x 41



LAVAMANOS MODUL 120 x 41
MODUL 120 x 41 HAND BASINS
LAVE-MAINS MODUL 120 x 41

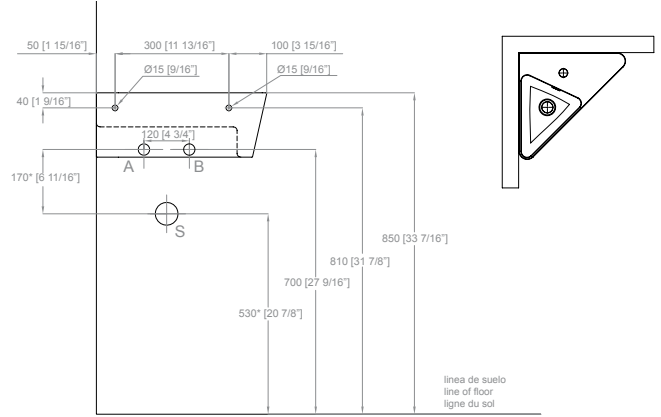


Modul Series

* La cota varía dependiendo el sifón instalado -
The height will vary depending on the type of syphon installed - La cote varie selon le siphon installé.

A	AGUA CALIENTE HOT WATER EAU CHAUDE	B	AGUA FRÍA COLD WATER EAU FROIDE	S	SIFÓN BOTTLE TRAP SIPHON
----------	--	----------	---------------------------------------	----------	--------------------------------

LAVAMANOS MODUL CORNER 41
MODUL CORNER 41 HAND BASINS
LAVE-MAINS MODUL CORNER 41



COLORES • COLOURS • COULEURS

	KRION®		negro black noir		gris grey gris		Mint Mint Mint		beige beige beige		KRION®		negro black noir		gris grey gris		Mint Mint Mint		beige beige beige
--	--------	--	------------------------	--	----------------------	--	----------------------	--	-------------------------	--	--------	--	------------------------	--	----------------------	--	----------------------	--	-------------------------

ACCESORIOS • ACCESSORIES • ACCESSOIRES

	Desagüe click-clack Click-clack waste Vidage click-clack		cromo chrome chromée		blanco white blanc		Sifon square SP SP square siphon Siphon square SP		cromo chrome chromée		Sifon round SP SP round siphon Siphon round SP		cromo chrome chromée		Sifon botella Bottle syphon Siphon bouteille		cromo chrome chromée
--	--	--	----------------------------	--	--------------------------	--	---	--	----------------------------	--	--	--	----------------------------	--	--	--	----------------------------

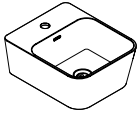
DATOS DE EXPEDICIÓN • EXPEDITION DATA • DONNÉES D'EXPÉDITION

MODELO MODEL MODEL	DIMENSIONES DIMENSIONS DIMENSIONS	VOLUMEN VOLUME VOLUME	PESO NETO NET WEIGHT POIDS NET	PESO BRUTO GROSS WEIGHT POIDS BRUT
Lavamanos MODUL 34x41 - MODUL 34x41 Hand basins - Lave-mains MODUL 34x41	L 44 cm W 51 cm H 27 cm	0,06 m ³	10 Kg	15 Kg
Lavamanos MODUL 50x35 (der/izq) - MODUL 50x35 Hand basins (right/left) - Lave-mains MODUL 50x35 (droite/guache)	L 60 cm W 45 cm H 27 cm	0,07 m ³	11 Kg	16 Kg
Lavamanos MODUL 59x41 - MODUL 59x41 Hand basins - Lave-mains MODUL 59x41	L 69 cm W 51 cm H 27 cm	0,10 m ³	16 Kg	21 Kg
Lavamanos MODUL 80x41 - MODUL 80x41 Hand basins - Lave-mains MODUL 80x41	L 90 cm W 51 cm H 27 cm	0,12 m ³	22 Kg	29 Kg
Lavamanos MODUL 120x41 - MODUL 120x41 Hand basins - Lave-mains MODUL 120x41	L 130 cm W 51 cm H 27 cm	0,18 m ³	20 Kg	25 Kg
Lavamanos MODUL Corner - MODUL Corner Hand basins - Lave-mains MODUL Corner 41	L 50 cm W 50 cm H 27 cm	0,07 m ³	9 Kg	15 Kg
Pedestal MODUL - Pedestal MODUL - Colonne MODUL	L 75 cm W 39 cm H 23 cm	0,06 m ³	11 Kg	17 Kg

MODUL

LAVAMANOS KRION® 34x41 • KRION™ HAND BASINS 34x41 • LAVE-MAINS KRION® 34x41

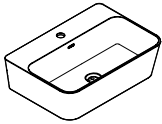
Lavamanos KRION® • KRION™ hand basins • Lave-mains KRION®.
Con rebosadero • With overflow • Avec trop-plein



COLOR COLOUR COULEUR	REF. KEA KEA CODE CODE KEA	REF. SAP SAP CODE CODE SAP	PUNTOS POINTS POINTS
	S502200001	100099941	433,93
	S502200026	100118753	598,45
	S502200027	100118752	598,45
	S502200039	100124592	598,45
	S502200056	100141056	598,45

LAVAMANOS KRION® 59x41 • KRION™ HAND BASINS 59x41 • LAVE-MAINS KRION® 59x41


Lavamanos KRION® • KRION™ hand basins • Lave-mains KRION®.
Con rebosadero • With overflow • Avec trop-plein



COLOR COLOUR COULEUR	REF. KEA KEA CODE CODE KEA	REF. SAP SAP CODE CODE SAP	PUNTOS POINTS POINTS
	S502200007	100099945	485,30
	S502200019	100118759	665,86
	S502200025	100118758	665,86
	S502200034	100124596	665,86
	S502200054	100141055	665,86

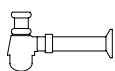
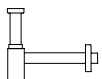
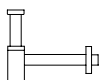
LAVAMANOS KRION® 80x41 • KRION™ HAND BASINS 80x41 • LAVE-MAINS KRION® 80x41

Lavamanos KRION® • KRION™ hand basins • Lave-mains KRION®.
Con rebosadero • With overflow • Avec trop-plein



COLOR COLOUR COULEUR	REF. KEA KEA CODE CODE KEA	REF. SAP SAP CODE CODE SAP	PUNTOS POINTS POINTS
	S502200005	100099946	601,85
	S502200014	100118761	813,80
	S502200015	100118760	813,80
	S502200031	100124597	813,80
	S502200047	100141038	813,80

ACCESORIOS • ACCESSORIES • ACCESSOIRES

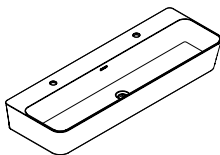


DESCRIPCIÓN DESCRIPTION DESCRIPTION	COLOR COLOUR COULEUR	REF. KEA KEA CODE CODE KEA	REF. SAP SAP CODE CODE SAP	PUNTOS POINTS POINTS
Valvula vaciador click SP c/reb. Cromo • SP chrome click drain valve with overflow • Vanne d'écoulement click SP avec trop-plein chromée		S809500076	100106052	52,29
		S809500094	100143559	109,83
Sifon square SP cromo • SP chrome square siphon • Siphon square SP chromée		S809500079	100106046	217,64
Sifon round SP cromo • SP chrome round siphon • Siphon round SP chromée		S809500078	100106048	127,35
Sifon botella cromo • Bottle chrome syphon • Siphon bouteille chromée		S809500077	100106045	42,45

MODUL

LAVAMANOS KRION® 120x41 · KRION™ HAND BASINS 120x41 · LAVE-MAINS KRION® 120x41

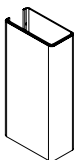
Lavamanos KRION® · KRION™ hand basins · Lave-mains KRION®.
Con rebosadero · With overflow · Avec trop-plein



COLOR COLOUR COULEUR	REF. KEA KEA CODE CODE KEA	REF. SAP SAP CODE CODE SAP	PUNTOS POINTS POINTS
	S502200006	100099940	771,94
	S502200022	100118763	987,78
	S502200023	100118762	987,78
	S502200030	100124598	987,78
	S502200046	100141039	987,78

PEDESTAL LAVAMANOS KRION® 16x32x68 · KRION™ HAND BASINS PEDESTAL 16x32x68 · COLONNE LAVE-MAINS KRION® 16x32x68

KRION® · KRION™ · KRION®.

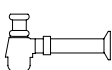


COLOR COLOUR COULEUR	REF. KEA KEA CODE CODE KEA	REF. SAP SAP CODE CODE SAP	PUNTOS POINTS POINTS
	S804100018	100112777	585,81
	S804100019	100118780	812,43
	S804100020	100118779	812,43
	S804100021	100124599	812,43
	S804100022	100141060	812,43

* El pedestal Modul puede ir montado con los lavamanos indicados en la pág. 140-141 ·
* The Modul pedestal can be assembled with the washbasins indicated on pages 140-141 ·
* Le piédestal Modul peut être installé avec les lavabos indiqués sur la page 140-141.

Modul Series

ACCESORIOS · ACCESSORIES · ACCESSOIRES

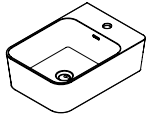


DESCRIPCIÓN DESCRIPTION DESCRIPTION	COLOR COLOUR COULEUR	REF. KEA KEA CODE CODE KEA	REF. SAP SAP CODE CODE SAP	PUNTOS POINTS POINTS
Valvula vaciador click SP c/reb. Cromo · SP chrome click drain valve with overflow · Vanne d'écoulement click SP avec trop-plein chromée		S809500076	100106052	52,29
		S809500094	100143559	109,83
Sifon square SP cromo · SP chrome square siphon · Siphon square SP chromée		S809500079	100106046	217,64
Sifon round SP cromo · SP chrome round siphon · Siphon round SP chromée		S809500078	100106048	127,35
Sifon botella cromo · Bottle chrome syphon · Siphon bouteille chromée		S809500077	100106045	42,45

MODUL

LAVAMANOS KRION® 35x50, DERECHA • KRION™ HAND BASINS 35x50, RIGHT • LAVE-MAINS KRION® 35x50, DROITE

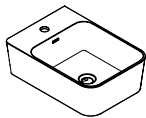
Lavamanos KRION® • KRION™ hand basins • Lave-mains KRION®.
Con rebosadero • With overflow • Avec trop-plein



COLOR COLOUR COULEUR	REF. KEA KEA CODE CODE KEA	REF. SAP SAP CODE CODE SAP	PUNTOS POINTS POINTS
	S502200004	100099943	491,48
	S502200016	100118755	630,07
	S502200017	100118754	630,07
	S502200040	100124593	630,07
	S502200050	100141052	630,07

LAVAMANOS KRION® 35x50, IZQUIERDA • KRION™ HAND BASINS 35x50, LEFT • LAVE-MAINS KRION® 35x50, GAUCHE

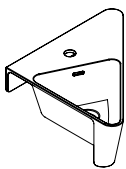
Lavamanos KRION® • KRION™ hand basins • Lave-mains KRION®.
Con rebosadero • With overflow • Avec trop-plein



COLOR COLOUR COULEUR	REF. KEA KEA CODE CODE KEA	REF. SAP SAP CODE CODE SAP	PUNTOS POINTS POINTS
	S502200003	100099944	491,48
	S502200018	100118757	630,07
	S502200020	100118756	630,07
	S502200042	100124594	630,07
	S502200051	100141053	630,07

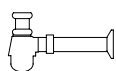
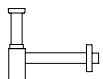
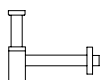
LAVAMANOS KRION® CORNER 41 • KRION™ CORNER 41 HAND BASINS • LAVE-MAINS KRION® CORNER 41

Lavamanos KRION® • KRION™ hand basins • Lave-mains KRION®.
Con rebosadero • With overflow • Avec trop-plein



COLOR COLOUR COULEUR	REF. KEA KEA CODE CODE KEA	REF. SAP SAP CODE CODE SAP	PUNTOS POINTS POINTS
	S502200008	100099942	463,61
	S502200013	100118751	581,12
	S502200012	100118750	581,12
	S502200037	100124595	581,12
	S502200052	100141054	581,12

ACCESORIOS • ACCESSORIES • ACCESSOIRES



DESCRIPCIÓN DESCRIPTION DESCRIPTION	COLOR COLOUR COULEUR	REF. KEA KEA CODE CODE KEA	REF. SAP SAP CODE CODE SAP	PUNTOS POINTS POINTS
Valvula vaciador click SP c/reb. Cromo • SP chrome click drain valve with overflow • Vanne d'écoulement click SP avec trop-plein chromée		S809500076	100106052	52,29
		S809500094	100143559	109,83
Sifon square SP cromo • SP chrome square siphon • Siphon square SP chromée		S809500079	100106046	217,64
Sifon round SP cromo • SP chrome round siphon • Siphon round SP chromée		S809500078	100106048	127,35
Sifon botella cromo • Bottle chrome syphon • Siphon bouteille chromée		S809500077	100106045	42,45

MODUL

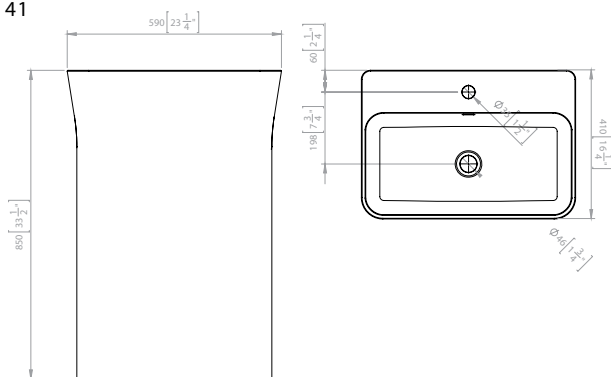
lavabo a suelo · floor standing washbasin · lavabo au sol

34x41 · 85h

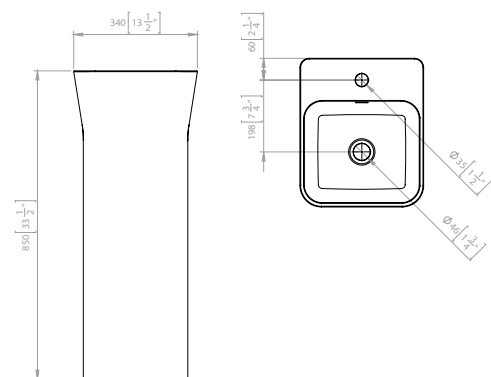
59x41 · 85h



59 x 41



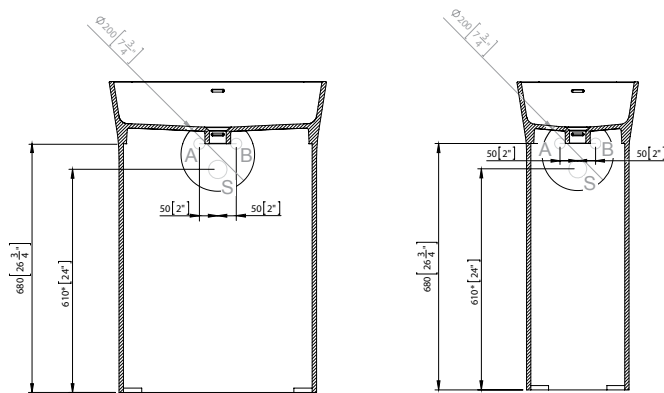
34 x 41



PREINSTALACIÓN • PRE-INSTALLING • PRE-INSTALLATION

59 x 41


34 x 41




- A** AGUA CALIENTE
HOT WATER
EAU CHAUDE
- B** AGUA FRÍA
COLD WATER
EAU FROIDE
- S** SIFÓN
BOTTLE TRAP
SIPHON

* La cota varía dependiendo el sifón instalado.
The height will vary depending on the type of syphon installed. La cote varie selon le siphon installé.

COLORES • COLOURS • COULEURS



ACCESORIOS • ACCESSORIES • ACCESSOIRES



DATOS DE EXPEDICIÓN • EXPEDITION DATA • DONNÉES D'EXPÉDITION

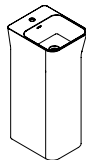
MODELO MODEL MODEL	DIMENSIONES DIMENSIONS DIMENSIONS	VOLUMEN VOLUME VOLUME	PESO NETO NET WEIGHT POIDS NET	PESO BRUTO GROSS WEIGHT POIDS BRUT
Lavabo MODUL 34x41 • MODUL 34x41 Washbasin • Plan Vasque MODUL 34x41	L 51 cm W 42 cm H 93 cm	0,20 m ³	30 Kg	41 Kg
Lavabo MODUL 59x41 • MODUL 59x41 Washbasin 59x41 • Plan Vasque MODUL 59x41	L 51 cm W 67 cm H 93 cm	0,31 m ³	52 Kg	65 Kg

MODUL

LAVABO A SUELO KRION® 34 · KRION™ FLOOR STANDING WASHBASIN 34 ·

LAVABO AU SOL KRION® 34

Lavabo KRION® · KRION™ washbasin · Lavabo KRION®
Con rebosadero · With overflow · Avec trop-plein

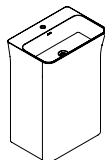


COLOR COLOUR COULEUR	REF. KEA KEA CODE CODE KEA	REF. SAP SAP CODE CODE SAP	PUNTOS POINTS POINTS
	S502200010	100112775	1.190,54
	S502200024	100118765	1.478,47
	S502200021	100118764	1.478,47
	S502200035	100124600	1.478,47
	S502200053	100141071	1.478,47

LAVABO A SUELO KRION® 59 · KRION™ FLOOR STANDING WASHBASIN 59 ·

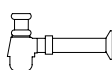
LAVABO AU SOL KRION® 59

Lavabo KRION® · KRION™ washbasin · Lavabo KRION®
Con rebosadero · With overflow · Avec trop-plein



COLOR COLOUR COULEUR	REF. KEA KEA CODE CODE KEA	REF. SAP SAP CODE CODE SAP	PUNTOS POINTS POINTS
	S502200011	100112776	1.678,24
	S502200029	100118767	2.064,55
	S502200028	100118766	2.064,55
	S502200045	100124601	2.064,55
	S502200055	100141072	2.064,55

ACCESORIOS · ACCESSORIES · ACCESSOIRES



DESCRIPCIÓN DESCRIPTION DESCRIPTION	COLOR COLOUR COULEUR	REF. KEA KEA CODE CODE KEA	REF. SAP SAP CODE CODE SAP	PUNTOS POINTS POINTS
Valvula vaciador click SP c/reb. Cromo · SP chrome click drain valve with overflow · Vanne d'écoulement click SP avec trop-plein chromée		S809500076	100106052	52,29
		S809500094	100143559	109,83
Sifon square SP cromo · SP chrome square siphon · Siphon square SP chromée		S809500079	100106046	217,64
Sifon round SP cromo · SP chrome round siphon · Siphon round SP chromée		S809500078	100106048	127,35
Sifon botella cromo · Bottle chrome syphon · Siphon bouteille chromée		S809500077	100106045	42,45

MODUL

platos · shower trays · receveurs

80x80 · 5h

140x80 · 5h

90x90 · 5h

140x90 · 5h

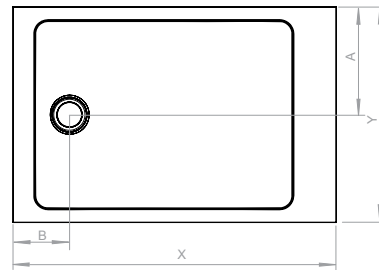
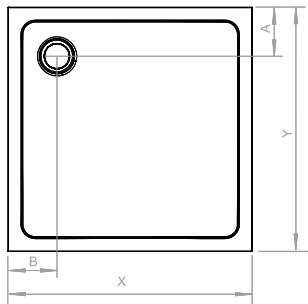
120x80 · 5h

150x90 · 5h

120x90 · 5h

160x90 · 5h

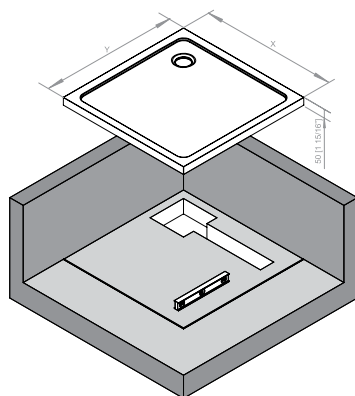




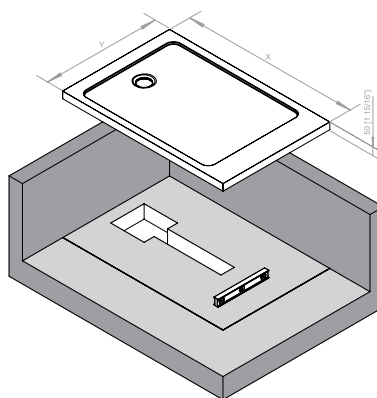
MODELO/ MODEL/ MODÈLE	X	Y	A	B
80 x 80	80	80	18	18
90 x 90	90	90	18	18

MODELO/ MODEL/ MODÈLE	X	Y	A	B
120 x 80	120	80	40	21
120 x 90	120	90	45	21
140 x 80	140	80	40	21
140 x 90	140	90	45	21
150 x 90	150	90	45	21
160 x 90	160	90	45	21

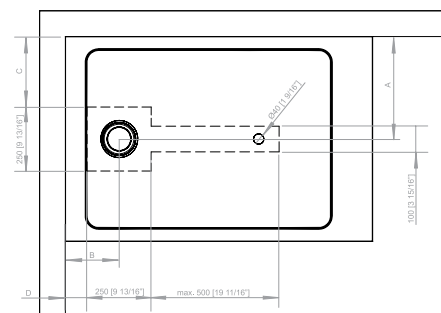
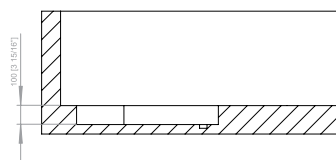
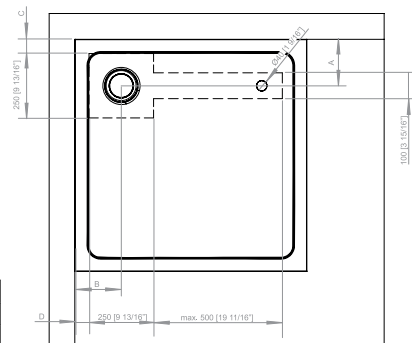
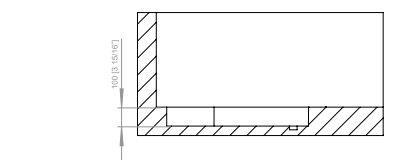
PREINSTALACIÓN • PRE-INSTALLING • PRE-INSTALLATION



	X	Y	A	B	C	D
800 x 800	800 [31 1/2"]	800 [31 1/2"]	180 [7 1/16"]	180 [7 1/16"]	55 [2 3/16"]	55 [2 3/16"]
900 x 900	900 [35 7/16"]	900 [35 7/16"]	180 [7 1/16"]	180 [7 1/16"]	55 [2 3/16"]	55 [2 3/16"]



	X	Y	A	B	C	D
1200 x 800	1200 [47 1/4"]	800 [31 1/2"]	400 [15 3/4"]	210 [8 1/4"]	275 [10 13/16"]	85 [3 3/8"]
1200 x 900	1200 [47 1/4"]	900 [35 7/16"]	450 [17 11/16"]	210 [8 1/4"]	325 [12 13/16"]	85 [3 3/8"]
1400 x 800	1400 [55 1/8"]	800 [31 1/2"]	400 [15 3/4"]	210 [8 1/4"]	275 [10 13/16"]	85 [3 3/8"]
1400 x 900	1400 [55 1/8"]	900 [35 7/16"]	450 [17 11/16"]	210 [8 1/4"]	325 [12 13/16"]	85 [3 3/8"]
1500 x 900	1500 [59 1/16"]	900 [35 7/16"]	450 [17 11/16"]	210 [8 1/4"]	325 [12 13/16"]	85 [3 3/8"]
1600 x 900	1600 [63"]	900 [35 7/16"]	450 [17 11/16"]	210 [8 1/4"]	325 [12 13/16"]	85 [3 3/8"]

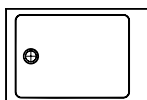


Modul Series

MODUL

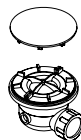
CARACTERÍSTICAS • CARACTERÍSTICAS • CARACTÉRISTIQUES

COLORES • COLOURS • COULEURS



blanco KRION®
KRION™ white
blanc KRION®

ACCESORIOS • ACCESSORIES • ACCESSOIRES



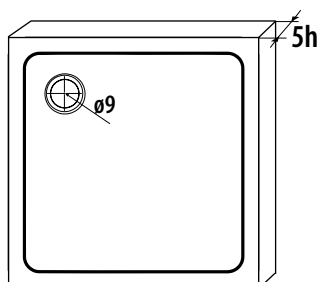
desagüe 90 mm
waste 90 mm
vidage 90 mm

DATOS DE EXPEDICIÓN • EXPEDITION DATA • DONNÉES D'EXPÉDITION

	DIMENSIONES DIMENSIONS DIMENSIONS	VOLUMEN VOLUME VOLUME	PESO NETO NET WEIGHT POIDS NET	PESO BRUTO GROSS WEIGHT POIDS BRUT	UDS. PALET PALLET UNITS UNITÉS PALLET
80x80	L 90 cm. W 90 cm. H 15 cm.	0,12 m ³	17 Kg	25 Kg	6
90x90	L 100 cm. W 100 cm. H 15 cm.	0,15 m ³	22 Kg	32 Kg	6
120x80	L 130 cm. W 90 cm. H 15 cm.	0,18 m ³	28 Kg	36 Kg	6
120x90	L 130 cm. W 100 cm. H 15 cm.	0,20 m ³	36 Kg	47 Kg	6
140x80	L 150 cm. W 90 cm. H 15 cm.	0,20 m ³	31 Kg	45 Kg	6
140x90	L 140 cm. W 100 cm. H 15 cm.	0,21 m ³	38 Kg	51 Kg	6
150x90	L 160 cm. W 100 cm. H 15 cm.	0,24 m ³	50 Kg	62 Kg	6
160x90	L 170 cm. W 100 cm. H 15 cm.	0,26 m ³	33 Kg	40 Kg	6

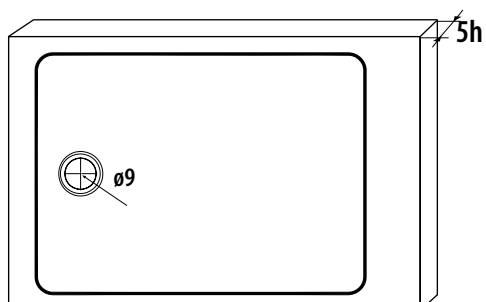
Modul Series

MODUL



DIMENSIONES DIMENSIONS FORMAT	REF. KEA KEA CODE CODE KEA	REF. SAP SAP CODE CODE SAP	PUNTOS POINTS POINTS
80x80 • 5h	S220800007	100099982	534,25
90x90 • 5h	S220800002	100099983	662,33

MODUL



DIMENSIONES DIMENSIONS FORMAT	REF. KEA KEA CODE CODE KEA	REF. SAP SAP CODE CODE SAP	PUNTOS POINTS POINTS
120x80 • 5h	S220800008	100099976	800,86
120x90 • 5h	S220800004	100099977	887,03
140x80 • 5h	S220800001	100099978	927,86
140x90 • 5h	S220800006	100099979	1.027,94
150x90 • 5h	S220800003	100099980	1.108,90
160x90 • 5h	S220800005	100099981	1.179,46

Modul Series

ACCESORIOS • ACCESSORIES • ACCESSOIRES



DESCRIPCIÓN DESCRIPTION DESCRIPTION	REF. KEA KEA CODE CODE KEA	REF. SAP SAP CODE CODE SAP	PUNTOS POINTS POINTS
Desagüe 90 mm • 90 mm waste • Vidage 90 mm	S904410002	100060526	28,03

NOTA: El desagüe no está incluido en ningún plato.

NOTE: Waste not included in any shower tray.

REMARQUE: Le vidage n'est pas inclus sur aucun receveur.

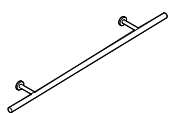
ACCESORIOS MODUL



ACCESORIES · ACCESSOIRES



TOALLERO 60x7,5 · TOWEL RAIL 60x7,5 · PORTE-SERVIETTES 60x7,5

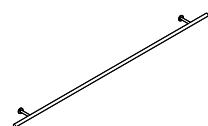
Acabado negro o inox brillo · Black or gloss stainless steel finish ·
Finition noire ou inox brillant





COLOR COLOUR COULEUR	REF. KEA KEA CODE CODE KEA	REF. SAP SAP CODE CODE SAP	PUNTOS POINTS POINTS
	S804100029	100141108	158,48
	S804100028	100141107	198,10

TOALLERO 120x7,5 · TOWEL RAIL 120x7,5 · PORTE-SERVIETTES 120x7,5

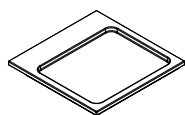
Acabado negro o inox brillo · Black or gloss stainless steel finish ·
Finition noire ou inox brillant



COLOR COLOUR COULEUR	REF. KEA KEA CODE CODE KEA	REF. SAP SAP CODE CODE SAP	PUNTOS POINTS POINTS
	S804100027	100141106	226,40
	S804100030	100141105	254,70

ESTANTE SIMPLE KRION® 15x15 • SIMPLE SHELF KRION™ 15x15 • PLATEAU SIMPLE KRION® 15x15

KRION® blanco • White KRION™ • KRION® blanc.

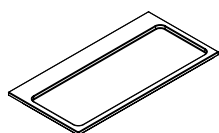


COLOR COLOUR COULEUR	REF. KEA KEA CODE CODE KEA	REF. SAP SAP CODE CODE SAP	PUNTOS POINTS POINTS
	S804100009	100100776	25,85

* Instalar con chasis • Install with frame • Installer avec la structure.

ESTANTE DOBLE KRION® 30x15 • DOUBLE SHELF KRION™ 30x15 • PLATEAU DOBLE KRION® 30x15

KRION® blanco • White KRION™ • KRION® blanc.

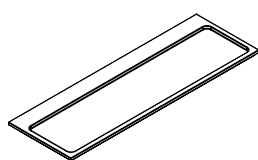


COLOR COLOUR COULEUR	REF. KEA KEA CODE CODE KEA	REF. SAP SAP CODE CODE SAP	PUNTOS POINTS POINTS
	S804100001	100100750	61,99

* Instalar con chasis • Install with frame • Installer avec la structure.

ESTANTE TRIPLE KRION® 45x15 • TRIPLE SHELF KRION™ 45x15 • PLATEAU TRIPLE KRION® 45x15

KRION® blanco • White KRION™ • KRION® blanc.

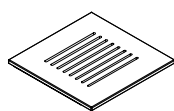


COLOR COLOUR COULEUR	REF. KEA KEA CODE CODE KEA	REF. SAP SAP CODE CODE SAP	PUNTOS POINTS POINTS
	S804100002	100100752	92,61

* Instalar con chasis • Install with frame • Installer avec la structure.

JABONERA KRION® 15x15 • KRION™ SOAP DISH 15x15 • PORTE-SAVON KRION® 15x15

KRION® blanco • White KRION™ • KRION® blanc.

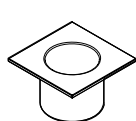


COLOR COLOUR COULEUR	REF. KEA KEA CODE CODE KEA	REF. SAP SAP CODE CODE SAP	PUNTOS POINTS POINTS
	S804100003	100100751	55,31

* Instalar con chasis • Install with frame • Installer avec la structure.

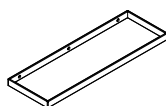
VASO KRION® 15x15 • KRION™ GLASS 15x15 • VERRE KRION® 15x15

KRION® blanco • White KRION™ • KRION® blanc.



COLOR COLOUR COULEUR	REF. KEA KEA CODE CODE KEA	REF. SAP SAP CODE CODE SAP	PUNTOS POINTS POINTS
	S804100005	100100777	60,62

* Instalar con chasis • Install with frame • Installer avec la structure.

CHASIS ACCESORIOS • FRAME FOR ACCESSORIES • CHÂSSIS POUR ACCESSOIRESAcabado negro o inox brillo • Black or gloss stainless steel finish •
Finition noire ou inox brillant

DIMENSIONES DIMENSIONS FORMAT	COLOR COLOUR COULEUR	REF. KEA KEA CODE CODE KEA	REF. SAP SAP CODE CODE SAP	PUNTOS POINTS POINTS
15x15		S804100024	100141073	75,66
		S804100023	100141074	135,09
30x15		S804100026	100141061	79,24
		S804100025	100141075	149,83
45x15		S804100007	100100765	79,48
		S804100012	100100764	159,02



KOLE series

La serie de encimeras KOLE , evoluciona incorporando nuevos accesorios haciendo de esta un producto más completo. A las ya conocidas encimeras con lavabo integrado, se unen los toalleros de acero inoxidable en sus dos versiones, frontal, corner y un estante de 70x50x10cm.

The KOLE series of countertops now features new accessories that further enhance these products. In addition to the popular countertops with integrated washbasins, it now includes frontal and corner stainless steel towel rails and 70x50x10cm shelf.

La série de tablettes KOLE évolue en introduisant de nouveaux accessoires qui en font un produit plus complet. Aux tablettes avec lavabo intégré déjà connues s'ajoutent des porte-serviettes en acier inoxydable en deux versions (frontale et corner) et étagère 70x50x10 cm.



KOLE

encimera · worktop · plan vasque

61x45 · 10h

110x45 · 10h

70x50 · 10h

130x50 · 10h


80x50 · 10h

150x50 · 10h

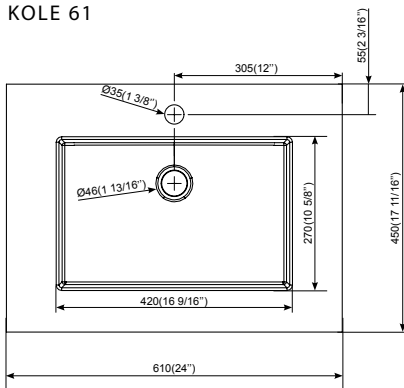
100x45 · 10h

estante · shelf · rayon

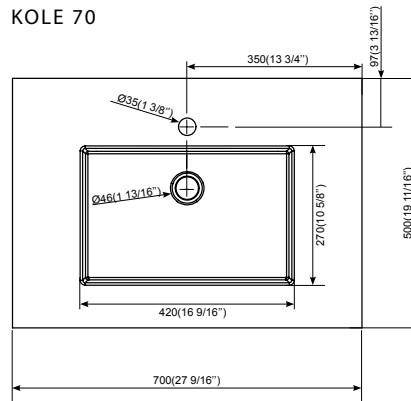
70x50 · 10h



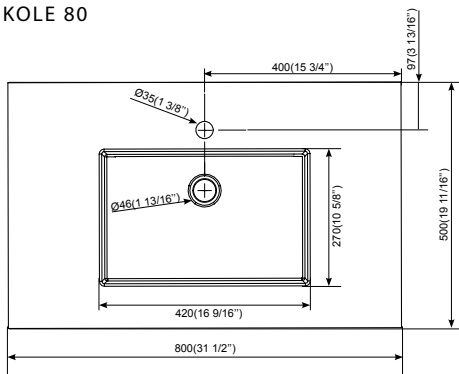
KOLE 61



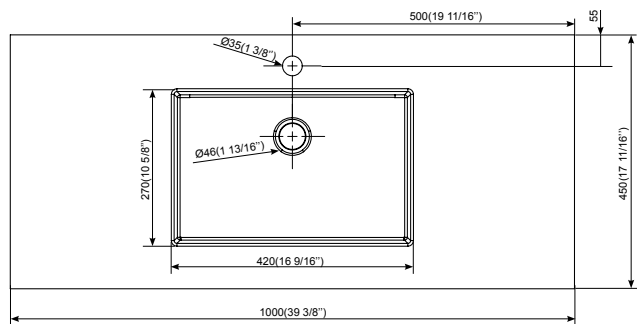
KOLE 70



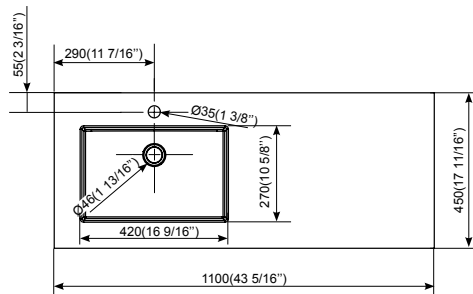
KOLE 80



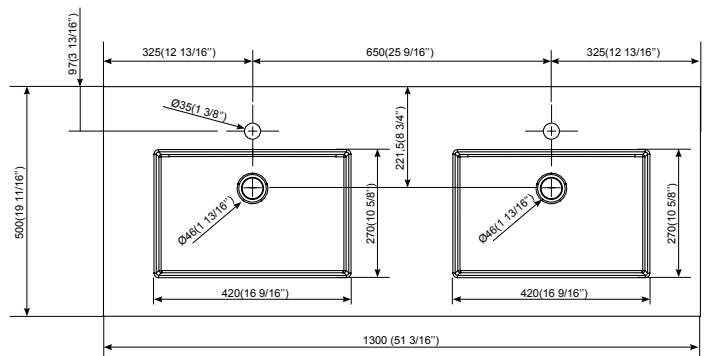
KOLE 100



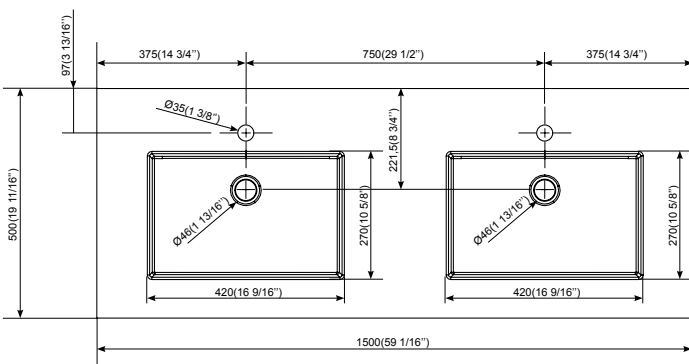
KOLE 110 (derecha/izquierda · right/left · droite/gauche)



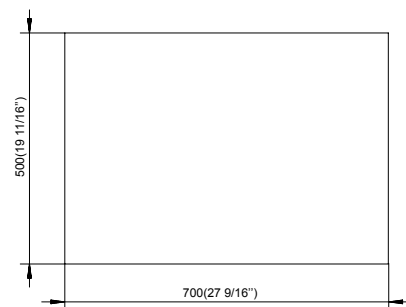
KOLE 130



KOLE 150



KOLE 70 (ESTANTE·SHELF·ÉTAGÈRE)



Kole Series

KOLE

CARACTERÍSTICAS • FEATURES • CARACTERISTIQUES

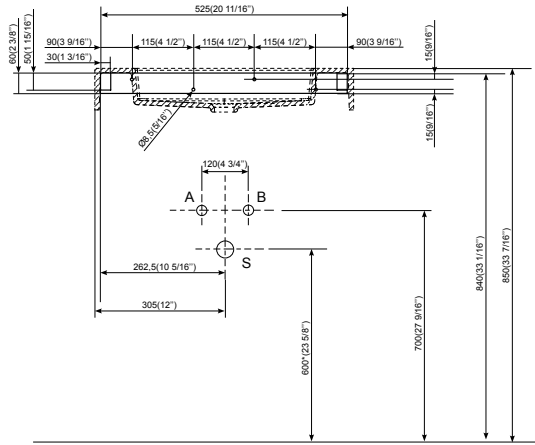
CLASS

PREINSTALACIÓN • PRE-INSTALLING • PRE-INSTALLATION

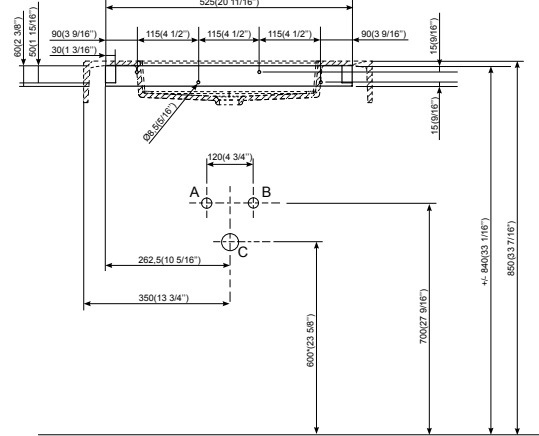
* La cota varía dependiendo el sifón instalado -
The height will vary depending on the type of syphon installed - La cote varie selon le siphon installé.

A	AGUA CALIENTE HOT WATER EAU CHAUE	B	AGUA FRÍA COLD WATER EAU FROIDE	S	SIFÓN BOTTLE TRAP SIPHON
----------	---	----------	---------------------------------------	----------	--------------------------------

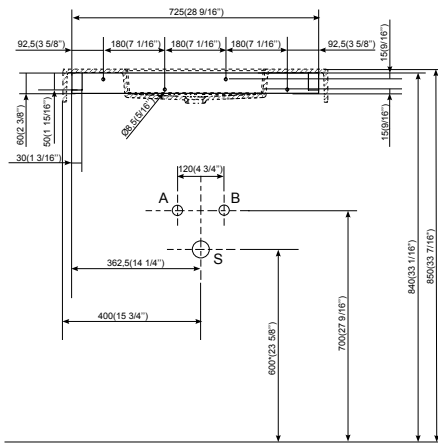
KOLE 61



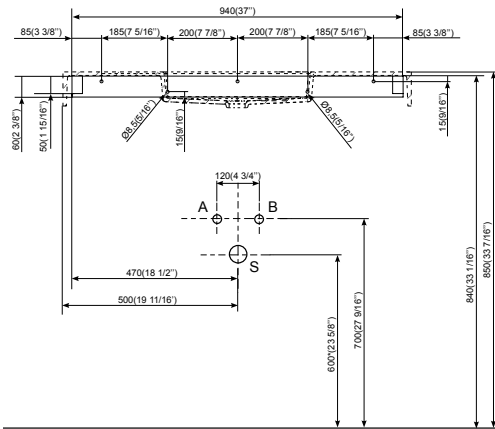
KOLE 70



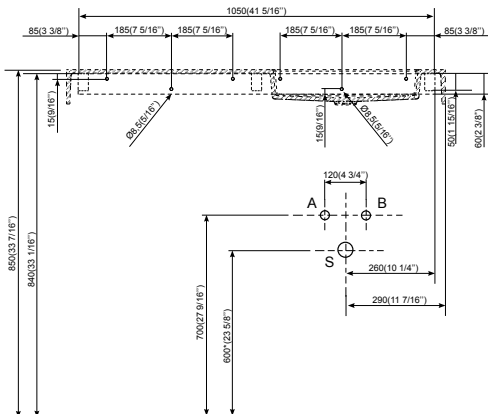
KOLE 80



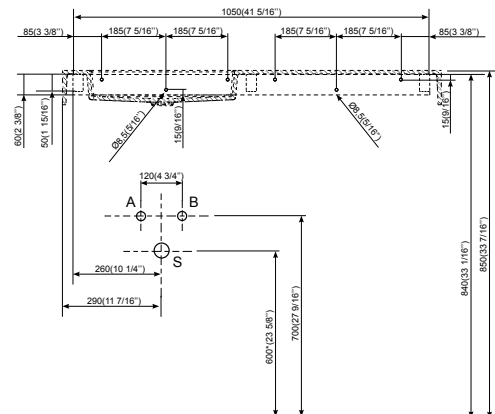
KOLE 100



KOLE 110 (derecha · right · droite)



KOLE 110 (izquierda · left · gauche)

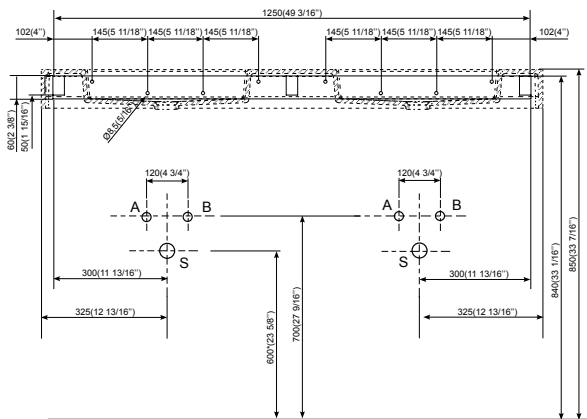


Kole Series

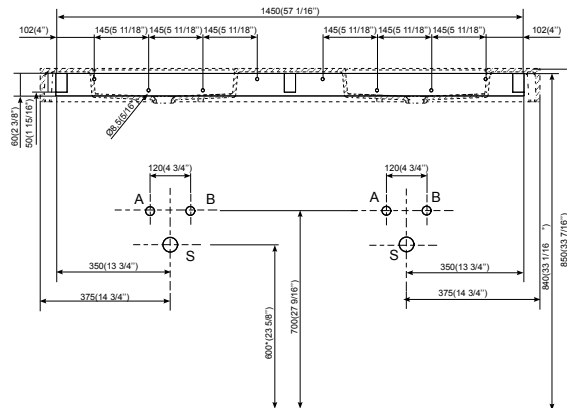
* La cota varía dependiendo el sifón instalado -
The height will vary depending on the type of syphon installed - La cote varie selon le siphon installé.

A	AGUA CALIENTE HOT WATER EAU CHAUDE	B	AGUA FRÍA COLD WATER EAU FROIDE	S	SIFÓN BOTTLE TRAP SIPHON
----------	--	----------	---------------------------------------	----------	--------------------------------

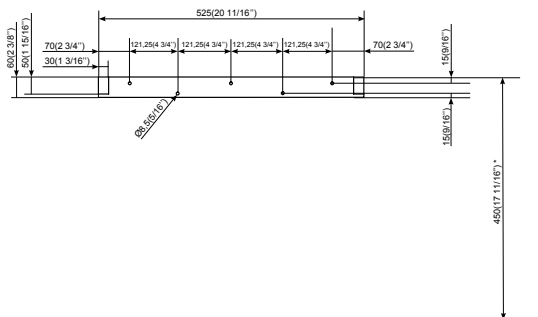
KOLE 130



KOLE 150



KOLE 70 (ESTANTE • SHELF • ÉTAGÈRE)

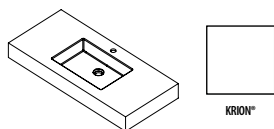


* Recomendado - Recommended - Reconnmé

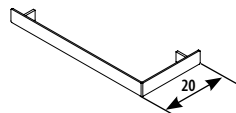
KOLE

CARACTERÍSTICAS • FEATURES • CARACTERISTIQUES

COLORES • COLOURS • COULEURS



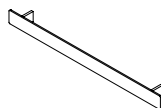
ACCESORIOS • ACCESSORIES • ACCESSOIRES



Toallero Corner 45x4,2-4h
Corner Towel rail 45x4,2-4h
Porte-serviette Corner 45x4,2-4h



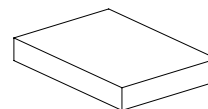
inox



Toallero Recto 52x4,2-4h
Right Towel rail 52x4,2-4h
Porte-serviette Droit 52x4,2-4h



inox



KRON®



Valvula vaciador SP s/reb.
SP drain valve without overflow
Vanne d'écoulement SP sans trop-plein



chromo
chrome
chromée



blanco
white
blanc



Valvula vaciador click SP s/reb.
SP click drain valve without overflow
Vanne d'écoulement click SP sans trop-plein



chromo
chrome
chromée



blanco
white
blanc



Sifon square SP
SP square siphon
Siphon square SP



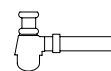
chromo
chrome
chromée



Sifon round SP
SP round siphon
Siphon round SP



chromo
chrome
chromée



Sifon botella
Bottle syphon
Siphon bouteille



chromo
chrome
chromée

DATOS DE EXPEDICIÓN • EXPEDITION DATA • DONNÉES D'EXPÉDITION

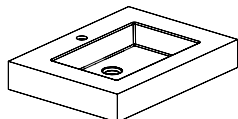
	DIMENSIONES DIMENSIONS DIMENSIONS	VOLUMEN VOLUME VOLUME	PESO NETO NET WEIGHT POIDS NET	PESO BRUTO GROSS WEIGHT POIDS BRUT		DIMENSIONES DIMENSIONS DIMENSIONS	VOLUMEN VOLUME VOLUME	PESO NETO NET WEIGHT POIDS NET	PESO BRUTO GROSS WEIGHT POIDS BRUT
Encimera KOLE 61 KOLE 61 worktop Plan vasque KOLE 61	L 71 cm W 55 cm H 20 cm	0,08 m ³	16 Kg	20 Kg	Encimera KOLE 110 KOLE 110 worktop Plan vasque KOLE 110	L 120 cm W 55 cm H 20 cm	0,13 m ³	22 Kg	31 Kg
Encimera KOLE 70 KOLE 70 worktop Plan vasque KOLE 70	L 80 cm W 60 cm H 20 cm	0,10 m ³	18 Kg	24 Kg	Encimera KOLE 130 KOLE 130 worktop Plan vasque KOLE 130	L 140 cm W 60 cm H 20 cm	0,17 m ³	32 Kg	41 Kg
Encimera KOLE 80 KOLE 80 worktop Plan vasque KOLE 80	L 90 cm W 60 cm H 20 cm	0,11 m ³	20 Kg	26 Kg	Encimera KOLE 150 KOLE 150 worktop Plan vasque KOLE 150	L 160 cm W 60 cm H 20 cm	0,19 m ³	38 Kg	49 Kg
Encimera KOLE 100 KOLE 100 worktop Plan vasque KOLE 100	L 110 cm W 55 cm H 20 cm	0,12 m ³	22 Kg	30 Kg	Estante 70 Shelf 70 Étagère 70	L 80 cm W 60 cm H 20 cm	0,10 m ³	18 Kg	23 Kg

Kole Series

KOLE

ENCIMERA KRION® 61x45 • KRION™ Worktop 61x45 • PLAN VASQUE KRION® 61x45

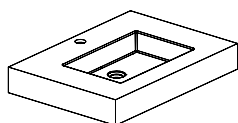
1 lavabo encastrado central • 1 center built-in worktop • 1 plans vasque encastré central.
Con agujero para grifería • With tap hole • Avec trou pour robinetterie



COLOR COLOUR COULEUR	REF. KEA KEA CODE CODE KEA	REF. SAP SAP CODE CODE SAP	PUNTOS POINTS POINTS
	S500941006	100078715	649,90

ENCIMERA KRION® 70x50 • KRION™ Worktop 70x50 • PLAN VASQUE KRION® 70x50

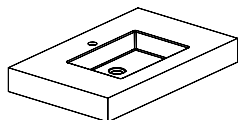
1 lavabo encastrado central • 1 center built-in worktop • 1 plans vasque encastré central.
Con agujero para grifería • With tap hole • Avec trou pour robinetterie



COLOR COLOUR COULEUR	REF. KEA KEA CODE CODE KEA	REF. SAP SAP CODE CODE SAP	PUNTOS POINTS POINTS
	S500941007	100088544	837,11

ENCIMERA KRION® 80x50 • KRION™ Worktop 80x50 • PLAN VASQUE KRION® 80x50

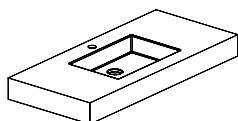
1 lavabo encastrado central • 1 center built-in worktop • 1 plans vasque encastré central.
Con agujero para grifería • With tap hole • Avec trou pour robinetterie



COLOR COLOUR COULEUR	REF. KEA KEA CODE CODE KEA	REF. SAP SAP CODE CODE SAP	PUNTOS POINTS POINTS
	S500900002	100055782	931,45

ENCIMERA KRION® 100x45 • KRION™ Worktop 100x45 • PLAN VASQUE KRION® 100x45

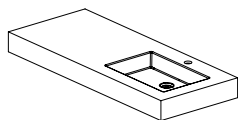
1 lavabo encastrado central • 1 center built-in worktop • 1 plans vasque encastré central.
Con agujero para grifería • With tap hole • Avec trou pour robinetterie



COLOR COLOUR COULEUR	REF. KEA KEA CODE CODE KEA	REF. SAP SAP CODE CODE SAP	PUNTOS POINTS POINTS
	S500905003	100055792	963,33

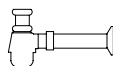
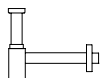
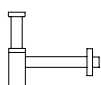
ENCIMERA KRION® 110x45 • KRION™ Worktop 110x45 • PLAN VASQUE KRION® 110x45

1 lavabo encastrado derecha • 1 right built-in worktop • 1 plans vasque encastré droite.
Con agujero para grifería • With tap hole • Avec trou pour robinetterie



COLOR COLOUR COULEUR	REF. KEA KEA CODE CODE KEA	REF. SAP SAP CODE CODE SAP	PUNTOS POINTS POINTS
	S500900003	100055783	1.064,48

ACCESORIOS • ACCESSORIES • ACCESSOIRES

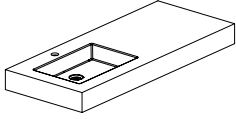


DESCRIPCIÓN DESCRIPTION DESCRIPTION	COLOR COLOUR COULEUR	REF. KEA KEA CODE CODE KEA	REF. SAP SAP CODE CODE SAP	PUNTOS POINTS POINTS
Valvula vaciador SP s/reb. Cromo • SP chrome drain valve without overflow • Vanne d'écoulement SP sans trop-plein chromée		S809500080	100106053	40,16
		S809500092	100143622	78,16
Valvula vaciador click SP s/reb. • SP click drain valve without overflow • Vanne d'écoulement click SP sans trop-plein		S809500093	100143621	80,86
		S809500095	100143620	109,83
Sifon square SP cromo • SP chrome square siphon • Siphon square SP chromée		S809500079	100106046	217,64
Sifon round SP cromo • SP chrome round siphon • Siphon round SP chromée		S809500078	100106048	127,35
Sifon botella cromo • Bottle chrome syphon • Siphon bouteille chromée		S809500077	100106045	42,45

KOLE

ENCIMERA KRION® 110x45 • KRION™ Worktop 110x45 • PLAN VASQUE KRION® 110x45

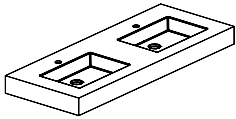
1 lavabo encastrado izquierda • 1 left built-in worktop • 1 plans vasque encastré gauche.
Con agujero para grifería • With tap hole • Avec trou pour robinetterie



COLOR COLOUR COULEUR	REF. KEA KEA CODE CODE KEA	REF. SAP SAP CODE CODE SAP	PUNTOS POINTS POINTS
	S500900004	100055784	1.064,48

ENCIMERA KRION® 130x50 • KRION™ Worktop 130x50 • PLAN VASQUE KRION® 130x50

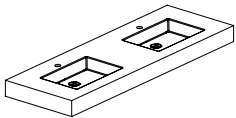
2 lavabos encastrados • 2 built-in worktops • 2 plans vasque encastrés.
Con agujero para grifería • With tap hole • Avec trou pour robinetterie



COLOR COLOUR COULEUR	REF. KEA KEA CODE CODE KEA	REF. SAP SAP CODE CODE SAP	PUNTOS POINTS POINTS
	S500900005	100055785	1.437,13

ENCIMERA KRION® 150x50 • KRION™ Worktop 150x50 • PLAN VASQUE KRION® 150x50

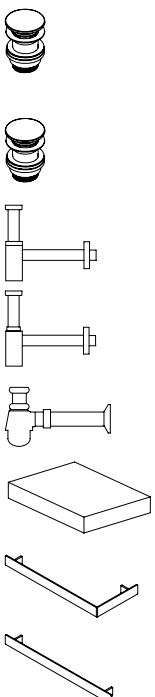
2 lavabos encastrados • 2 built-in worktops • 2 plans vasque encastrés.
Con agujero para grifería • With tap hole • Avec trou pour robinetterie



COLOR COLOUR COULEUR	REF. KEA KEA CODE CODE KEA	REF. SAP SAP CODE CODE SAP	PUNTOS POINTS POINTS
	S500900006	100055786	1.589,76

ACCESORIOS • ACCESSORIES • ACCESSOIRES

Kole Series



DESCRIPCIÓN DESCRIPTION DESCRIPTION	COLOR COLOUR COULEUR	REF. KEA KEA CODE CODE KEA	REF. SAP SAP CODE CODE SAP	PUNTOS POINTS POINTS
Valvula vaciador SP s/reb. Cromo • SP chrome drain valve without overflow • Vanne d'écoulement SP sans trop-plein chromée		S809500080	100106053	40,16
		S809500092	100143622	78,16
Valvula vaciador click SP s/reb. • SP click drain valve without overflow • Vanne d'écoulement click SP sans trop-plein		S809500093	100143621	80,86
		S809500095	100143620	109,83
Sifon square SP cromo • SP chrome square siphon • Siphon square SP chromée		S809500079	100106046	217,64
Sifon round SP cromo • SP chrome round siphon • Siphon round SP chromée		S809500078	100106048	127,35
Sifon botella cromo • Bottle chrome syphon • Siphon bouteille chromée		S809500077	100106045	42,45
Estante KOLE 70 • Shelf KOLE 70 • Étagère KOLE 70		S500941008	100088543	552,07
Toallero KOLE Corner • KOLE corner Towel rail • Porte-serviette KOLE Corner		S500941009	100102362	174,95
Toallero KOLE Recto • KOLE right Towel rail • Porte-serviette KOLE Droit		S500941010	100102363	134,95



3-WAY / UNIQUE

Las series de lavabos 3-WAY y UNIQUE se incorporan a KRION® BATH con una cobertura con aspecto metálico para dar una mayor versatilidad en la proyección del baño. Acabado KRION®, cobre, oro, titanio y rosa son los acabados disponibles para los lavabos de apoyo y de KRION® para los lavabos semiencastrados.

The 3-WAY and UNIQUE washbasin series have now joined the KRION® BATH range in a metallic finish for even broader bathroom design potential. The available finishes for free-standing washbasins and semi-recessed KRION® ones are copper, gold, titanium and pink.

Les séries de lavabos 3-WAY et UNIQUE sont incorporées à KRION® BATH avec une couverture à aspect métallique pour permettre une plus grande versatilité lors de l'élaboration du projet de la salle de bains. Les finitions disponibles sont les finitions KRION®, cuivre, or, titane et rose pour les lavabos posés sur la tablette et KRION® pour les lavabos semi-encastés.



3-WAY / UNIQUE

lavabo on top · on top hand basin · lavabo on top

Ø40 · 15h

52x38 · 24h

40x40 · 15h

55x40 · 40h

40x40 · 13h

70x40 · 13h

60x40 · 15h

lavabo semiencastré · semi-recessed washbasin · lavabo semi-encasté

Ø40 · 15h

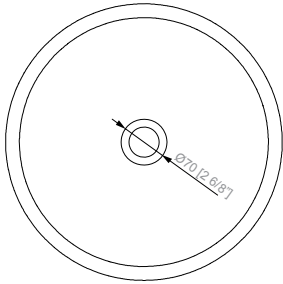
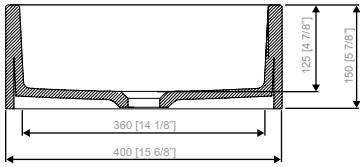
52x38 · 13,5h

40x40 · 15h

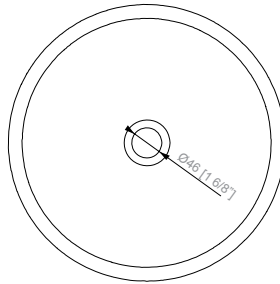
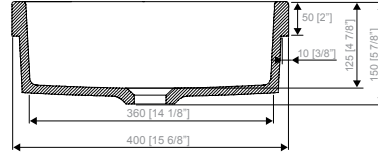
60x40 · 15h



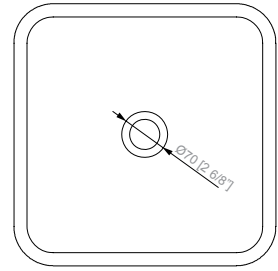
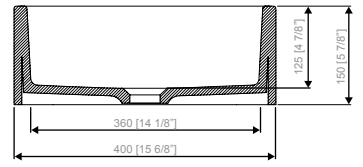
3-WAY B210 D40 1100 ON TOP



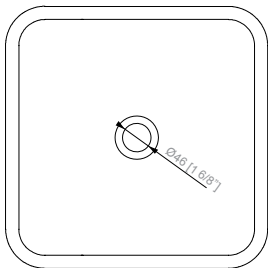
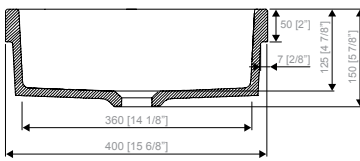
3-WAY B210 D40 1100 SE



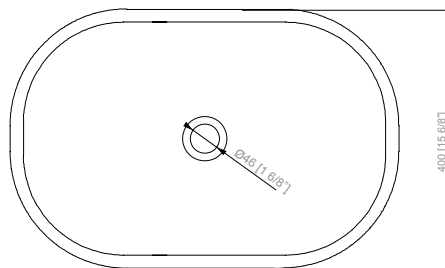
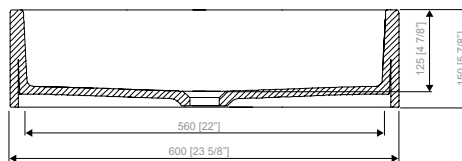
3-WAY B603 40X40 1100 ON TOP



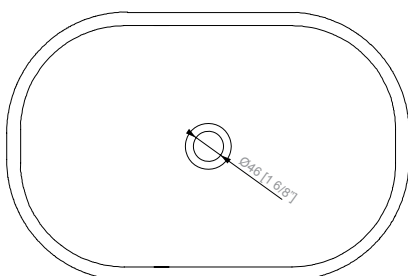
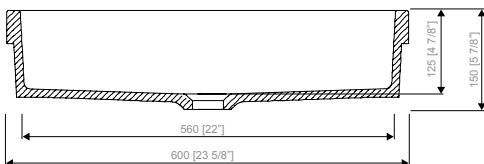
3-WAY B603 40X40 1100 SE



3-WAY B414 60X40 1100 ON TOP



3-WAY B414 60X40 1100 SE



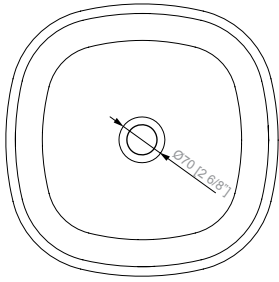
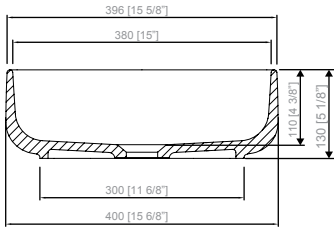
3-WAY / UNIQUE

CARACTERÍSTICAS • FEATURES • CARACTERISTIQUES

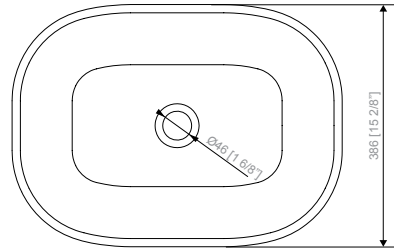
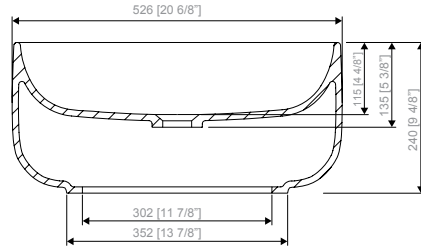
CLASS

PREINSTALACIÓN • PRE-INSTALLING • PRE-INSTALLATION

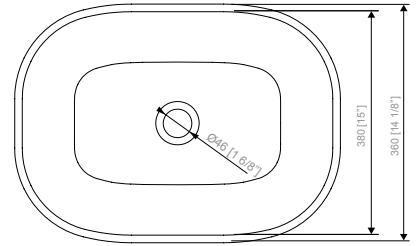
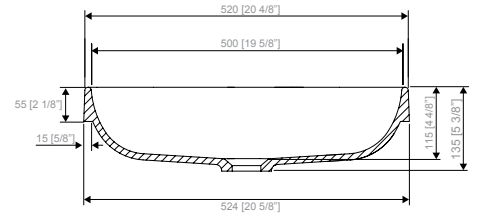
UNIQUE B604 40X40 1100 ON TOP



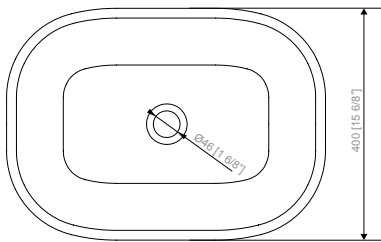
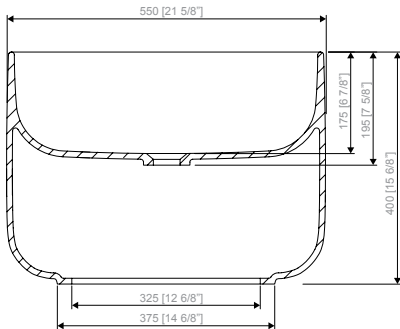
UNIQUE B812 52X38 1100 ON TOP



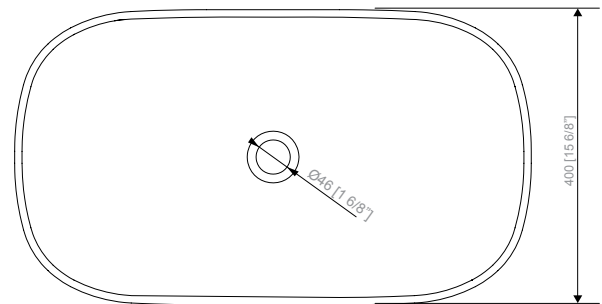
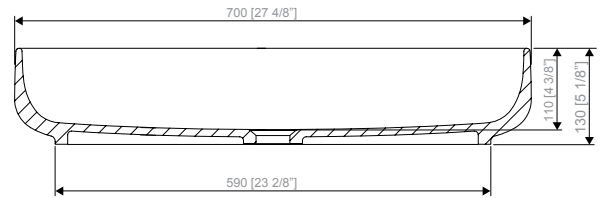
UNIQUE B812 52X38 1100 SE



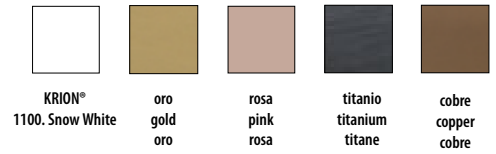
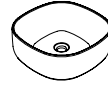
UNIQUE B813 55X40 1100 ON TOP




UNIQUE B814 70X40 1100 ON TOP



Washbasins



ACCESORIOS • ACCESSORIES • ACCESSOIRES



DATOS DE EXPEDICIÓN • EXPEDITION DATA • DONNÉES D'EXPÉDITION

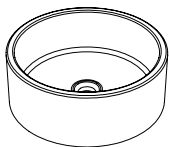
MODELO MODEL MODEL	DIMENSIONES DIMENSIONS DIMENSIONS	VOLUMEN VOLUME VOLUME	PESO NETO NET WEIGHT POIDS NET	PESO BRUTO GROSS WEIGHT POIDS BRUT
3-WAY B210 D40 1100 ON TOP (KRION®, GOLD, COPPER, TITANIO, PINK)	L 48,5 cm W 48,5 cm H 23 cm	0,05 m ³	9 Kg	10,5 Kg
3-WAY B210 D40 1100 SE (KRION®, GOLD, COPPER, TITANIO, PINK)	L 48,5 cm W 48,5 cm H 23 cm	0,05 m ³	6,5 Kg	8 Kg
3-WAY B603 40x40 1100 ON TOP (KRION®, GOLD, COPPER, TITANIO, PINK)	L 48,5 cm W 48,5 cm H 23 cm	0,05 m ³	11 Kg	12,5 Kg
3-WAY B603 40x40 1100 SE (KRION®, GOLD, COPPER, TITANIO, PINK)	L 48,5 cm W 48,5 cm H 23 cm	0,05 m ³	8 Kg	9,5 Kg
3-WAY B414 60x40 1100 ON TOP (KRION®, GOLD, COPPER, TITANIO, PINK)	L 68,5 cm W 48,5 cm H 23 cm	0,08 m ³	14,5 Kg	16 Kg
3-WAY B414 60x40 1100 SE (KRION®, GOLD, COPPER, TITANIO, PINK)	L 68,5 cm W 48,5 cm H 23 cm	0,08 m ³	11 Kg	12,5 Kg
UNIQUE B604 40x40x13 1100 ON TOP (KRION®, GOLD, COPPER, TITANIO, PINK)	L 50 cm W 50 cm H 25 cm	0,06 m ³	7 Kg	8,5 Kg
UNIQUE B812 52x38x24 1100 ON TOP (KRION®, GOLD, COPPER, TITANIO, PINK)	L 62 cm W 48 cm H 34 cm	0,10 m ³	12 Kg	13,5 Kg
UNIQUE B812 52x38 1100 SE (KRION®, GOLD, COPPER, TITANIO, PINK)	L 62 cm W 48 cm H 23,5 cm	0,07 m ³	6 Kg	7,5 Kg
UNIQUE B813 55x40x40 1100 ON TOP (KRION®, GOLD, COPPER, TITANIO, PINK)	L 65 cm W 50 cm H 50 cm	0,16 m ³	17 Kg	18,5 Kg
UNIQUE B814 70x40x13 1100 ON TOP (KRION®, GOLD, COPPER, TITANIO, PINK)	L 80 cm W 50 cm H 23 cm	0,09 m ³	12 Kg	13,5 Kg

Washbasins

3 - WAY

3-WAY B210 D40 1100 ON TOP

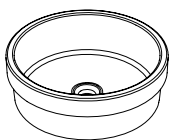
Lavabo KRION® · KRION™ washbasin · Plans vasque KRION®.



COLOR COLOUR COULEUR	REF. KEA KEA CODE CODE KEA	REF. SAP SAP CODE CODE SAP	PUNTOS POINTS POINTS
	S510300008	100139300	305,61
	S510300015	100191966	644,57
	S510300016	100191982	644,57
	S510300017	100191967	644,57
	S510300014	100191993	644,57

3-WAY B210 D40 1100 SE

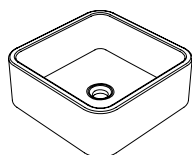
Lavabo KRION® · KRION™ washbasin · Plans vasque KRION®.



COLOR COLOUR COULEUR	REF. KEA KEA CODE CODE KEA	REF. SAP SAP CODE CODE SAP	PUNTOS POINTS POINTS
	S510300006	100139301	262,62

3-WAY B603 40x40 1100 ON TOP

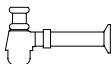
Lavabo KRION® · KRION™ washbasin · Plans vasque KRION®.



COLOR COLOUR COULEUR	REF. KEA KEA CODE CODE KEA	REF. SAP SAP CODE CODE SAP	PUNTOS POINTS POINTS
	S510300009	100139291	370,11
	S510300011	100191959	694,94
	S510300012	100191949	694,94
	S510300013	100191939	694,94
	S510300018	100191994	694,94

Washbasins

ACCESORIOS · ACCESSORIES · ACCESSOIRES

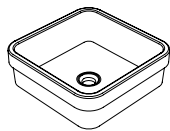


DESCRIPCIÓN DESCRIPTION DESCRIPTION	COLOR COLOUR COULEUR	REF. KEA KEA CODE CODE KEA	REF. SAP SAP CODE CODE SAP	PUNTOS POINTS POINTS
Valvula vaciador SP s/reb. Cromo · SP chrome drain valve without overflow · Vanne d'écoulement SP sans trop-plein chromée		S809500080	100106053	40,16
		S809500092	100143622	78,16
Sifon square SP cromo · SP chrome square siphon · Siphon square SP chromée		S809500079	100106046	217,64
Sifon round SP cromo · SP chrome round siphon · Siphon round SP chromée		S809500078	100106048	127,35
Sifon botella cromo · Bottle chrome syphon · Siphon bouteille chromée		S809500077	100106045	42,45

3-WAY

3-WAY B603 40x40 1100 SE

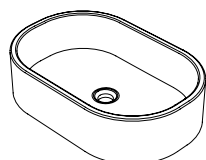
Lavabo KRION® · KRION™ washbasin ·
Plans vasque KRION®.



COLOR COLOUR COULEUR	REF. KEA KEA CODE CODE KEA	REF. SAP SAP CODE CODE SAP	PUNTOS POINTS POINTS
	S510300005	100139292	305,61

3-WAY B414 60x40 1100 ON TOP

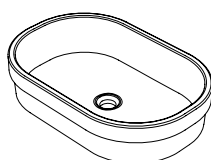
Lavabo KRION® · KRION™ washbasin ·
Plans vasque KRION®.



COLOR COLOUR COULEUR	REF. KEA KEA CODE CODE KEA	REF. SAP SAP CODE CODE SAP	PUNTOS POINTS POINTS
	S510300001	100139128	448,51
	S510300019	100193164	905,20
	S510300020	100193165	905,20
	S510300021	100193147	905,20
	S510300010	100191938	905,20

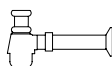
3-WAY B414 60X40 1100 SE

Lavabo KRION® · KRION™ washbasin ·
Plans vasque KRION®.



COLOR COLOUR COULEUR	REF. KEA KEA CODE CODE KEA	REF. SAP SAP CODE CODE SAP	PUNTOS POINTS POINTS
	S510300003	100139129	353,94

ACCESORIOS · ACCESSORIES · ACCESSOIRES

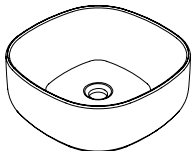


DESCRIPCIÓN DESCRIPTION DESCRIPTION	COLOR COLOUR COULEUR	REF. KEA KEA CODE CODE KEA	REF. SAP SAP CODE CODE SAP	PUNTOS POINTS POINTS
Valvula vaciador SP s/reb. Cromo · SP chrome drain valve without overflow · Vanne d'écoulement SP sans trop-plein chromée		S809500080	100106053	40,16
		S809500092	100143622	78,16
Sifon square SP cromo · SP chrome square siphon · Siphon square SP chromée		S809500079	100106046	217,64
Sifon round SP cromo · SP chrome round siphon · Siphon round SP chromée		S809500078	100106048	127,35
Sifon botella cromo · Bottle chrome syphon · Siphon bouteille chromée		S809500077	100106045	42,45

UNIQUE

UNIQUE B604 40x40x13 1100 ON TOP

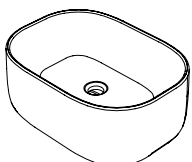
Lavabo KRION® • KRION™ washbasin • Plans vasque KRION®.



COLOR COLOUR COULEUR	REF. KEA KEA CODE CODE KEA	REF. SAP SAP CODE CODE SAP	PUNTOS POINTS POINTS
	S510900001	100158504	355,47
	S510900010	100191961	675,24
	S510900011	100191962	675,24
	S510900012	100191917	675,24
	S510900009	100191960	675,24

UNIQUE B812 52x38x24 1100 ON TOP

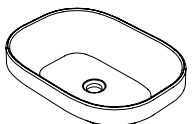
Lavabo KRION® • KRION™ washbasin • Plans vasque KRION®.



COLOR COLOUR COULEUR	REF. KEA KEA CODE CODE KEA	REF. SAP SAP CODE CODE SAP	PUNTOS POINTS POINTS
	S510900007	100158507	547,13
	S510900020	100191974	1.008,26
	S510900019	100191995	1.008,26
	S510900021	100191975	1.008,26
	S510900017	100191918	1.008,26

UNIQUE B812 52x38 1100 SE

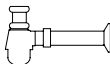
Lavabo KRION® • KRION™ washbasin • Plans vasque KRION®.



COLOR COLOUR COULEUR	REF. KEA KEA CODE CODE KEA	REF. SAP SAP CODE CODE SAP	PUNTOS POINTS POINTS
	S510900004	100158506	282,95

Washbasins

ACCESORIOS • ACCESSORIES • ACCESSOIRES

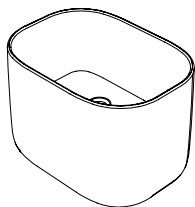


DESCRIPCIÓN DESCRIPTION DESCRIPTION	COLOR COLOUR COULEUR	REF. KEA KEA CODE CODE KEA	REF. SAP SAP CODE CODE SAP	PUNTOS POINTS POINTS
Valvula vaciador SP s/reb. Cromo • SP chrome drain valve without overflow • Vanne d'écoulement SP sans trop-plein chromée		S809500080	100106053	40,16
		S809500092	100143622	78,16
Sifon square SP cromo • SP chrome square siphon • Siphon square SP chromée		S809500079	100106046	217,64
Sifon round SP cromo • SP chrome round siphon • Siphon round SP chromée		S809500078	100106048	127,35
Sifon botella cromo • Bottle chrome syphon • Siphon bouteille chromée		S809500077	100106045	42,45

UNIQUE

UNIQUE B813 55x40x40 1100 ON TOP

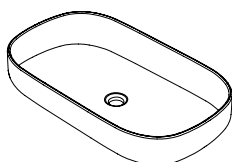
Lavabo KRION® · KRION™ washbasin ·
Plans vasque KRION®.



COLOR COLOUR COULEUR	REF. KEA KEA CODE CODE KEA	REF. SAP SAP CODE CODE SAP	PUNTOS POINTS POINTS
	S510900006	100158508	898,30
	S510900014	100191971	1.378,61
	S510900015	100191980	1.378,61
	S510900016	100191963	1.378,61
	S510900013	100191970	1.378,61

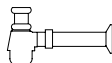
UNIQUE B814 70x40x13 1100 ON TOP

Lavabo KRION® · KRION™ washbasin ·
Plans vasque KRION®.



COLOR COLOUR COULEUR	REF. KEA KEA CODE CODE KEA	REF. SAP SAP CODE CODE SAP	PUNTOS POINTS POINTS
	S510900008	100158530	485,09
	S510900023	100191996	941,12
	S510900018	100191992	941,12
	S510900024	100191997	941,12
	S510900022	100191968	941,12

ACCESORIOS · ACCESSORIES · ACCESSOIRES



DESCRIPCIÓN DESCRIPTION DESCRIPTION	COLOR COLOUR COULEUR	REF. KEA KEA CODE CODE KEA	REF. SAP SAP CODE CODE SAP	PUNTOS POINTS POINTS
Valvula vaciador SP s/reb. Cromo · SP chrome drain valve without overflow · Vanne d'écoulement SP sans trop-plein chromée		S809500080	100106053	40,16
		S809500092	100143622	78,16
Sifon square SP cromo · SP chrome square siphon · Siphon square SP chromée		S809500079	100106046	217,64
Sifon round SP cromo · SP chrome round siphon · Siphon round SP chromée		S809500078	100106048	127,35
Sifon botella cromo · Bottle chrome syphon · Siphon bouteille chromée		S809500077	100106045	42,45

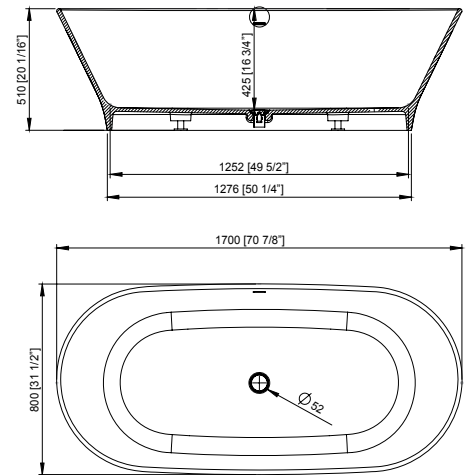
SLIM

bañera · bath · baignoire

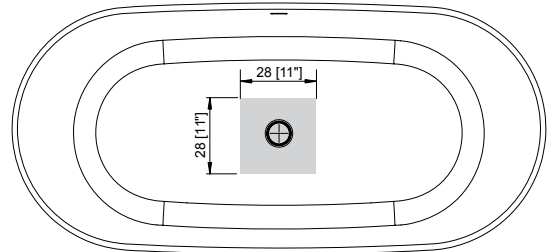

170x80 · 51h



Freestanding
bathtubs



PREINSTALACIÓN • PRE-INSTALLING • PRE-INSTALLATION



COLORES • COLOURS • COULEURS



EQUIPAMIENTO • EQUIPMENT • EQUIPEMENT



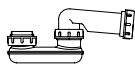
Freestanding
bathtubs

SLIM

CARACTERÍSTICAS • FEATURES • CARACTERISTIQUES

CLASS

ACCESORIOS • ACCESSORIES • ACCESSOIRES



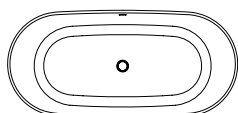
Sifón desagüe bañera NEXT D40
Syphon waste for bath NEXT D40
Siphon vidage pour baignoire NEXT D40

DATOS DE EXPEDICIÓN • EXPEDITION DATA • DONNÉES D'EXPÉDITION

DIMENSIONES DIMENSIONS DIMENSIONS		VOLUMEN VOLUME VOLUME	PESO NETO NET WEIGHT POIDS NET	PESO BRUTO GROSS WEIGHT POIDS BRUT
L	188 cm	1,30 m ³	106 Kg	136 Kg
W	98 cm			
H	71 cm			

SLIM

170 x 80




blanco KRION®
white KRION™
blanc KRION®

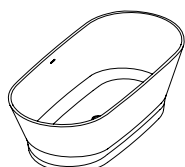
Volumen agua 293 l.
Water Volume 293 l.
Volume d'eau 293 l.

FREE STANDING

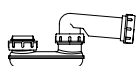
Desagüe click-clack KRION® • KRION™ Click-clack drain • Vidage click-clack KRION®

Sifón no incluido.
Syphon not included.
Siphon no inclus.

COLOR COLOUR COULEUR	REF. KEA KEA CODE CODE KEA	REF. SAP SAP CODE CODE SAP	PUNTOS POINTS POINTS
	S127900001	100193351	3.900,71



ACCESORIOS • ACCESSORIES • ACCESSOIRES



DESCRIPCIÓN DESCRIPTION DESCRIPTION	REF. KEA KEA CODE CODE KEA	REF. SAP SAP CODE CODE SAP	PUNTOS POINTS POINTS
Sifón desagüe bañera NEXT D40 • Syphon waste for bath NEXT D40 • Siphon vidage pour vaignoire NEXT D40	S904612586	250023889	8,33

Freestanding
bathtubs

ARC

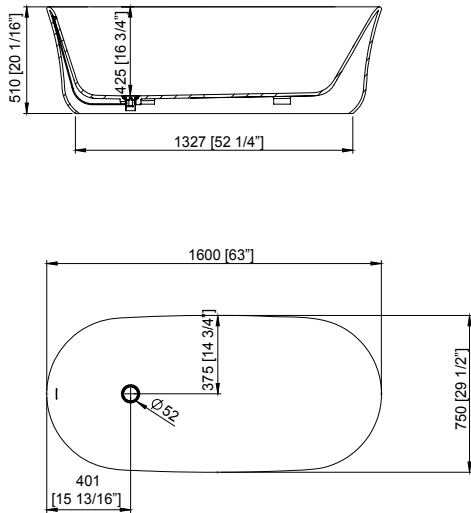
bañera · bath · baignoire

160x75 · 51h

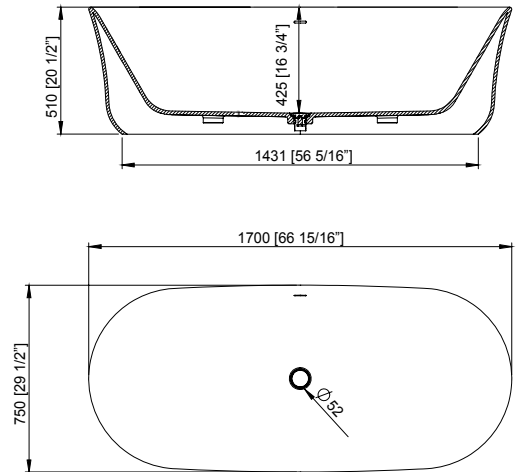
170x75 · 51h



160x75

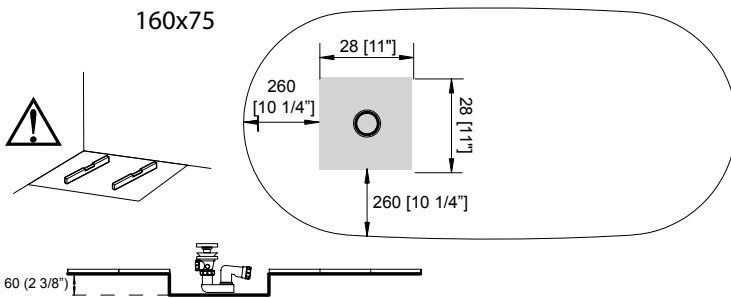


170x75

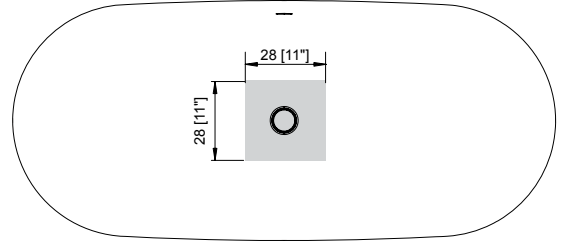


PREINSTALACIÓN • PRE-INSTALLING • PRE-INSTALLATION


160x75



170x75



COLORES • COLOURS • COULEURS



KRION®

EQUIPAMIENTO • EQUIPMENT • EQUIPEMENT



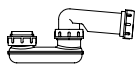
desagüe KRION®
 KRION® waste
 vidage KRION®

Freestanding
 bathtubs

ARC

CARACTERÍSTICAS • FEATURES • CARACTERISTIQUES

ACCESORIOS • ACCESSORIES • ACCESSOIRES



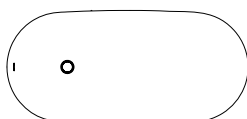
Sifón desagüe bañera NEXT D40
Syphon waste for bath NEXT D40
Siphon vidage pour vaignoire NEXT D40

DATOS DE EXPEDICIÓN • EXPEDITION DATA • DONNÉES D'EXPÉDITION

	DIMENSIONES DIMENSIONS DIMENSIONS		VOLUMEN VOLUME VOLUME	PESO NETO NET WEIGHT POIDS NET	PESO BRUTO GROSS WEIGHT POIDS BRUT
160x75	L W H	178 cm 93 cm 71 cm	1,17 m ³	127 Kg	157 Kg
170x75	L W H	188 cm 98 cm 71 cm	1,30 m ³	132 Kg	152 Kg

ARC

160 x 75



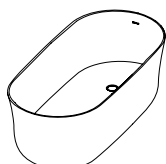
blanco KRION®
white KRION™
blanc KRION®

Volumen agua 238 l.
Water Volume 238 l.
Volume d'eau 238 l.

FREE STANDING

Desagüe click-clack KRION® • KRION™ Click-clack drain • Vidage click-clack KRION®

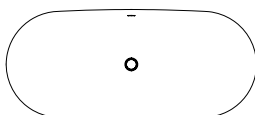
Sifón no incluido.
Syphon not included.
Siphon no inclus.



COLOR COLOUR COULEUR	REF. KEA KEA CODE CODE KEA	REF. SAP SAP CODE CODE SAP	PUNTOS POINTS POINTS
	S127800002	100193364	3.836,94

ARC

170 x 75



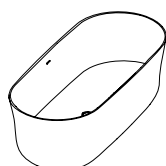
blanco KRION®
white KRION™
blanc KRION®

Volumen agua 246 l.
Water Volume 246 l.
Volume d'eau 246 l.

FREE STANDING

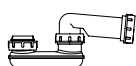
Desagüe click-clack KRION® • KRION™ Click-clack drain • Vidage click-clack KRION®

Sifón no incluido.
Syphon not included.
Siphon no inclus.



COLOR COLOUR COULEUR	REF. KEA KEA CODE CODE KEA	REF. SAP SAP CODE CODE SAP	PUNTOS POINTS POINTS
	S127800001	100193362	3.973,69

ACCESORIOS • ACCESSORIES • ACCESSOIRES



DESCRIPCIÓN DESCRIPTION DESCRIPTION	REF. KEA KEA CODE CODE KEA	REF. SAP SAP CODE CODE SAP	PUNTOS POINTS POINTS
Sifón desagüe bañera NEXT D40 • Syphon waste for bath NEXT D40 • Siphon vidage pour vaignoire NEXT D40	S904612586	250023889	8,33

ESCALERA K

K STEPLADDER

ÉCHELLE K

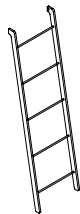


ESCALERA K · K STEPLADDER · ÉCHELLE K

Escalera de pared, con altura fija y dotada de 5 travesaños con la posibilidad de colocarle sus respectivos estantes. Estructura en roble y estantes en KRION®.


Fixed height wall stepladder with 5 steps. Shelves can be attached optionally. Frame in oak with shelves in KRION®.

Échelle murale à hauteur fixe dotée de 5 marches et possibilité de mettre en place les rayons correspondants. Structure en chêne et rayons en KRION®.



ESCALERA · STEPLADDER · ÉCHELLE

DIMENSIONES DIMENSIONS FORMAT	COLOR COLOUR COULEUR	REF. KEA KEA CODE CODE KEA	REF. SAP SAP CODE CODE SAP	PUNTOS POINTS POINTS
50 x 39 · 180h		S804300020	100142216	683,73
		S804300032	100193355	683,73



KRION®



roble oscuro
dark oak
chêne foncé



nogal natural
natural walnut
noyer naturel

ESTANTES · SHELVES · RAYONS



DIMENSIONES DIMENSIONS FORMAT	COLOR COLOUR COULEUR	REF. KEA KEA CODE CODE KEA	REF. SAP SAP CODE CODE SAP	PUNTOS POINTS POINTS
46 x 16 · 1,2h		S804300023	100142260	150,66
46 x 23 · 1,2h		S804300013	100142261	163,71
46 x 29 · 1,2h		S804300019	100142262	191,04
46 x 35 · 1,2h		S804300016	100142263	193,54
46 x 42 · 1,2h		S804300021	100142264	249,34

ESTANTERÍA VERTICAL K

VERTICAL K SHELVING UNIT

ÉTAGÈRE VERTICALE K

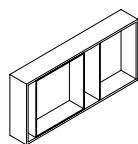


ESTANTERÍA VERTICAL K · VERTICAL K SHELVING UNIT · ÉTAGÈRE VERTICALE K

Mueble estante con divisoria fija, sistema de montaje a la pared y con caja contenedora móvil opcional.

Shelving unit with fixed divider, wall mounting system and optional removable container.

Meuble étagère avec compartimentation fixe, système de fixation au mur et caisse amovible en option.



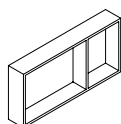
KRION®



roble oscuro
dark oak
chêne foncé



nogal natural
natural walnut
noyer naturel



ESTANTERÍA · SHELVING · ÉTAGÈRE

DIMENSIONES DIMENSIONS FORMAT	COLOR COLOUR COULEUR	REF. KEA KEA CODE CODE KEA	REF. SAP SAP CODE CODE SAP	PUNTOS POINTS POINTS
80 x 12 · 37,5h		S804300002	100142257	612,95
		S804300001	100142258	771,86
		S804300033	100193348	771,35
120 x 12 · 37,5h		S804300009	100142255	642,44
		S804300003	100142256	818,44
		S804300036	100193391	818,44

CAJA · CONTAINER · CAISSE

DIMENSIONES DIMENSIONS FORMAT	COLOR COLOUR COULEUR	REF. KEA KEA CODE CODE KEA	REF. SAP SAP CODE CODE SAP	PUNTOS POINTS POINTS
34,6 x 10,8 · 34,6h		S804300010	100142250	252,30

* Necesita estantería Vertical -
* Vertical shelving unit is required -
* Le étagère verticale est nécessaire.



ESTANTERÍA HORIZONTAL K

HORIZONTAL K SHELVING UNIT

ÉTAGÈRE HORIZONTALE K

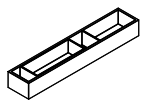
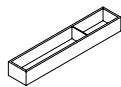


ESTANTERÍA HORIZONTAL K • HORIZONTAL K SHELVING UNIT • ÉTAGÈRE HORIZONTALE K

Mueble estante con divisoria fija, sistema de montaje a la pared y con caja contenedora móvil opcional.

Shelving unit with fixed divider, wall mounting system and optional removable container.

Meuble étagère avec compartimentation fixe, système de fixation au mur et caisse amovible en option.



KRION®



roble oscuro
dark oak
chêne foncé



nogal natural
natural walnut
noyer naturel

DIMENSIONES DIMENSIONS FORMAT	COLOR COLOUR COULEUR	REF. KEA KEA CODE CODE KEA	REF. SAP SAP CODE CODE SAP	PUNTOS POINTS POINTS
80 x 10,5 - 15h		S804300007	100142253	559,56
		S804300011	100142254	771,35
		S804300035	100193374	771,86
120 x 10,5 - 15h		S804300004	100142251	622,55
		S804300005	100142252	818,44
		S804300034	100193390	818,44



DIMENSIONES DIMENSIONS FORMAT	COLOR COLOUR COULEUR	REF. KEA KEA CODE CODE KEA	REF. SAP SAP CODE CODE SAP	PUNTOS POINTS POINTS
34,6 x 6,9 - 12,2h		S804300008	100142189	204,19

* Necesita estantería Horizontal -
* Horizontal shelving unit is required -
* Le étagère horizontale est nécessaire.

ESTANTE K

K SHELF

RAYON K



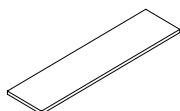
ESTANTE K • K SHELF • RAYON K

Estante rectangular en KRION®, dotada de pinzas de sujeción de la pieza atornillada a pared para instalación de pieza suspendida.

Rectangular shelf in KRION® with fixing brackets.

Rayon rectangulaire en KRION® avec équerres de fixation.

DIMENSIONES DIMENSIONS FORMAT	COLOR COLOUR COULEUR	REF. KEA KEA CODE CODE KEA	REF. SAP SAP CODE CODE SAP	PUNTOS POINTS POINTS
30 x 15 · 1,2h		S804300015	100142265	136,03
61 x 15 · 1,2h		S804300017	100142266	158,86
80 x 15 · 1,2h		S804300024	100142215	204,51



KRION®

BALDA K

K RACK

PLATEAU K

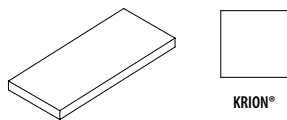


BALDA K • K RACK • PLATEAU K

Balda rectangular en KRION® con 3 faldones y dotada de chasis de sujeción de la pieza atornillada a pared para instalación de pieza suspendida.

Rectangular rack in KRION® with 3 side sections and wall mounting frame.

Plateau rectangulaire en KRION® avec 3 bords latéraux et châssis de fixation au mur.



DIMENSIONES DIMENSIONS FORMAT	COLOR COLOUR COULEUR	REF. KEA KEA CODE CODE KEA	REF. SAP SAP CODE CODE SAP	PUNTOS POINTS POINTS
61 x 40 - 6h		S804300022	100142238	348,71
80 x 40 - 6h		S804300018	100142239	449,94
120 x 40 - 6h		S804300014	100142237	579,75

ESPEJO K

K MIRROR
MIROIR K

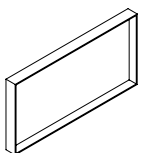


ESPEJO K • K MIRROR • MIROIR K

Espejo realizado en KRION®. Instalación horizontal o vertical.

Mirror made of KRION™. Horizontal or vertical installation.


Miroir fabriquée en KRION®. Installation horizontale ou verticale.



KRION®

DIMENSIONES DIMENSIONS FORMAT	COLOR COLOUR COULEUR	REF. KEA KEA CODE CODE KEA	REF. SAP SAP CODE CODE SAP	PUNTOS POINTS POINTS
40 x 80		S804300026	100144777	614,14
80 x 80		S804300028	100144779	734,80
50 x 110		S804300027	100144778	723,62

BANQUETA K
K BENCH
BANQUETTE K



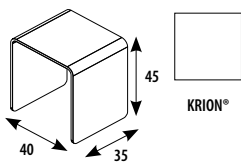
BANQUETA K • K BENCH • BANQUETTE K

Banqueta realizada en KRION®.

Bench made of KRION™.

Banquette fabriquée en KRION®.

DIMENSIONES DIMENSIONS FORMAT	COLOR COLOUR COULEUR	REF. KEA KEA CODE CODE KEA	REF. SAP SAP CODE CODE SAP	PUNTOS POINTS POINTS
40 x 35 · 45h		S804300025	100144776	584,33



TOALLERO SP CONCEPT

TOWEL RAIL SP CONCEPT

PORTE-SERVIETTE SP CONCEPT



TOALLERO • TOWEL RAIL • PORTE-SERVIETTE

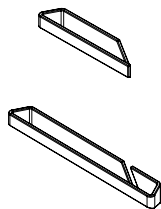
Toallero realizado en KRION®.

Towel rail made of KRION™.

Porte-serviettes réalisé en KRION®.



KRION®



DIMENSIONES DIMENSIONS FORMAT	COLOR COLOUR COULEUR	REF. KEA KEA CODE CODE KEA	REF. SAP SAP CODE CODE SAP	PUNTOS POINTS POINTS
240		S809500105	100186336	152,58
520		S809500106	100186337	194,62

TOALLERO SP CONCEPT

TOWEL RAIL SP CONCEPT

PORTE-SERVIETTE SP CONCEPT



TOALLERO • TOWEL RAIL • PORTE-SERVIETTE

Toallero realizada en KRION® y acero inoxidable.

Towel rail made of KRION™ and stainless steel.

Porte-serviettes réalisé en KRION® et en acier inoxydable.







inox KRION®



blanco
white
blanc KRION®



COLOR COLOUR COULEUR	REF. KEA KEA CODE CODE KEA	REF. SAP SAP CODE CODE SAP	PUNTOS POINTS POINTS
	S809500014	100065266	819,46
	S809500087	100118939	1.087,29
	S809500013	100065267	1.029,45
	S809500088	100118940	1.329,80

PORTARROLLOS SP CONCEPT

TOILET ROLL HOLDER SP CONCEPT

DÉROULEUR DE PAPIER TOILETTE SP CONCEPT

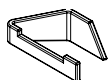


PORTARROLLOS · TOILET ROLL HOLDER · DÉROULEUR DE PAPIER TOILETTE

Portarrollos realizada en KRION®.

Toilet roll holder made of KRION™.

Dérouleur de papier toilette réalisé en KRION®



KRION®

COLOR COLOUR COULEUR	REF. KEA KEA CODE CODE KEA	REF. SAP SAP CODE CODE SAP	PUNTOS POINTS POINTS
	S809500104	100186326	132,31

COLGADOR SP CONCEPT

TOWEL HOOK SP CONCEPT

CROCHET SP CONCEPT



COLGADOR · TOWEL HOOK · CROCHET


Colgador realizada en KRION®.

Hook made of KRION®.

Crochet réalisé en KRION®.



KRION®

COLOR COLOUR COULEUR	REF. KEA KEA CODE CODE KEA	REF. SAP SAP CODE CODE SAP	PUNTOS POINTS POINTS
	S809500101	100186325	89,48

PORTACEPILLOS SP CONCEPT

TOOTHBRUSH HOLDER SP CONCEPT

PORTE-BROSSES À DENTS SP CONCEPT



PORTACEPILLOS · TOOTHBRUSH HOLDER · PORTE-BROSSES À DENTS


Portacepillos realizada en KRION®.

Toothbrush holder made of KRION®.

Porte-brosses à dents réalisé en KRION®.



KRION®

COLOR COLOUR COULEUR	REF. KEA KEA CODE CODE KEA	REF. SAP SAP CODE CODE SAP	PUNTOS POINTS POINTS
	S809500103	100186335	150,04

ESCOBILLERO SP CONCEPT

TOILET BRUSH HOLDER SP CONCEPT

PORTE-BALAI WC SP CONCEPT

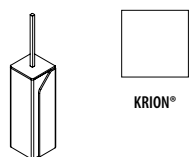



ESCOBILLERO · TOILET BRUSH HOLDER · PORTE-BALAI WC

Escobillero realizada en KRION®.

Toilet brush made of KRION™.


Porte-balais WC réalisé en KRION®.



COLOR COLOUR COULEUR	REF. KEA KEA CODE CODE KEA	REF. SAP SAP CODE CODE SAP	PUNTOS POINTS POINTS
	S809500102	100186309	276,61

ACABADOS · FINISH · FINITIONS

Tono series



KRION®



maple
maple
maple




roble
oak
chêne



nogal
walnut
noyer


Almond series




KRION®




negro
black
noir



gris
grey
gris




KRION®
6101. Frost White




KRION®
6902. Light
Grey

Aro series



KRION®

MOBILE · MÖBEL · МЕБЕЛЬ




KRION®




roble natural
natural oak
chêne naturel




nogal natural
natural walnut
noyer naturel




negro
black
noir




naranja
orange
orange



verde
green
vert




azul
blue
bleu




beige
beige
beige

Ras series


ACCESORIOS · ACCESORIES · ACCESSOIRES




KRION®



lacado blanco
white lacquer
laqué blanc



lacado negro
black lacquer
laqué noir



lacado beige
beige lacquer
laqué beige




roble oscuro
dark oak
chêne foncé




nogal natural
natural walnut
noyer naturel

Epoque series

ESTRUCTURA · FRAME · STRUCTURE



KRION®




oro
gold
or



cromo
chrome
chromé

ACABADOS · FINISH · FINITIONS


Modul series




KRION®




negro
black
noir



gris
grey
gris



mint
mint
mint



beige
beige
beige


ACCESORIOS · ACCESORIES · ACCESSOIRES



negro
black
noir



inox brillo
gloss inox
inox brillant



KRION®




roble oscuro
dark oak
chêne foncé




nogal natural
natural walnut
noyer naturel

Kole series

TOALLERO · TOWEL RAIL · PORTE-SERVIETTE




KRION®



inox
inox
inox


3-Way / Unique



KRION®
1100. Snow
White



oro
gold
oro



rosa
pink
rosa




titanio
titanium
titane




cobre
copper
cobre

Arc



KRION®

Slim




KRION®

K Accesories

ESCALERA · STEPLADDER · ÉCHELLE
 ESTANTERÍA VERTICAL · VERTICAL SHELVING UNIT · ÉTAGÈRE VERTICALE K
 ESTANTERÍA HORIZONTAL · HORIZONTAL SHELVING UNIT · ÉTAGÈRE HORIZONTALE

BANQUETA · BENCH · BANQUETTE
 ESPEJO · MIRROR · MIROIR
 ESTANTE · SHELF · RAYON
 BALDA · RACK · PLATEAU




KRION®



roble oscuro
 dark oak
 chêne foncé




nogal natural
 natural walnut
 noyer naturel




KRION®

SP Concept Accesories


TOALLERO · TOWEL RAIL · PORTE-SERVIETTE




KRION®




blanco KRION®
 KRION™ white
 blanc KRION®



inox
 inox
 inox



blanco KRION®
 KRION™ white
 blanc KRION®



blanco
 white
 blanc



PORCELANOSA Grupo

Maquetación y Fotografía
Dpto. Comunicación y Marketing SYSTEMPOOL
Edición 1
SYSTEM-POOL, S.A.
P.O. BOX 372
Villarreal, Spain
Enero 2017

Aviso Legal: Las imágenes, textos y datos son propiedad de SYSTEM-POOL, S.A., con domicilio en Carretera Vila-real – Puebla de Arenoso (CV-20), 12.540 Vila-real (Castellón). Se requiere su consentimiento expreso y por escrito para la utilización y divulgación, ya sea parcial o total, de los referidos contenidos. Corresponde a SYSTEMPOOL, S.A. el ejercicio exclusivo de los derechos de explotación de los mismos en cualquier forma, y en especial los derechos de reproducción, distribución, comunicación pública y transformación. Todo este material está protegido por la legislación de la propiedad intelectual y su uso indebido puede ser objeto de sanciones, incluso penales.

Legal notice: The images, texts and data are the property of SYSTEM-POOL, S.A., with registered offices at Carretera Vila-real – Puebla de Arenoso (CV-20), 12.540 Vila-real (Castellón). The express written consent of SYSTEM-POOL, S.A., shall be required for the partial or total use or disclosure of the said material. SYSTEM-POOL, S.A., holds sole rights over all forms of use of the said material and, in particular, the right to its reproduction, distribution, public communication and transformation. All the said material is protected by intellectual property laws and any undue use may result in penalties, even of a criminal kind.

Mentions légales : Les images, les textes et les données appartiennent à SYSTEM-POOL, S.A., dont le domicile est sis à Carretera Vila-real – Puebla de Arenoso (CV-20), 12 540 Vila-real (Castellón). L'utilisation et la divulgation, en tout ou partie, des contenus mentionnés est interdite sauf consentement exprès préalable par écrit de sa part. L'exercice des droits d'exploitation de ceux-ci, d'une quelconque manière, et notamment les droits de reproduction, distribution, communication publique et transformation correspond exclusivement à SYSTEM-POOL, S.A. Tout ce matériel est protégé par la législation relative à la propriété intellectuelle et un usage indu de celui-ci peut donner lieu à des sanctions, y compris à caractère pénal.

Consultar los manuales de preinstalación en todos los productos. Las cotas y medidas presentes en este documento son orientativas y en ningún caso vinculantes.

Consult the pre-installation manuals for all of the products. The installation measurements given in this document are only for guidance purposes and under no circumstances should be considered as binding.

Consulter les manuels de pré-installation pour tous les produits. Les dimensions contenues dans ce document sont indiquées à titre d'orientation uniquement et ne nous engageant en aucun cas.

KRION® BATH
PORCELANOSA SOLID SURFACE

Systempool S.A. : Ctra. Villarreal - Puebla de Arenoso (CV 20), Km. 1
Apto / BOX 372 - 12540 Villarreal - Castellón - Spain
Teléfono: +34 964 506 464
Fax. : 964 506 481 Nacional, +34 964 506 480 Internacional
www.system-pool.com
e-mail: system-pool@system-pool.com